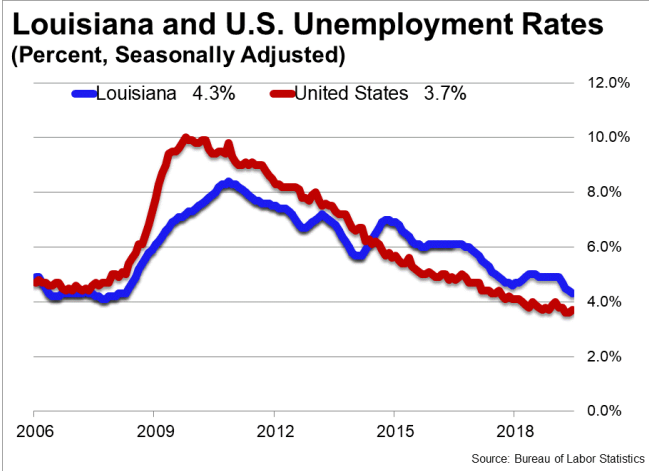




July 19, 2019

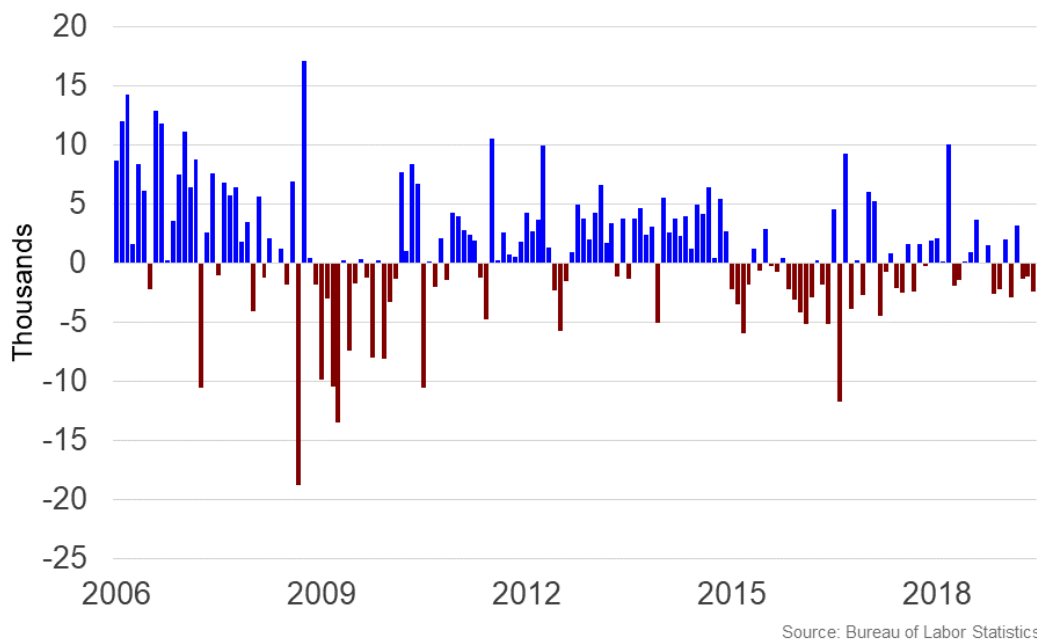
Summary

- Louisiana lost 2,400 jobs and the unemployment rate declined by 0.1 percentage point to 4.3 percent in June according to Bureau of Labor Statistics (BLS) data.
- Over the past twelve months, Louisiana lost 1,300 jobs and the unemployment rate fell by 0.7 percentage point from 5 percent.
- In June, Louisiana's private sector lost 1,800 jobs and over the past twelve months it created 300 jobs.
- The number of unemployed Louisianans fell by 1,642 in June, and over the past year 7,827 Louisianans found jobs.
- Louisiana's labor force participation rate remains unchanged from 58.6 percent in June. Since last year, the labor force participation rate fell 0.2 percentage point.
- The national unemployment rate rose by 0.1 percentage point to 3.7 percent in June. State employment and unemployment data for July is scheduled for release on August 16, 2019. The national employment situation report for July will be released on Friday, August 2, 2019.



Louisiana Nonfarm Payroll Jobs

Monthly Change (Thousands, Seasonally Adjusted)



Louisiana Payroll Employment

Louisiana lost 2,400 jobs, or 0.12 percent, on a seasonally adjusted basis during June. In the prior month, Louisiana lost 1,100 jobs. Over the past twelve months, nonfarm payrolls in Louisiana declined by 1,300, or 0.07 percent. Louisiana nonfarm payroll employment has increased in 5 of the past 12 months.

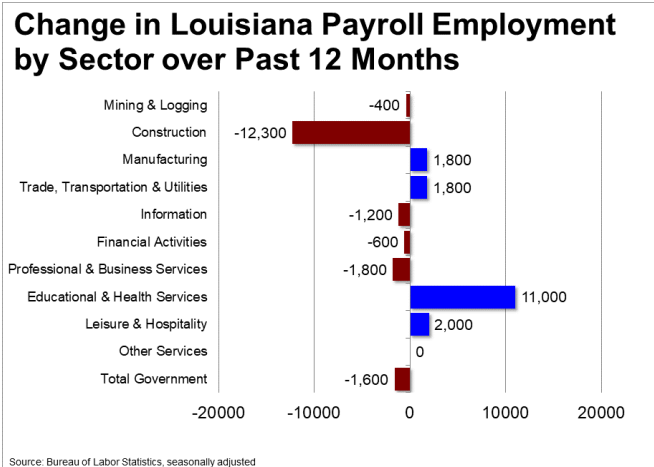
Nationally, nonfarm payrolls increased by 224,000 jobs in June, or 0.15 percent. Over the 12-month period ending June 2019, nonfarm payrolls grew by 2,301,000 jobs, or 1.54 percent. Louisiana ranks 51st among the 50 states and the District of Columbia for percentage gain in nonfarm payroll employment over the past 12 months.

During June, Louisiana's private-sector lost 1,800 jobs, or 0.11 percent. The private-sector in Louisiana lost 800 jobs in the prior month. Over the past twelve months, private-sector payrolls in Louisiana increased by 300, or 0.02 percent. Louisiana private-sector payroll employment has increased in 6 of the past 12 months.

Nationally, private-sector payroll jobs increased by 191,000 jobs in June, or 0.15 percent. Over the past 12 months, the nation's economy has added 2,201,000 jobs in the private-sector, an increase of 1.74 percent. Louisiana ranks 50th among the 50 states and the District of Columbia for percentage gain in private-sector payroll employment over the past 12 months.

The best performing sectors on a seasonally adjusted basis during June were Trade, Transportation & Utilities (+1,400) and Educational & Health Services (+900). The poorest performing sectors during the month were Construction (-1,800) and Professional & Business Services (-1,600).

The best performing sectors during the last twelve months were Educational & Health Services (+11,000) and Leisure & Hospitality (+2,000). The poorest performing sectors during the last twelve months were Construction (-12,300) and Professional & Business Services (-1,800).



Louisiana Labor Force Statistics

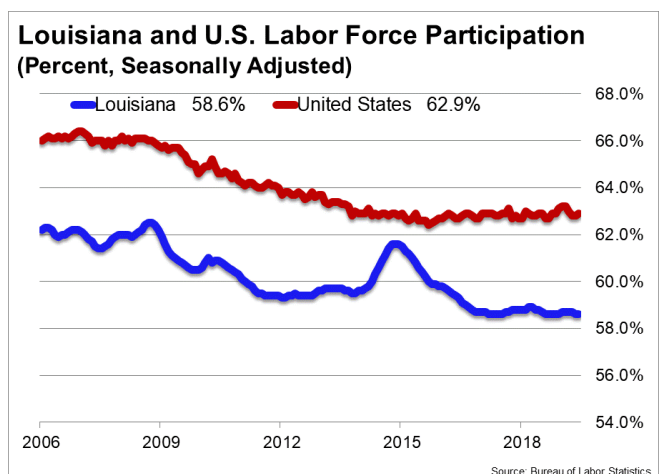
Labor Force Participation

The labor force participation rate in Louisiana was unchanged at 58.6 percent in June. Among the 50 states and the District of Columbia, 44 have a higher labor force participation rate than Louisiana. The labor force participation rate in Louisiana is unchanged from a year earlier. The labor force participation rate is the percentage of the civilian noninstitutionalized population age 16 and older who are employed or actively looking for work.

The 10-year high for the labor force participation rate in Louisiana was 61.6 percent in December 2014. The series high for the labor force participation rate in Louisiana occurred in September 2005 when the labor force participation rate hit 67.9 percent. The 10-year low for the labor force participation rate was 58.6 percent in June 2019. The series low for the labor force participation rate occurred in December 1976 when the labor force participation rate hit 56.3 percent. The national labor force participation rate rose by 0.1 percentage point to 62.9 percent in June, but remains near its 41-year low of 62.4 percent.

Employment-to-Population Ratio

The employment-to-population ratio, or the percentage of the Louisiana civilian noninstitutionalized population 16 years and older counted as employed, was unchanged at 56.1 percent in June. Among the 50 states and the District of Columbia, 45 have higher



employment-to-population ratios than Louisiana. The employment-to-population ratio in Louisiana is 0.3 percentage point higher than a year earlier.

The 10-year high for the employment-to-population ratio in Louisiana was 57.3 percent in December 2014. The series high for the employment-to-population ratio in Louisiana occurred in September 2005 when the employment-to-population ratio hit 60.2 percent. The 10-year low for the employment-to-population ratio was 54.9 percent in February 2012. The series low for the employment-to-population ratio occurred in January 1977 when the employment-to-population ratio was 52.4 percent.

The national employment-to-population ratio held steady at 60.6 percent in June. That rate was 0.2 percentage point higher than a year earlier. The all-time high for the employment-to-population ratio was 64.7 in April 2000. The 10-year high for the employment-to-population ratio was 63.4 percent in December 2006. The recent low occurred in October 2013 when the employment-to-population ratio dipped to 58.2 percent. The last time the employment-to-population ratio posted a reading lower than 58.2 percent was July 1983.

