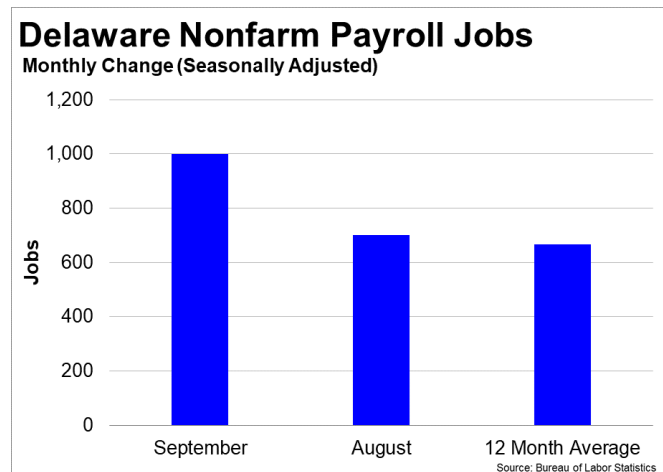
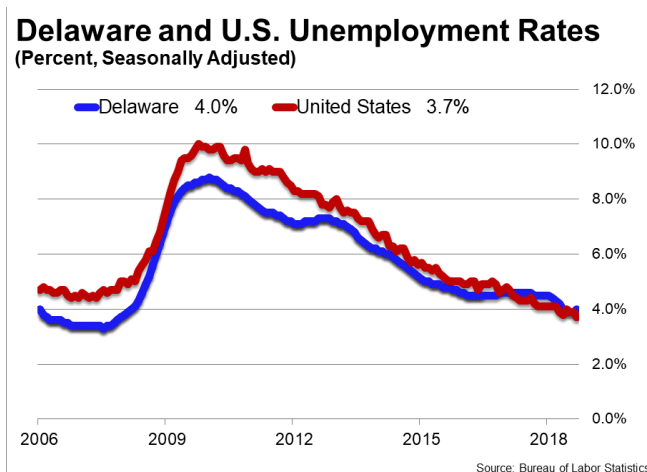




October 19, 2018

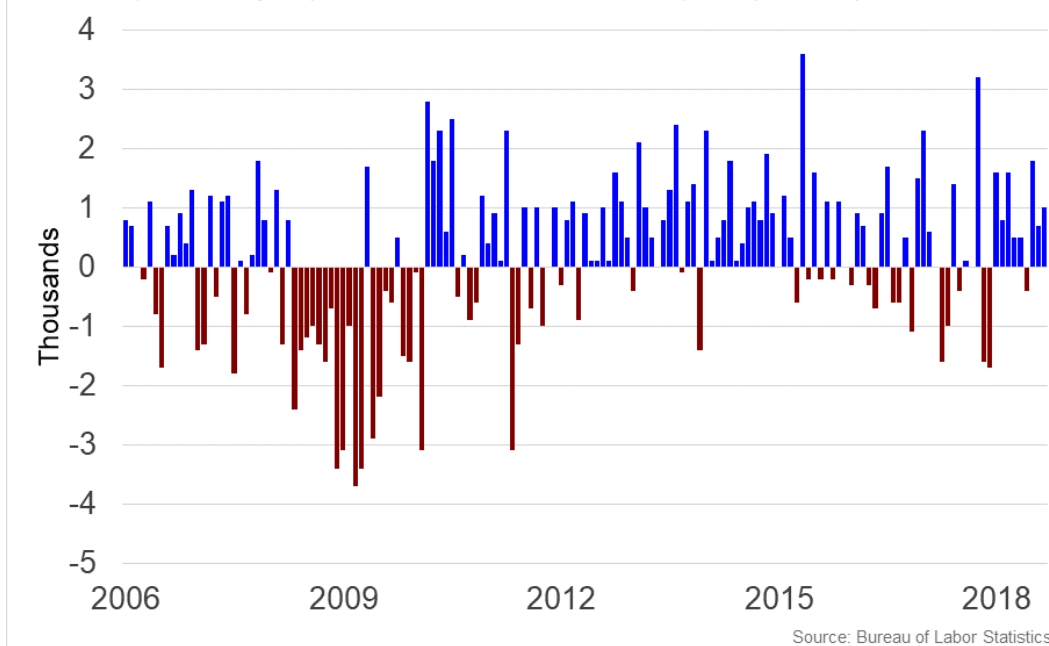
Summary

- **Delaware added 1,000 jobs and the unemployment rate increased by 0.1 percentage point to 4 percent in September** according to Bureau of Labor Statistics (BLS) data.
- **Over the past twelve months, Delaware added 8,000 jobs** and the unemployment rate fell by 0.5 percentage point from 4.5 percent.
- **In September, Delaware's private sector added 900 jobs** and over the past twelve months it created 7,400 jobs.
- The number of **unemployed Delawareans rose by 266 in September**, and over the past year 11,192 Delawareans found jobs.
- Delaware's **labor force participation rate remains unchanged** from 62.6 percent in September. Since last year, the labor force participation rate rose 0.4 percentage point.
- The national unemployment rate **declined by 0.2 percentage point to 3.7 percent in September**. State employment and unemployment data for October is scheduled for release on November 16, 2018. The national employment situation report for October will be released on Friday, November 2, 2018.



Delaware Nonfarm Payroll Jobs

Monthly Change (Thousands, Seasonally Adjusted)



Delaware Payroll Employment

Delaware added 1,000 jobs, or 0.22 percent, on a seasonally adjusted basis during September. In the prior month, Delaware added 700 jobs. Over the past twelve months, nonfarm payrolls in Delaware increased by 8,000, or 1.76 percent. Delaware nonfarm payroll employment has increased in 9 of the past 12 months.

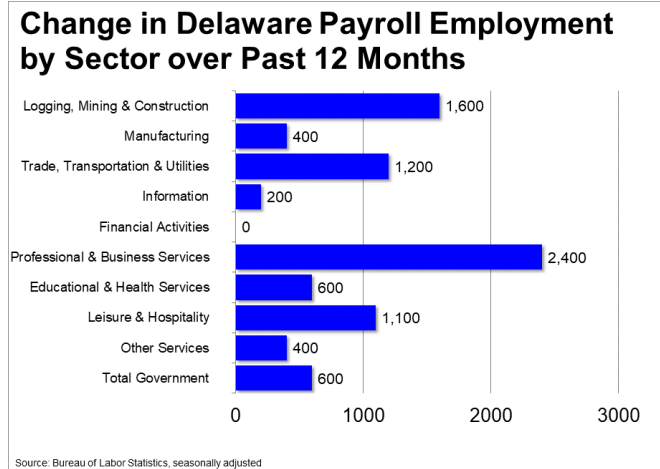
Nationally, nonfarm payrolls increased by 134,000 jobs in September, or 0.09 percent. Over the 12-month period ending September 2018, nonfarm payrolls grew by 2,537,000 jobs, or 1.73 percent. Delaware ranks 17th among the 50 states and the District of Columbia for percentage gain in nonfarm payroll employment over the past 12 months.

During September, Delaware's private-sector added 900 jobs, or 0.23 percent. The private-sector in Delaware added 600 jobs in the prior month. Over the past twelve months, private-sector payrolls in Delaware increased by 7,400, or 1.90 percent. Delaware private-sector payroll employment has increased in 9 of the past 12 months.

Nationally, private-sector payroll jobs increased by 121,000 jobs in September, or 0.1 percent. Over the past 12 months, the nation's economy has added 2,468,000 jobs in the private-sector, an increase of 1.98 percent. Delaware ranks 20th among the 50 states and the District of Columbia for percentage gain in private-sector payroll employment over the past 12 months.

The best performing sectors on a seasonally adjusted basis during September were Logging, Mining & Construction (+300), Financial Activities (+200), and Educational & Health Services (+200). The poorest performing sectors during the month were Leisure & Hospitality (-100) and Information (unchanged).

The best performing sectors during the last twelve months were Professional & Business Services (+2,400) and Logging, Mining & Construction (+1,600). The poorest performing sectors during the last twelve months were Financial Activities (unchanged) and Information (+200).



Delaware Labor Force Statistics

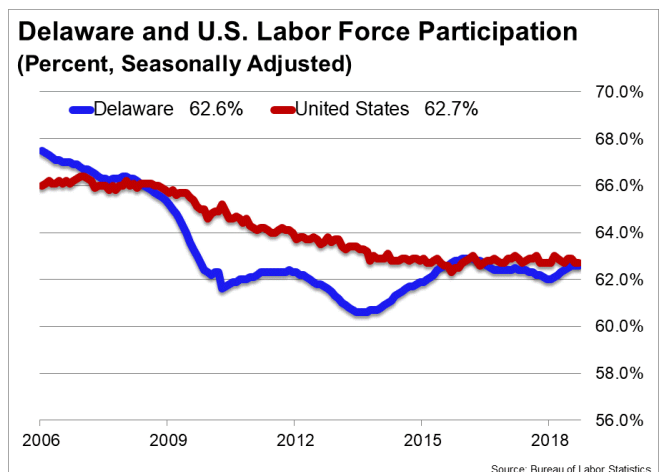
Labor Force Participation

The labor force participation rate in Delaware was unchanged at 62.6 percent in September. Among the 50 states and the District of Columbia, 28 have a higher labor force participation rate than Delaware. The labor force participation rate in Delaware is unchanged from a year earlier. The labor force participation rate is the percentage of the civilian noninstitutionalized population age 16 and older who are employed or actively looking for work.

The 10-year high for the labor force participation rate in Delaware was 65.6 percent in October 2008. The series high for the labor force participation rate in Delaware occurred in January 1990 when the labor force participation rate hit 71.0 percent. The 10-year low for the labor force participation rate was 60.6 percent in September 2013. This also represents the series low for the labor force participation rate in Delaware. The national labor force participation rate was unchanged at 62.7 percent, but remains near its 38-year low of 62.4 percent.

Employment-to-Population Ratio

The employment-to-population ratio, or the percentage of the Delaware civilian noninstitutionalized population 16 years and older counted as employed, declined to 60.1 percent in September from 60.2 percent the



prior month. Among the 50 states and the District of Columbia, 28 have higher employment-to-population ratios than Delaware. The employment-to-population ratio in Delaware is 0.7 percentage point higher than a year earlier.

The 10-year high for the employment-to-population ratio in Delaware was 61.7 percent in October 2008. The series high for the employment-to-population ratio in Delaware occurred in January 1990 when the employment-to-population ratio hit 68.3 percent. The 10-year low for the employment-to-population ratio was 56.2 percent in April 2010. The series low for the employment-to-population ratio occurred in May 2010 when the employment-to-population ratio was 56.2 percent.

The national employment-to-population ratio rose by 0.1 percentage point to 60.4 percent in September. That rate was unchanged from a year earlier. The all-time high for the employment-to-population ratio was 64.7 in April 2000. The 10-year high for the employment-to-population ratio was 63.4 percent in December 2006. The recent low occurred in October 2013 when the employment-to-population ratio dipped to 58.2 percent. The last time the employment-to-population ratio posted a reading lower than 58.2 percent was July 1983.

