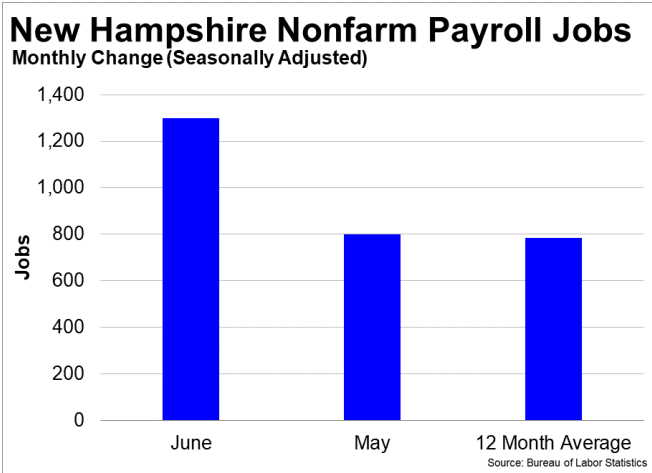
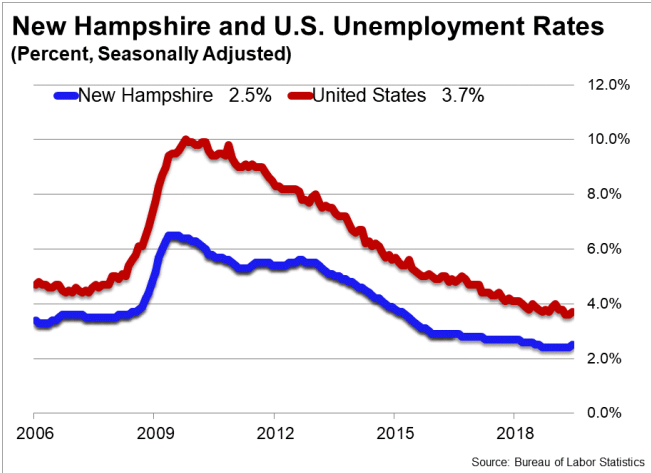




July 19, 2019

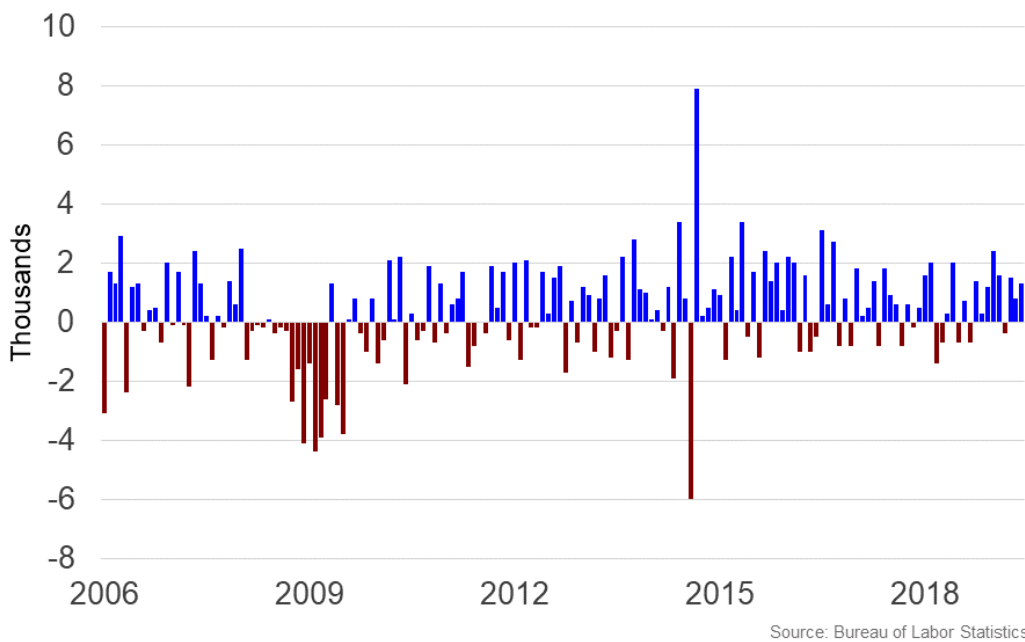
Summary

- **New Hampshire added 1,300 jobs and the unemployment rate increased by 0.1 percentage point to 2.5 percent in June** according to Bureau of Labor Statistics (BLS) data.
- **Over the past twelve months, New Hampshire added 9,400 jobs** and the unemployment rate fell by 0.1 percentage point from 2.6 percent.
- **In June, New Hampshire's private sector added 1,800 jobs** and over the past twelve months it created 10,800 jobs.
- The number of **unemployed New Hampshire residents rose by 134 in June**, and over the past year 8,191 New Hampshire residents found jobs.
- New Hampshire's **labor force participation rate increased to 68.6 percent** from 68.5 percent in June. Since last year, the labor force participation rate rose 0.2 percentage point.
- The national unemployment rate **rose by 0.1 percentage point to 3.7 percent in June**. State employment and unemployment data for July is scheduled for release on August 16, 2019. The national employment situation report for July will be released on Friday, August 2, 2019.



New Hampshire Nonfarm Payroll Jobs

Monthly Change (Thousands, Seasonally Adjusted)



New Hampshire Payroll Employment

New Hampshire added 1,300 jobs, or 0.19 percent, on a seasonally adjusted basis during June. In the prior month, New Hampshire added 800 jobs. Over the past twelve months, nonfarm payrolls in New Hampshire increased by 9,400, or 1.38 percent. New Hampshire nonfarm payroll employment has increased in 9 of the past 12 months.

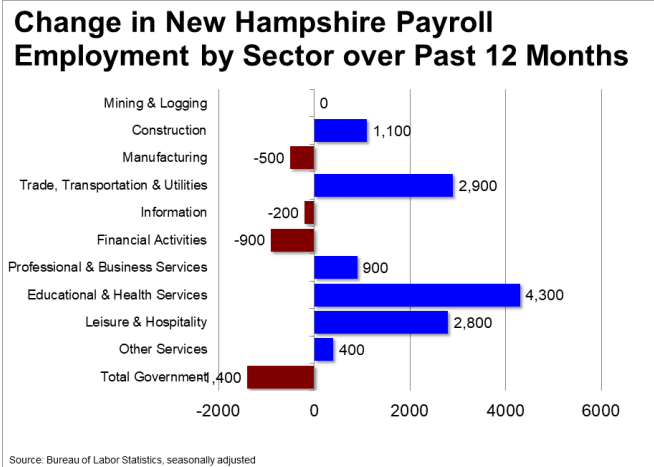
Nationally, nonfarm payrolls increased by 224,000 jobs in June, or 0.15 percent. Over the 12-month period ending June 2019, nonfarm payrolls grew by 2,301,000 jobs, or 1.54 percent. New Hampshire ranks 21st among the 50 states and the District of Columbia for percentage gain in nonfarm payroll employment over the past 12 months.

During June, New Hampshire's private-sector added 1,800 jobs, or 0.30 percent. The private-sector in New Hampshire added 500 jobs in the prior month. Over the past twelve months, private-sector payrolls in New Hampshire increased by 10,800, or 1.83 percent. New Hampshire private-sector payroll employment has increased in 9 of the past 12 months.

Nationally, private-sector payroll jobs increased by 191,000 jobs in June, or 0.15 percent. Over the past 12 months, the nation's economy has added 2,201,000 jobs in the private-sector, an increase of 1.74 percent. New Hampshire ranks 18th among the 50 states and the District of Columbia for percentage gain in private-sector payroll employment over the past 12 months.

The best performing sectors on a seasonally adjusted basis during June were Educational & Health Services (+700) and Construction (+300). Four or more sectors tied for the poorest performing on a seasonally adjusted basis during June.

The best performing sectors during the last twelve months were Educational & Health Services (+4,300) and Trade, Transportation & Utilities (+2,900). The poorest performing sectors during the last twelve months were Total Government (-1,400) and Financial Activities (-900).



New Hampshire Labor Force Statistics

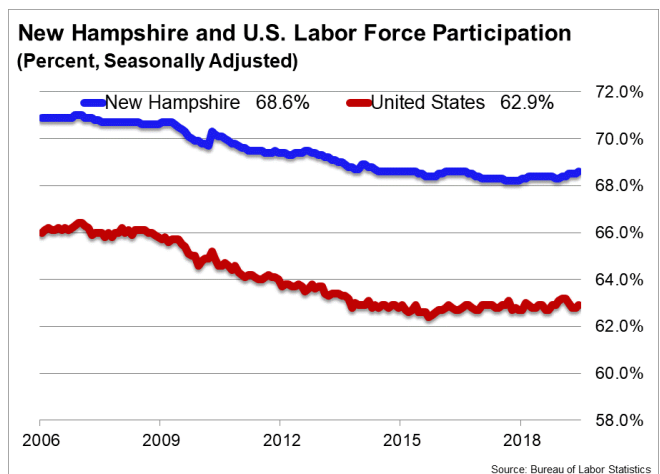
Labor Force Participation

The labor force participation rate in New Hampshire rose to 68.6 percent in June from 68.5 percent the prior month. Among the 50 states and the District of Columbia, 7 have a higher labor force participation rate than New Hampshire. The labor force participation rate in New Hampshire is unchanged from a year earlier. The labor force participation rate is the percentage of the civilian noninstitutionalized population age 16 and older who are employed or actively looking for work.

The 10-year high for the labor force participation rate in New Hampshire was 70.4 percent in July 2009. The series high for the labor force participation rate in New Hampshire occurred in January 1990 when the labor force participation rate hit 73.7 percent. The 10-year low for the labor force participation rate was 68.2 percent in December 2017. The series low for the labor force participation rate occurred in April 1976 when the labor force participation rate hit 65.7 percent. The national labor force participation rate rose by 0.1 percentage point to 62.9 percent in June, but remains near its 41-year low of 62.4 percent.

Employment-to-Population Ratio

The employment-to-population ratio, or the percentage of the New Hampshire civilian noninstitutionalized population 16 years and older counted as employed, was unchanged at



66.9 percent in June. Among the 50 states and the District of Columbia, 6 have higher employment-to-population ratios than New Hampshire. The employment-to-population ratio in New Hampshire is 0.3 percentage point higher than a year earlier.

The 10-year high for the employment-to-population ratio in New Hampshire was 66.9 percent in June 2019. The series high for the employment-to-population ratio in New Hampshire occurred in January 1989 when the employment-to-population ratio hit 71.3 percent. The 10-year low for the employment-to-population ratio was 65.4 percent in December 2013. The series low for the employment-to-population ratio occurred in January 1900 when the employment-to-population ratio was 62.0 percent.

The national employment-to-population ratio held steady at 60.6 percent in June. That rate was 0.2 percentage point higher than a year earlier. The all-time high for the employment-to-population ratio was 64.7 in April 2000. The 10-year high for the employment-to-population ratio was 63.4 percent in December 2006. The recent low occurred in October 2013 when the employment-to-population ratio dipped to 58.2 percent. The last time the employment-to-population ratio posted a reading lower than 58.2 percent was July 1983.

