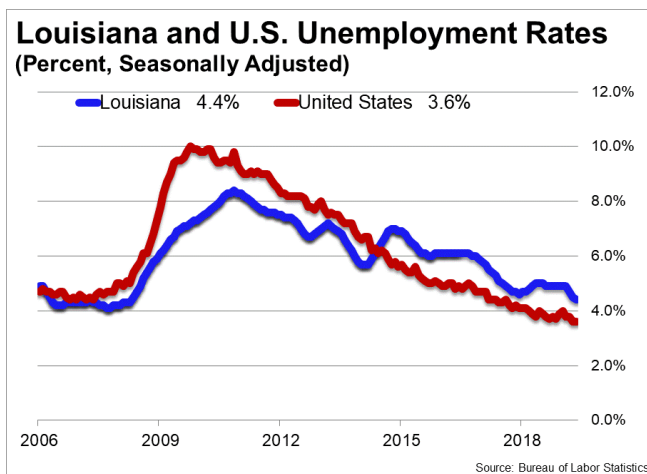




June 21, 2019

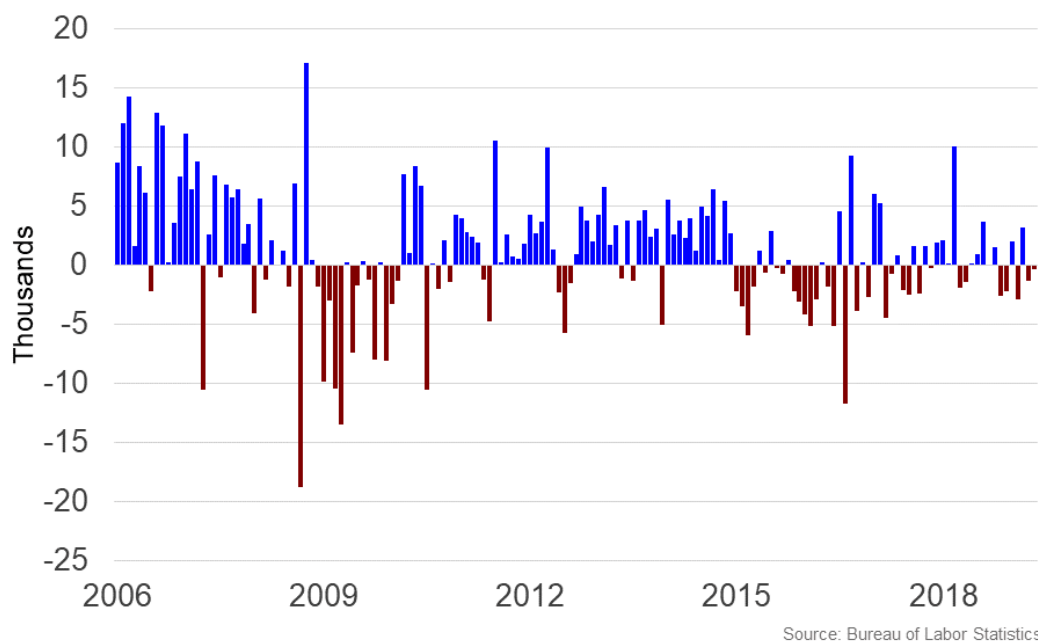
## Summary

- **Louisiana lost 400 jobs and the unemployment rate declined by 0.1 percentage point to 4.4 percent in May** according to Bureau of Labor Statistics (BLS) data.
- **Over the past twelve months, Louisiana added 1,900 jobs** and the unemployment rate fell by 0.6 percentage point from 5 percent.
- **In May, Louisiana's private sector lost 200 jobs** and over the past twelve months it created 3,000 jobs.
- The number of **unemployed Louisianans fell by 2,571 in May**, and over the past year 4,611 Louisianans found jobs.
- Louisiana's **labor force participation rate remains unchanged** from 58.7 percent in May. Since last year, the labor force participation rate fell 0.1 percentage point.
- The national unemployment rate **was unchanged at 3.6 percent in May**. State employment and unemployment data for June is scheduled for release on July 19, 2019. The national employment situation report for June will be released on Friday, July 5, 2019.



# Louisiana Nonfarm Payroll Jobs

Monthly Change (Thousands, Seasonally Adjusted)



## Louisiana Payroll Employment

Louisiana lost 400 jobs, or 0.02 percent, on a seasonally adjusted basis during May. In the prior month, Louisiana lost 1,300 jobs. Over the past twelve months, nonfarm payrolls in Louisiana increased by 1,900, or 0.10 percent. Louisiana nonfarm payroll employment has increased in 6 of the past 12 months.

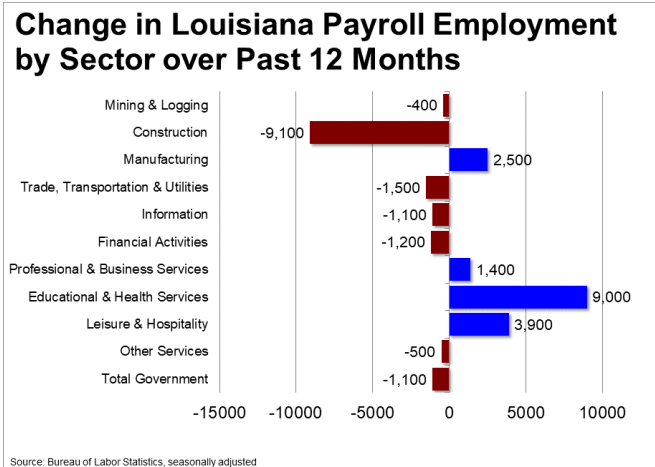
Nationally, nonfarm payrolls increased by 75,000 jobs in May, or 0.05 percent. Over the 12-month period ending May 2019, nonfarm payrolls grew by 2,350,000 jobs, or 1.58 percent. Louisiana ranks 51st among the 50 states and the District of Columbia for percentage gain in nonfarm payroll employment over the past 12 months.

During May, Louisiana's private-sector lost 200 jobs, or 0.01 percent. The private-sector in Louisiana lost 800 jobs in the prior month. Over the past twelve months, private-sector payrolls in Louisiana increased by 3,000, or 0.18 percent. Louisiana private-sector payroll employment has increased in 7 of the past 12 months.

Nationally, private-sector payroll jobs increased by 90,000 jobs in May, or 0.07 percent. Over the past 12 months, the nation's economy has added 2,263,000 jobs in the private-sector, an increase of 1.79 percent. Louisiana ranks 51st among the 50 states and the District of Columbia for percentage gain in private-sector payroll employment over the past 12 months.

The best performing sectors on a seasonally adjusted basis during May were Leisure & Hospitality (+1,600) and Mining & Logging (+500). The poorest performing sectors during the month were Professional & Business Services (-1,000) and Financial Activities (-700).

The best performing sectors during the last twelve months were Educational & Health Services (+9,000) and Leisure & Hospitality (+3,900). The poorest performing sectors during the last twelve months were Construction (-9,100) and Trade, Transportation & Utilities (-1,500).



## Louisiana Labor Force Statistics

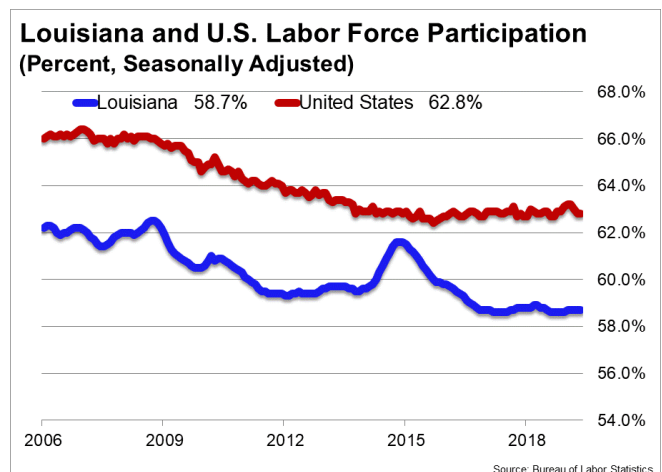
### *Labor Force Participation*

The labor force participation rate in Louisiana was unchanged at 58.7 percent in May. Among the 50 states and the District of Columbia, 44 have a higher labor force participation rate than Louisiana. The labor force participation rate in Louisiana is unchanged from a year earlier. The labor force participation rate is the percentage of the civilian noninstitutionalized population age 16 and older who are employed or actively looking for work.

The 10-year high for the labor force participation rate in Louisiana was 61.6 percent in December 2014. The series high for the labor force participation rate in Louisiana occurred in September 2005 when the labor force participation rate hit 67.9 percent. The 10-year low for the labor force participation rate was 58.6 percent in December 2018. The series low for the labor force participation rate occurred in December 1976 when the labor force participation rate hit 56.3 percent. The national labor force participation rate was unchanged at 62.8 percent, but remains near its 41-year low of 62.4 percent.

### *Employment-to-Population Ratio*

The employment-to-population ratio, or the percentage of the Louisiana civilian noninstitutionalized population 16 years and older counted as employed, declined to 0.0 percent in May from 56.0 percent the prior month. At 0.0 percent, Louisiana has the



highest employment-to-population ratio in the nation. The employment-to-population ratio in Louisiana is 55.9 percentage points lower than a year earlier.

The 10-year high for the employment-to-population ratio in Louisiana was 57.3 percent in December 2014. The series high for the employment-to-population ratio in Louisiana occurred in September 2005 when the employment-to-population ratio hit 60.2 percent. The 10-year low for the employment-to-population ratio was 54.9 percent in February 2012. The series low for the employment-to-population ratio occurred in January 1977 when the employment-to-population ratio was 52.4 percent.

The national employment-to-population ratio held steady at 60.6 percent in May. That rate was 0.2 percentage point higher than a year earlier. The all-time high for the employment-to-population ratio was 64.7 in April 2000. The 10-year high for the employment-to-population ratio was 63.4 percent in December 2006. The recent low occurred in October 2013 when the employment-to-population ratio dipped to 58.2 percent. The last time the employment-to-population ratio posted a reading lower than 58.2 percent was July 1983.

