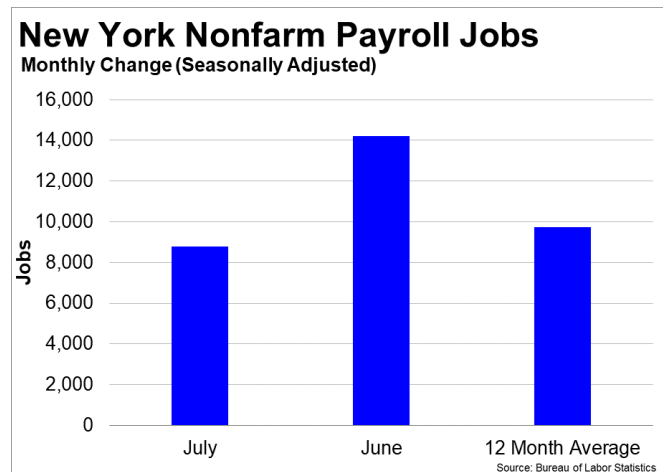
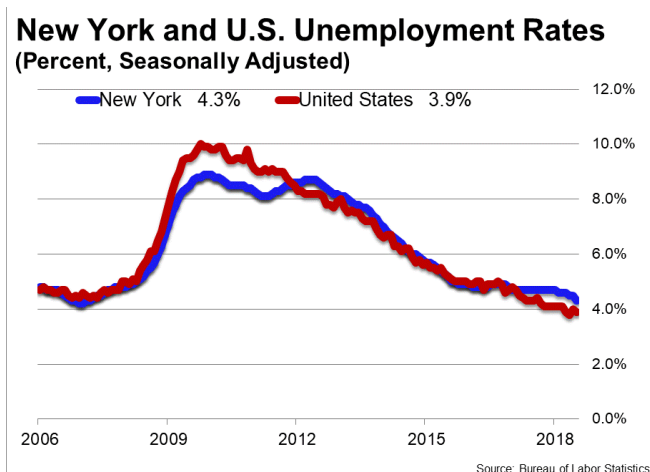




August 17, 2018

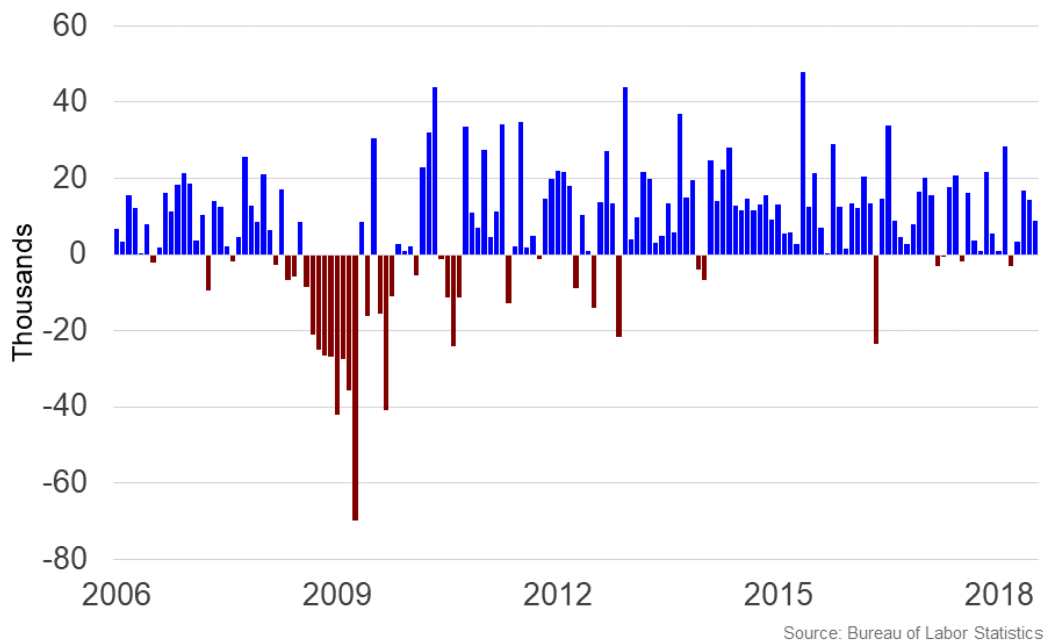
Summary

- **New York added 8,800 jobs and the unemployment rate declined by 0.2 percentage point to 4.3 percent in July** according to Bureau of Labor Statistics (BLS) data.
- **Over the past twelve months, New York added 117,000 jobs** and the unemployment rate fell by 0.4 percentage point from 4.7 percent.
- **In July, New York's private sector added 7,900 jobs** and over the past twelve months it created 115,700 jobs.
- The number of **unemployed New Yorkers fell by 10,685 in July**, and over the past year 10,283 New Yorkers lost jobs.
- New York's **labor force participation rate remains unchanged** from 60.6 percent in July. Since last year, the labor force participation rate fell 0.5 percentage point.
- The national unemployment rate **declined by 0.1 percentage point to 3.9 percent in July**. State employment and unemployment data for August is scheduled for release on September 21, 2018. The national employment situation report for August will be released on Friday, September 7, 2018.



New York Nonfarm Payroll Jobs

Monthly Change (Thousands, Seasonally Adjusted)



New York Payroll Employment

New York added 8,800 jobs, or 0.09 percent, on a seasonally adjusted basis during July. In the prior month, New York added 14,200 jobs. Over the past twelve months, nonfarm payrolls in New York increased by 117,000, or 1.23 percent. New York nonfarm payroll employment has increased in 11 of the past 12 months.

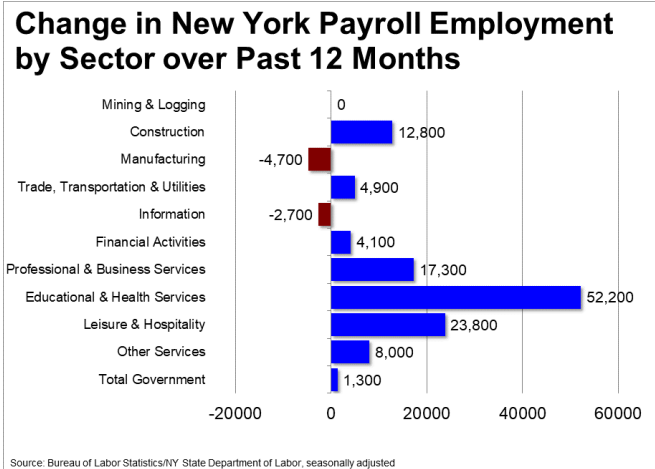
Nationally, nonfarm payrolls increased by 157,000 jobs in July, or 0.11 percent. Over the 12-month period ending July 2018, nonfarm payrolls grew by 2,400,000 jobs, or 1.64 percent. New York ranks 27th among the 50 states and the District of Columbia for percentage gain in nonfarm payroll employment over the past 12 months.

During July, New York's private-sector added 7,900 jobs, or 0.10 percent. The private-sector in New York added 13,500 jobs in the prior month. Over the past twelve months, private-sector payrolls in New York increased by 115,700, or 1.43 percent. New York private-sector payroll employment has increased in 10 of the past 12 months.

Nationally, private-sector payroll jobs increased by 170,000 jobs in July, or 0.13 percent. Over the past 12 months, the nation's economy has added 2,392,000 jobs in the private-sector, an increase of 1.92 percent. New York ranks 27th among the 50 states and the District of Columbia for percentage gain in private-sector payroll employment over the past 12 months.

The best performing sectors on a seasonally adjusted basis during July were Educational & Health Services (+7,500) and Leisure & Hospitality (+4,500). The poorest performing sectors during the month were Information (-1,900) and Trade, Transportation & Utilities (-1,500).

The best performing sectors during the last twelve months were Educational & Health Services (+52,200) and Leisure & Hospitality (+23,800). The poorest performing sectors during the last twelve months were Manufacturing (-4,700) and Information (-2,700).



New York Labor Force Statistics

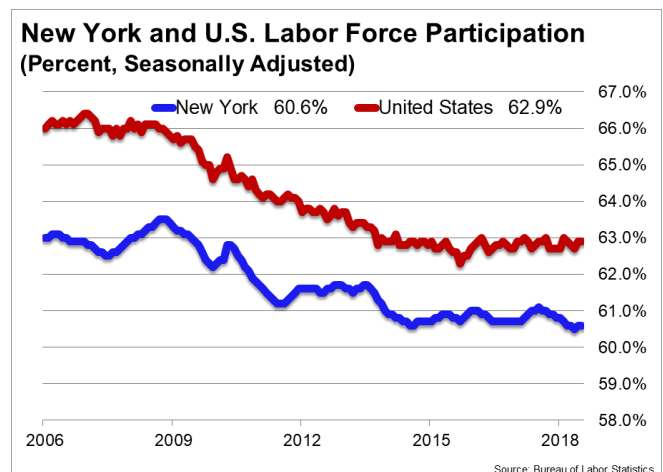
Labor Force Participation

The labor force participation rate in New York was unchanged at 60.6 percent in July. Among the 50 states and the District of Columbia, 40 have a higher labor force participation rate than New York. The labor force participation rate in New York is unchanged from a year earlier. The labor force participation rate is the percentage of the civilian noninstitutionalized population age 16 and older who are employed or actively looking for work.

The 10-year high for the labor force participation rate in New York was 63.5 percent in November 2008. The series high for the labor force participation rate in New York occurred in December 1989 when the labor force participation rate hit 63.6 percent. The 10-year low for the labor force participation rate was 60.5 percent in May 2018. The series low for the labor force participation rate occurred in December 1976 when the labor force participation rate hit 57.9 percent. The national labor force participation rate was unchanged at 62.9 percent, but remains near its 38-year low of 62.4 percent.

Employment-to-Population Ratio

The employment-to-population ratio, or the percentage of the New York civilian noninstitutionalized population 16 years and older counted as employed, rose to 58.0 percent in July from 57.9 percent the prior month. Among the 50 states and the District of



Columbia, 40 have higher employment-to-population ratios than New York. The employment-to-population ratio in New York is 0.2 percentage point lower than a year earlier.

The 10-year high for the employment-to-population ratio in New York was 59.9 percent in August 2008. The series high for the employment-to-population ratio in New York occurred in January 2007 when the employment-to-population ratio hit 60.2 percent. The 10-year low for the employment-to-population ratio was 56.1 percent in August 2011. The series low for the employment-to-population ratio occurred in January 1977 when the employment-to-population ratio was 52.1 percent.

The national employment-to-population ratio rose by 0.1 percentage point to 60.5 percent in July. That rate was 0.3 percentage point higher than a year earlier. The all-time high for the employment-to-population ratio was 64.7 in April 2000. The 10-year high for the employment-to-population ratio was 63.4 percent in December 2006. The recent low occurred in October 2013 when the employment-to-population ratio dipped to 58.2 percent. The last time the employment-to-population ratio posted a reading lower than 58.2 percent was July 1983.

