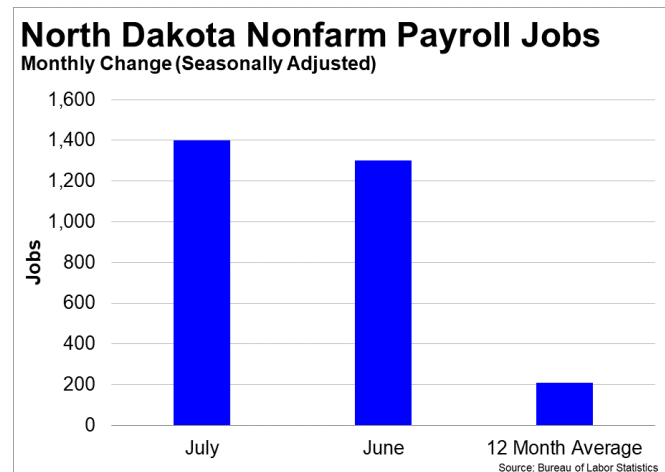
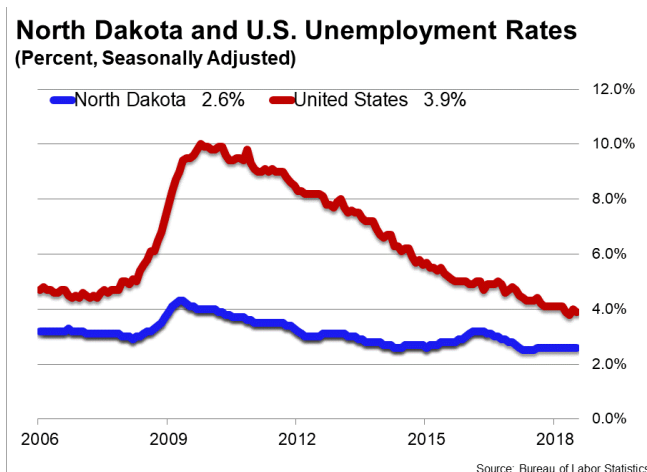




August 17, 2018

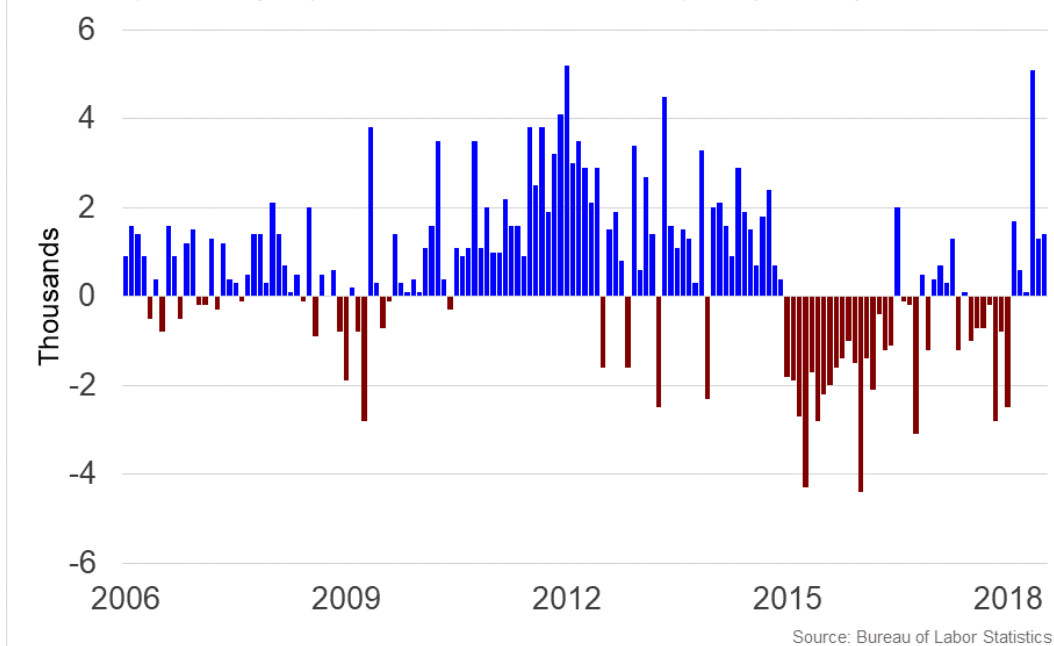
Summary

- **North Dakota added 1,400 jobs and the unemployment rate was unchanged at 2.6 percent in July** according to Bureau of Labor Statistics (BLS) data.
- **Over the past twelve months, North Dakota added 2,500 jobs** and the unemployment rate rose by 0.1 percentage point from 2.5 percent.
- **In July, North Dakota's private sector added 1,100 jobs** and over the past twelve months it created 4,000 jobs.
- The number of **unemployed North Dakotans fell by 12 in July**, and over the past year 7,152 North Dakotans lost jobs.
- North Dakota's **labor force participation rate decreased to 70.5 percent** from 70.8 percent in July. Since last year, the labor force participation rate fell 1 percentage point.
- The national unemployment rate **declined by 0.1 percentage point to 3.9 percent in July**. State employment and unemployment data for August is scheduled for release on September 21, 2018. The national employment situation report for August will be released on Friday, September 7, 2018.



North Dakota Nonfarm Payroll Jobs

Monthly Change (Thousands, Seasonally Adjusted)



North Dakota Payroll Employment

North Dakota added 1,400 jobs, or 0.32 percent, on a seasonally adjusted basis during July. In the prior month, North Dakota added 1,300 jobs. Over the past twelve months, nonfarm payrolls in North Dakota increased by 2,500, or 0.58 percent. North Dakota nonfarm payroll employment has increased in 6 of the past 12 months.

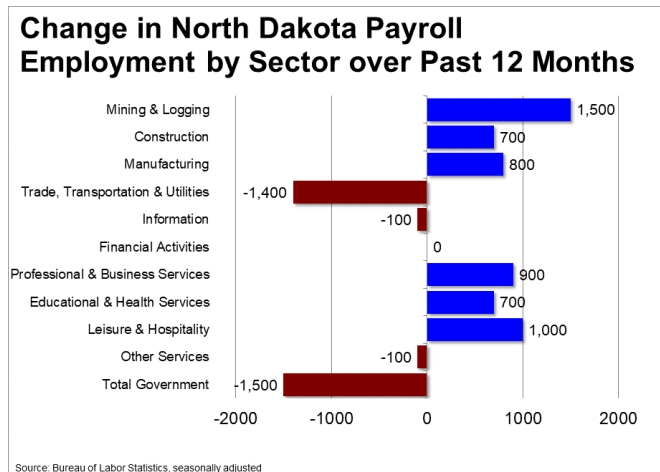
Nationally, nonfarm payrolls increased by 157,000 jobs in July, or 0.11 percent. Over the 12-month period ending July 2018, nonfarm payrolls grew by 2,400,000 jobs, or 1.64 percent. North Dakota ranks 27th among the 50 states and the District of Columbia for percentage gain in nonfarm payroll employment over the past 12 months.

During July, North Dakota's private-sector added 1,100 jobs, or 0.31 percent. The private-sector in North Dakota added 1,300 jobs in the prior month. Over the past twelve months, private-sector payrolls in North Dakota increased by 4,000, or 1.15 percent. North Dakota private-sector payroll employment has increased in 7 of the past 12 months.

Nationally, private-sector payroll jobs increased by 170,000 jobs in July, or 0.13 percent. Over the past 12 months, the nation's economy has added 2,392,000 jobs in the private-sector, an increase of 1.92 percent. North Dakota ranks 27th among the 50 states and the District of Columbia for percentage gain in private-sector payroll employment over the past 12 months.

The best performing sectors on a seasonally adjusted basis during July were Leisure & Hospitality (+1,100) and Total Government (+300). The poorest performing sectors during the month were Professional & Business Services (-300) and Mining & Logging (-200).

The best performing sectors during the last twelve months were Mining & Logging (+1,500) and Leisure & Hospitality (+1,000). The poorest performing sectors during the last twelve months were Total Government (-1,500) and Trade, Transportation & Utilities (-1,400).



North Dakota Labor Force Statistics

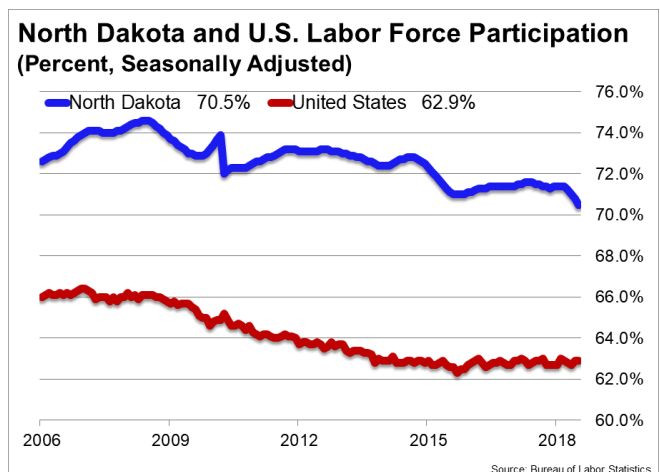
Labor Force Participation

The labor force participation rate in North Dakota declined to 70.5 percent in July from 70.8 percent the prior month. At 70.5 percent, North Dakota has one of the five highest labor force participation rates in the nation. The labor force participation rate in North Dakota is unchanged from a year earlier. The labor force participation rate is the percentage of the civilian noninstitutionalized population age 16 and older who are employed or actively looking for work.

The 10-year high for the labor force participation rate in North Dakota was 74.5 percent in August 2008. The series high for the labor force participation rate in North Dakota occurred in July 2008 when the labor force participation rate hit 74.6 percent. The 10-year low for the labor force participation rate was 70.5 percent in July 2018. The series low for the labor force participation rate occurred in March 1976 when the labor force participation rate hit 62.1 percent. The national labor force participation rate was unchanged at 62.9 percent, but remains near its 38-year low of 62.4 percent.

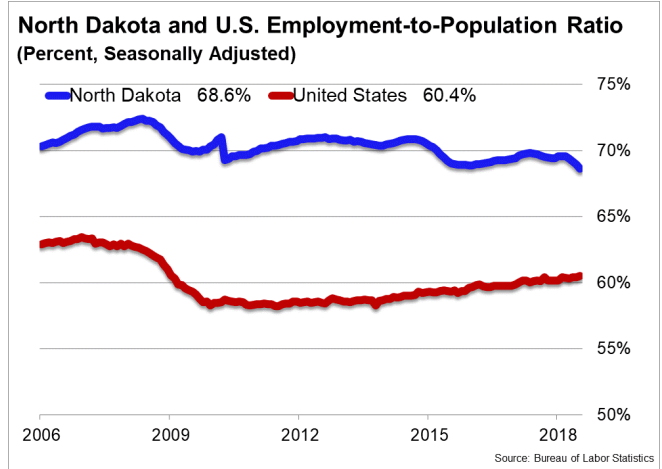
Employment-to-Population Ratio

The employment-to-population ratio, or the percentage of the North Dakota civilian noninstitutionalized population 16 years and older counted as employed, declined to 68.6 percent in July from 68.9 percent the prior month. At 68.6 percent, North Dakota has the highest employment-to-population ratio in the



nation. The employment-to-population ratio in North Dakota is 1.1 percentage points lower than a year earlier.

The 10-year high for the employment-to-population ratio in North Dakota was 72.2 percent in August 2008. The series high for the employment-to-population ratio in North Dakota occurred in May 2008 when the employment-to-population ratio hit 72.4 percent. The 10-year low for the employment-to-population ratio was 68.6 percent in July 2018. The series low for the employment-to-population ratio occurred in April 1976 when the employment-to-population ratio was 60.0 percent.



The national employment-to-population ratio rose by 0.1 percentage point to 60.5 percent in July. That rate was 0.3 percentage point higher than a year earlier. The all-time high for the employment-to-population ratio was 64.7 in April 2000. The 10-year high for the employment-to-population ratio was 63.4 percent in December 2006. The recent low occurred in October 2013 when the employment-to-population ratio dipped to 58.2 percent. The last time the employment-to-population ratio posted a reading lower than 58.2 percent was July 1983.