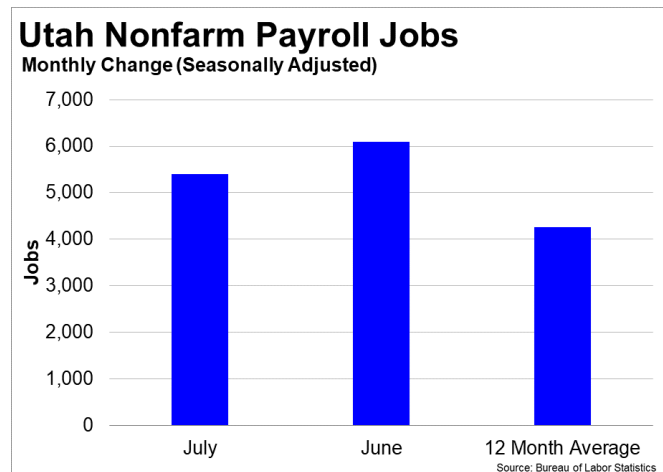
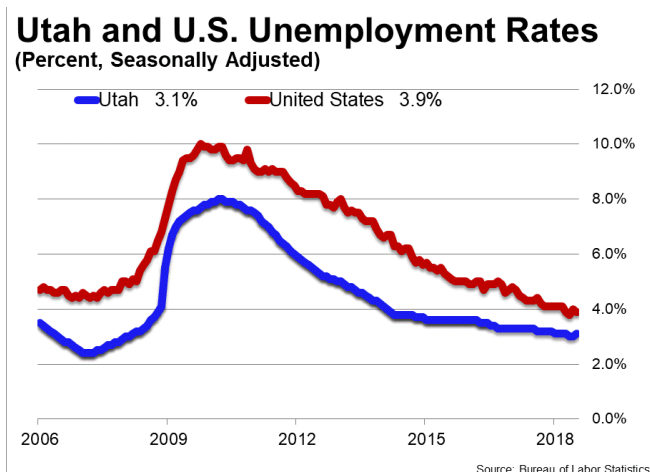




August 17, 2018

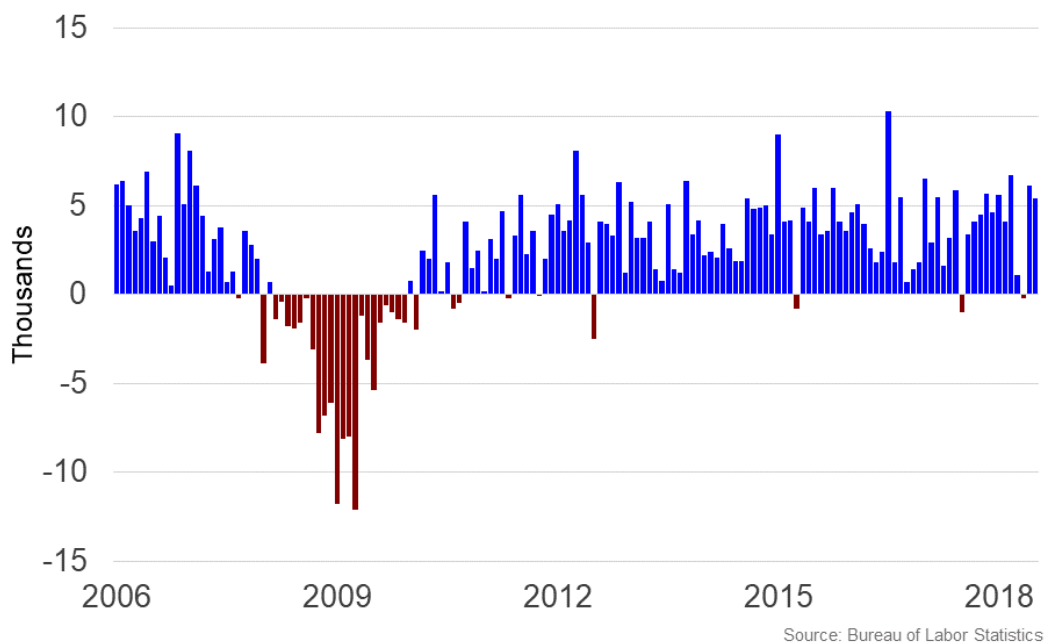
Summary

- **Utah added 5,400 jobs and the unemployment rate increased by 0.1 percentage point to 3.1 percent in July** according to Bureau of Labor Statistics (BLS) data.
- **Over the past twelve months, Utah added 51,100 jobs** and the unemployment rate fell by 0.2 percentage point from 3.3 percent.
- **In July, Utah's private sector added 5,000 jobs** and over the past twelve months it created 45,600 jobs.
- The number of **unemployed Utahns rose by 350 in July**, and over the past year 31,538 Utahns found jobs.
- Utah's **labor force participation rate decreased to 69.2 percent** from 69.3 percent in July. Since last year, the labor force participation rate fell 0.3 percentage point.
- The national unemployment rate **declined by 0.1 percentage point to 3.9 percent in July**. State employment and unemployment data for August is scheduled for release on September 21, 2018. The national employment situation report for August will be released on Friday, September 7, 2018.



Utah Nonfarm Payroll Jobs

Monthly Change (Thousands, Seasonally Adjusted)



Utah Payroll Employment

Utah added 5,400 jobs, or 0.36 percent, on a seasonally adjusted basis during July. In the prior month, Utah added 6,100 jobs. Over the past twelve months, nonfarm payrolls in Utah increased by 51,100, or 3.48 percent. Utah nonfarm payroll employment has increased in 11 of the past 12 months.

Nationally, nonfarm payrolls increased by 157,000 jobs in July, or 0.11 percent. Over the 12-month period ending July 2018, nonfarm payrolls grew by 2,400,000 jobs, or 1.64 percent. Utah ranks 27th among the 50 states and the District of Columbia for percentage gain in nonfarm payroll employment over the past 12 months.

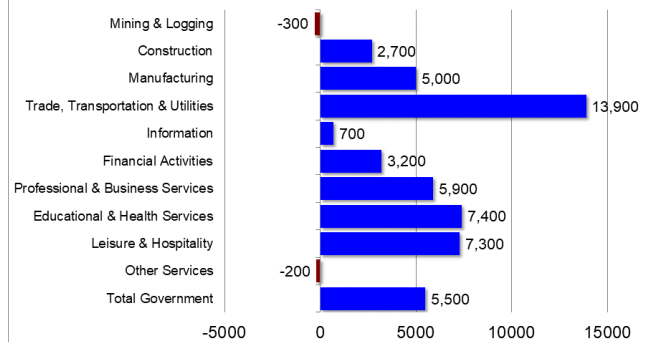
During July, Utah's private-sector added 5,000 jobs, or 0.40 percent. The private-sector in Utah added 5,600 jobs in the prior month. Over the past twelve months, private-sector payrolls in Utah increased by 45,600, or 3.72 percent. Utah private-sector payroll employment has increased in 7 of the past 12 months.

Nationally, private-sector payroll jobs increased by 170,000 jobs in July, or 0.13 percent. Over the past 12 months, the nation's economy has added 2,392,000 jobs in the private-sector, an increase of 1.92 percent. Utah ranks 27th among the 50 states and the District of Columbia for percentage gain in private-sector payroll employment over the past 12 months.

The best performing sectors on a seasonally adjusted basis during July were Trade, Transportation & Utilities (+3,400) and Leisure & Hospitality (+1,900). The poorest performing sectors during the month were Construction (-1,400) and Professional & Business Services (-900).

The best performing sectors during the last twelve months were Trade, Transportation & Utilities (+13,900) and Educational & Health Services (+7,400). The poorest performing sectors during the last twelve months were Mining & Logging (-300) and Other Services (-200).

Change in Utah Payroll Employment by Sector over Past 12 Months



Source: Bureau of Labor Statistics, seasonally adjusted

Utah Labor Force Statistics

Labor Force Participation

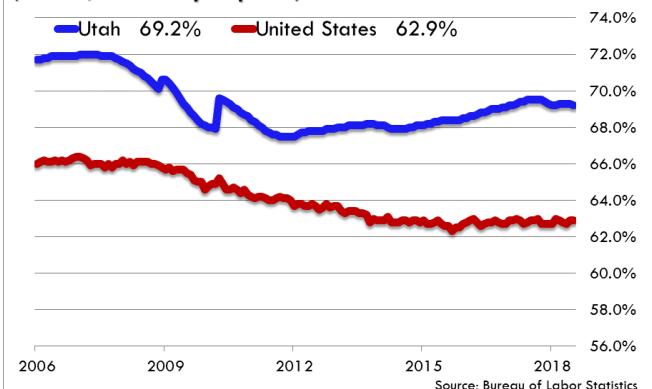
The labor force participation rate in Utah declined to 69.2 percent in July from 69.3 percent the prior month. At 69.2 percent, Utah has one of the five highest labor force participation rates in the nation. The labor force participation rate in Utah is unchanged from a year earlier. The labor force participation rate is the percentage of the civilian noninstitutionalized population age 16 and older who are employed or actively looking for work.

The 10-year high for the labor force participation rate in Utah was 70.7 percent in August 2008. The series high for the labor force participation rate in Utah occurred in August 1994 when the labor force participation rate hit 73.1 percent. The 10-year low for the labor force participation rate was 67.5 percent in January 2012. The series low for the labor force participation rate occurred in December 1977 when the labor force participation rate hit 62.6 percent. The national labor force participation rate was unchanged at 62.9 percent, but remains near its 38-year low of 62.4 percent.

Employment-to-Population Ratio

The employment-to-population ratio, or the percentage of the Utah civilian noninstitutionalized population 16 years and older counted as employed, was unchanged at 67.1 percent in July. At 67.1 percent, Utah has one of the five highest employment-to-population ratios in the nation. The

Utah and U.S. Labor Force Participation (Percent, Seasonally Adjusted)



Source: Bureau of Labor Statistics

employment-to-population ratio in Utah is 0.1 percentage point lower than a year earlier.

The 10-year high for the employment-to-population ratio in Utah was 68.2 percent in August 2008. The series high for the employment-to-population ratio in Utah occurred in June 1994 when the employment-to-population ratio hit 70.4 percent. The 10-year low for the employment-to-population ratio was 62.5 percent in March 2010. The series low for the employment-to-population ratio occurred in May 1976 when the employment-to-population ratio was 59.1 percent.

The national employment-to-population ratio rose by 0.1 percentage point to 60.5 percent in July. That rate was 0.3 percentage point higher than a year earlier. The all-time high for the employment-to-population ratio was 64.7 in April 2000. The 10-year high for the employment-to-population ratio was 63.4 percent in December 2006. The recent low occurred in October 2013 when the employment-to-population ratio dipped to 58.2 percent. The last time the employment-to-population ratio posted a reading lower than 58.2 percent was July 1983.

