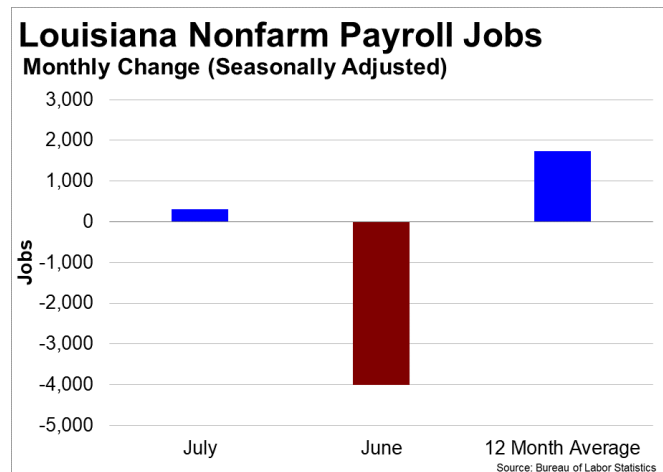
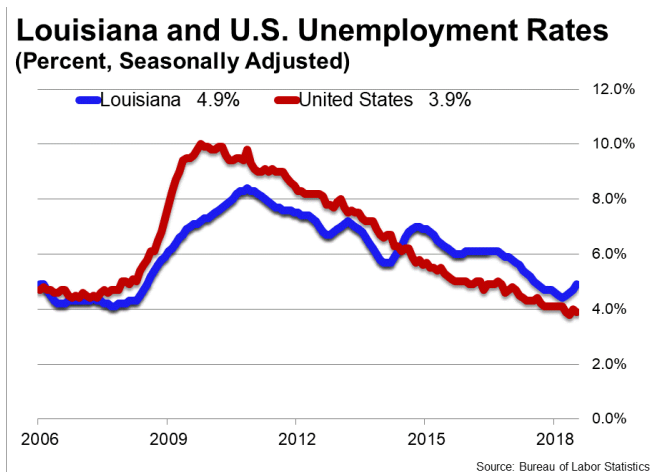




August 17, 2018

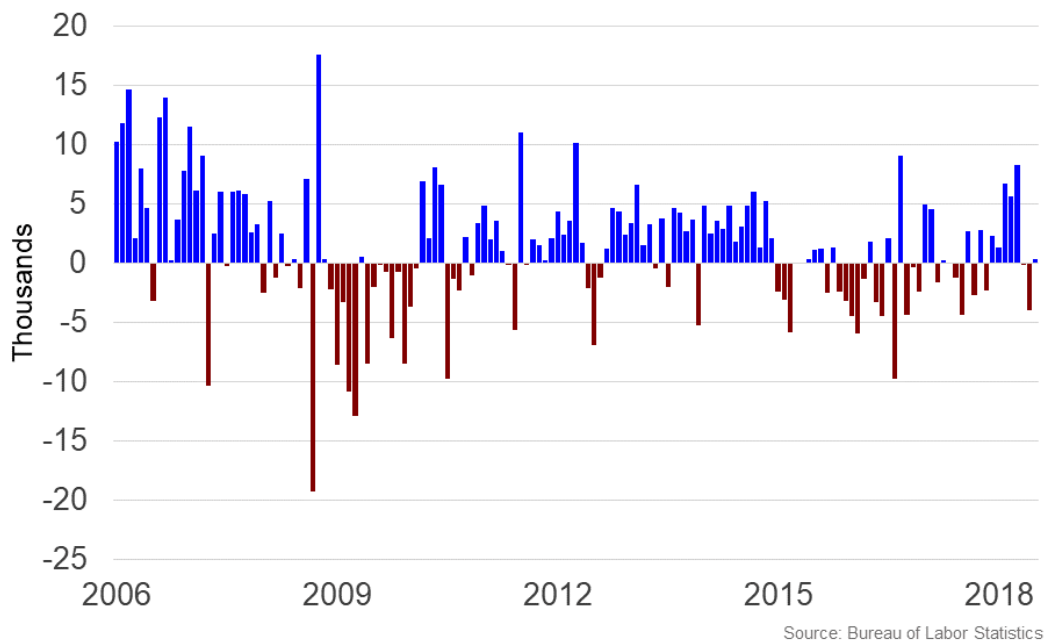
Summary

- **Louisiana added 300 jobs and the unemployment rate increased by 0.2 percentage point to 4.9 percent in July** according to Bureau of Labor Statistics (BLS) data.
- **Over the past twelve months, Louisiana added 20,800 jobs** and the unemployment rate fell by 0.1 percentage point from 5 percent.
- **In July, Louisiana's private sector added 900 jobs** and over the past twelve months it created 23,500 jobs.
- The number of **unemployed Louisianans rose by 3,690 in July**, and over the past year 27,752 Louisianans found jobs.
- Louisiana's **labor force participation rate remains unchanged** from 59.4 percent in July. Since last year, the labor force participation rate rose 0.7 percentage point.
- The national unemployment rate **declined by 0.1 percentage point to 3.9 percent in July**. State employment and unemployment data for August is scheduled for release on September 21, 2018. The national employment situation report for August will be released on Friday, September 7, 2018.



Louisiana Nonfarm Payroll Jobs

Monthly Change (Thousands, Seasonally Adjusted)



Louisiana Payroll Employment

Louisiana added 300 jobs, or 0.02 percent, on a seasonally adjusted basis during July. In the prior month, Louisiana lost 4,000 jobs. Over the past twelve months, nonfarm payrolls in Louisiana increased by 20,800, or 1.06 percent. Louisiana nonfarm payroll employment has increased in 8 of the past 12 months.

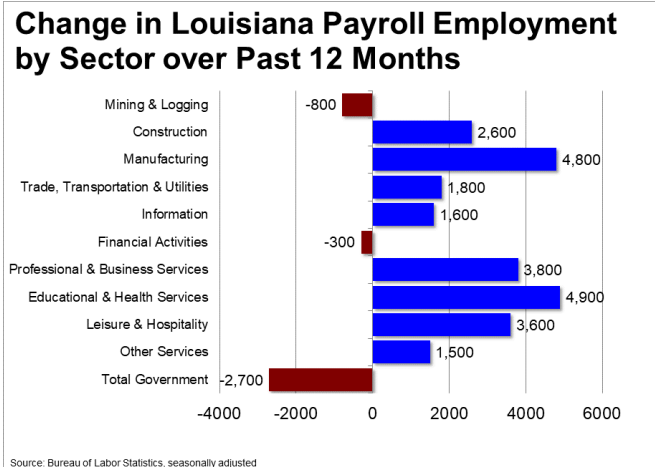
Nationally, nonfarm payrolls increased by 157,000 jobs in July, or 0.11 percent. Over the 12-month period ending July 2018, nonfarm payrolls grew by 2,400,000 jobs, or 1.64 percent. Louisiana ranks 27th among the 50 states and the District of Columbia for percentage gain in nonfarm payroll employment over the past 12 months.

During July, Louisiana's private-sector added 900 jobs, or 0.05 percent. The private-sector in Louisiana lost 3,700 jobs in the prior month. Over the past twelve months, private-sector payrolls in Louisiana increased by 23,500, or 1.43 percent. Louisiana private-sector payroll employment has increased in 9 of the past 12 months.

Nationally, private-sector payroll jobs increased by 170,000 jobs in July, or 0.13 percent. Over the past 12 months, the nation's economy has added 2,392,000 jobs in the private-sector, an increase of 1.92 percent. Louisiana ranks 27th among the 50 states and the District of Columbia for percentage gain in private-sector payroll employment over the past 12 months.

The best performing sectors on a seasonally adjusted basis during July were Trade, Transportation & Utilities (+1,800) and Information (+900). The poorest performing sectors during the month were Professional & Business Services (-700) and Total Government (-600).

The best performing sectors during the last twelve months were Educational & Health Services (+4,900) and Manufacturing (+4,800). The poorest performing sectors during the last twelve months were Total Government (-2,700) and Mining & Logging (-800).



Louisiana Labor Force Statistics

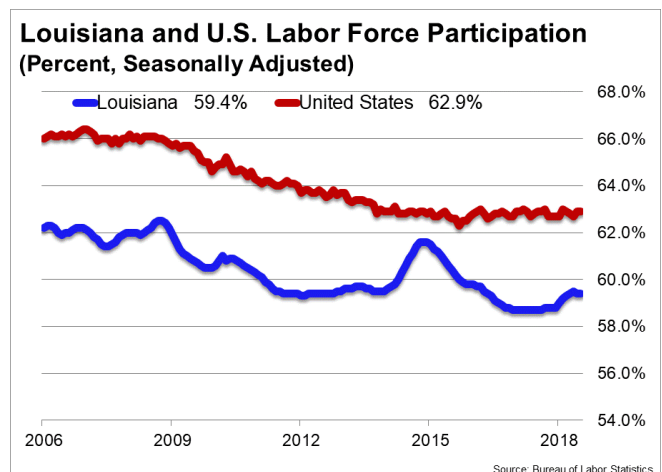
Labor Force Participation

The labor force participation rate in Louisiana was unchanged at 59.4 percent in July. Among the 50 states and the District of Columbia, 42 have a higher labor force participation rate than Louisiana. The labor force participation rate in Louisiana is unchanged from a year earlier. The labor force participation rate is the percentage of the civilian noninstitutionalized population age 16 and older who are employed or actively looking for work.

The 10-year high for the labor force participation rate in Louisiana was 62.5 percent in October 2008. The series high for the labor force participation rate in Louisiana occurred in September 2005 when the labor force participation rate hit 67.9 percent. The 10-year low for the labor force participation rate was 58.7 percent in August 2017. The series low for the labor force participation rate occurred in December 1976 when the labor force participation rate hit 56.3 percent. The national labor force participation rate was unchanged at 62.9 percent, but remains near its 38-year low of 62.4 percent.

Employment-to-Population Ratio

The employment-to-population ratio, or the percentage of the Louisiana civilian noninstitutionalized population 16 years and older counted as employed, declined to 56.5 percent in July from 56.6 percent the prior month. Among the 50 states and the District of Columbia, 44 have higher employment-to-



population ratios than Louisiana. The employment-to-population ratio in Louisiana is 0.8 percentage point higher than a year earlier.

The 10-year high for the employment-to-population ratio in Louisiana was 59.1 percent in September 2008. The series high for the employment-to-population ratio in Louisiana occurred in September 2005 when the employment-to-population ratio hit 60.2 percent. The 10-year low for the employment-to-population ratio was 54.9 percent in February 2012. The series low for the employment-to-population ratio occurred in January 1977 when the employment-to-population ratio was 52.4 percent.

The national employment-to-population ratio rose by 0.1 percentage point to 60.5 percent in July. That rate was 0.3 percentage point higher than a year earlier. The all-time high for the employment-to-population ratio was 64.7 in April 2000. The 10-year high for the employment-to-population ratio was 63.4 percent in December 2006. The recent low occurred in October 2013 when the employment-to-population ratio dipped to 58.2 percent. The last time the employment-to-population ratio posted a reading lower than 58.2 percent was July 1983.

