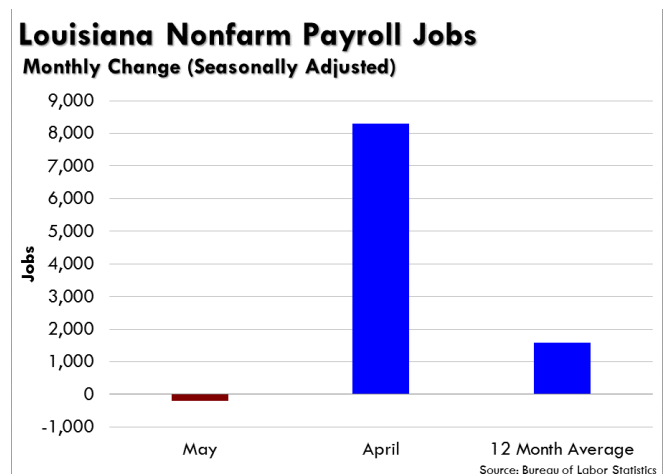
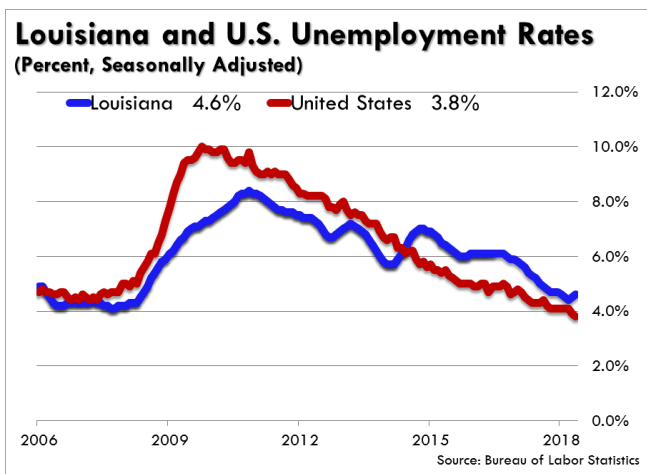


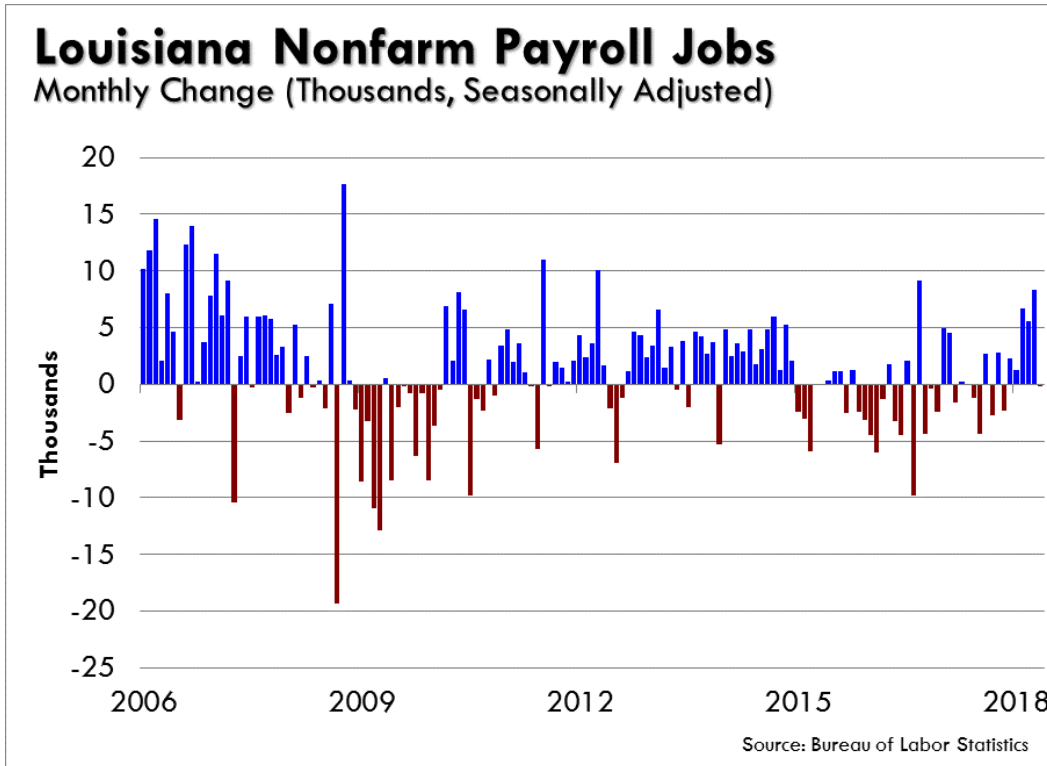


June 15, 2018

Summary

- **Louisiana lost 200 jobs and the unemployment rate increased by 0.1 percentage point to 4.6 percent in May** according to Bureau of Labor Statistics (BLS) data.
- **Over the past twelve months, Louisiana added 18,900 jobs** and the unemployment rate fell by 0.7 percentage point from 5.3 percent.
- **In May, Louisiana's private sector added 500 jobs** and over the past twelve months it created 21,700 jobs.
- The number of **unemployed Louisianans rose by 1,898 in May**, and over the past year 44,453 Louisianans found jobs.
- Louisiana's **labor force participation rate increased to 59.5 percent** from 59.4 percent in May. Since last year, the labor force participation rate rose 0.8 percentage point.
- The national unemployment rate **declined by 0.1 percentage point to 3.8 percent in May**. State employment and unemployment data for June is scheduled for release on July 20, 2018. The national employment situation report for June will be released on Friday, July 6, 2018.





Louisiana Payroll Employment

Louisiana lost 200 jobs, or 0.01 percent, on a seasonally adjusted basis during May. In the prior month, Louisiana added 8,300 jobs. Over the past twelve months, nonfarm payrolls in Louisiana increased by 18,900, or 0.96 percent. Louisiana nonfarm payroll employment has increased in 7 of the past 12 months.

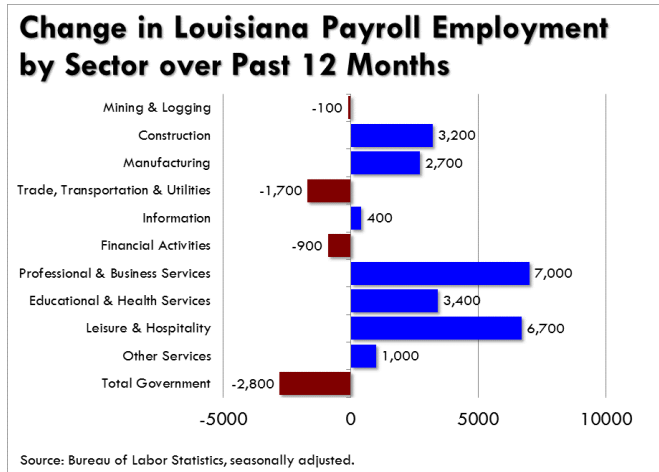
Nationally, nonfarm payrolls increased by 223,000 jobs in May, or 0.15 percent. Over the 12-month period ending May 2018, nonfarm payrolls grew by 2,363,000 jobs, or 1.62 percent. Louisiana ranks 26th among the 50 states and the District of Columbia for percentage gain in nonfarm payroll employment over the past 12 months.

During May, Louisiana's private-sector added 500 jobs, or 0.03 percent. The private-sector in Louisiana added 7,700 jobs in the prior month. Over the past twelve months, private-sector payrolls in Louisiana increased by 21,700, or 1.32 percent. Louisiana private-sector payroll employment has increased in 8 of the past 12 months.

Nationally, private-sector payroll jobs increased by 218,000 jobs in May, or 0.17 percent. Over the past 12 months, the nation's economy has added 2,342,000 jobs in the private-sector, an increase of 1.89 percent. Louisiana ranks 31st among the 50 states and the District of Columbia for percentage gain in private-sector payroll employment over the past 12 months.

The best performing sectors on a seasonally adjusted basis during May were Construction (+2,300) and Trade, Transportation & Utilities (+900). The poorest performing sectors during the month were Educational & Health Services (-2,800) and Total Government (-700).

The best performing sectors during the last twelve months were Professional & Business Services (+7,000) and Leisure & Hospitality (+6,700). The poorest performing sectors during the last twelve months were Total Government (-2,800) and Trade, Transportation & Utilities (-1,700).



Louisiana Labor Force Statistics

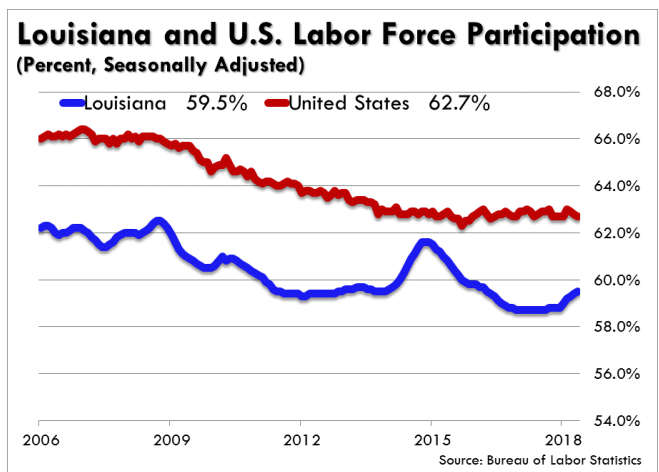
Labor Force Participation

The labor force participation rate in Louisiana rose to 59.5 percent in May from 59.4 percent the prior month. Among the 50 states and the District of Columbia, 42 have a higher labor force participation rate than Louisiana. The labor force participation rate in Louisiana is unchanged from a year earlier. The labor force participation rate is the percentage of the civilian noninstitutionalized population age 16 and older who are employed or actively looking for work.

The 10-year high for the labor force participation rate in Louisiana was 62.5 percent in October 2008. The series high for the labor force participation rate in Louisiana occurred in September 2005 when the labor force participation rate hit 67.9 percent. The 10-year low for the labor force participation rate was 58.7 percent in August 2017. The series low for the labor force participation rate occurred in December 1976 when the labor force participation rate hit 56.3 percent. The national labor force participation rate declined by 0.1 percentage point to 62.7 percent in May 2018, but remains near its 38-year low of 62.4 percent.

Employment-to-Population Ratio

The employment-to-population ratio, or the percentage of the Louisiana civilian noninstitutionalized population 16 years and older counted as employed, declined to 0.0



percent in May from 56.8 percent the prior month. At 0.0 percent, Louisiana has the highest employment-to-population ratio in the nation. The employment-to-population ratio in Louisiana is 55.5 percentage points lower than a year earlier.

The 10-year high for the employment-to-population ratio in Louisiana was 59.2 percent in June 2008. The series high for the employment-to-population ratio in Louisiana occurred in September 2005 when the employment-to-population ratio hit 60.2 percent. The 10-year low for the employment-to-population ratio was 54.9 percent in February 2012. The series low for the employment-to-population ratio occurred in January 1977 when the employment-to-population ratio was 52.4 percent.

The national employment-to-population ratio rose by 0.1 percentage point to 60.4 percent in May. That rate was 0.4 percentage point higher than a year earlier. The all-time high for the employment-to-population ratio was 64.7 in April 2000. The 10-year high for the employment-to-population ratio was 63.4 percent in December 2006. The recent low occurred in October 2013 when the employment-to-population ratio dipped to 58.2 percent. The last time the employment-to-population ratio posted a reading lower than 58.2 percent was July 1983.

