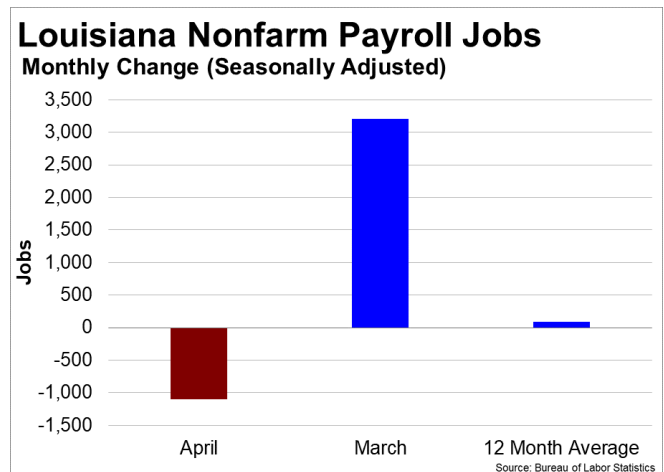
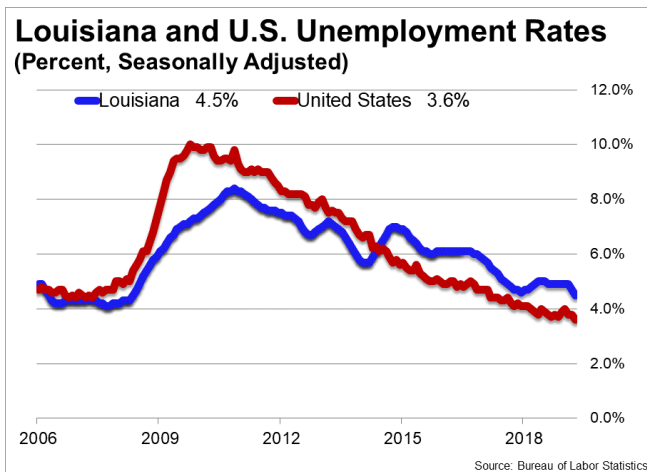




**May 17, 2019**

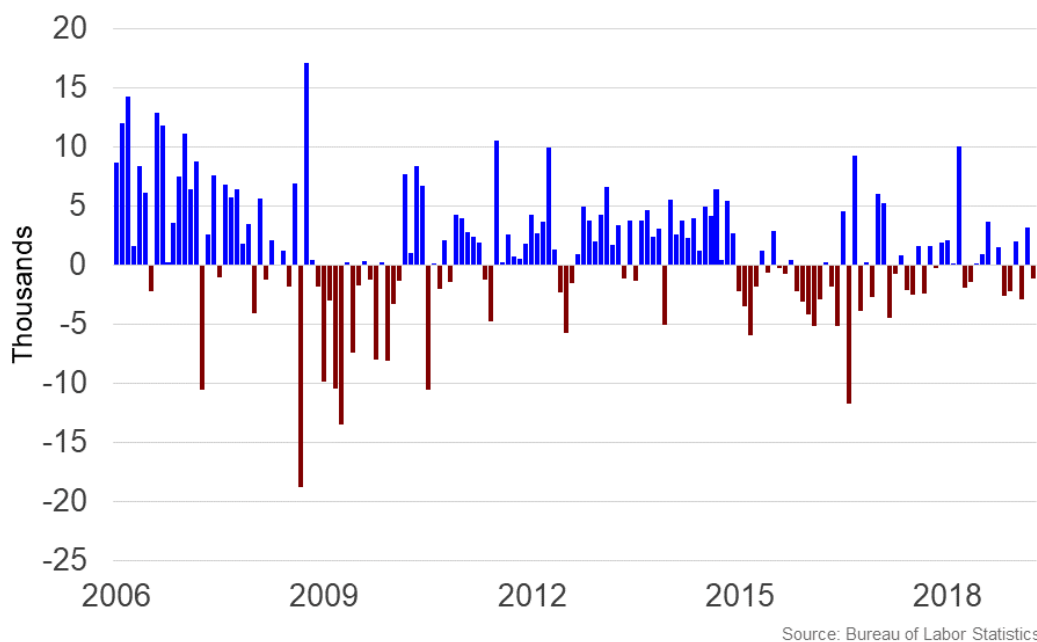
**Summary**

- **Louisiana lost 1,100 jobs and the unemployment rate declined by 0.2 percentage point to 4.5 percent in April** according to Bureau of Labor Statistics (BLS) data.
- **Over the past twelve months, Louisiana added 1,100 jobs** and the unemployment rate fell by 0.4 percentage point from 4.9 percent.
- **In April, Louisiana's private sector lost 500 jobs** and over the past twelve months it created 2,800 jobs.
- The number of **unemployed Louisianans fell by 4,265 in April**, and over the past year 725 Louisianans found jobs.
- Louisiana's **labor force participation rate remains unchanged** from 58.7 percent in April. Since last year, the labor force participation rate fell 0.2 percentage point.
- The national unemployment rate **declined by 0.2 percentage point to 3.6 percent in April**. State employment and unemployment data for May is scheduled for release on June 21, 2019. The national employment situation report for May will be released on Friday, June 7, 2019.



# Louisiana Nonfarm Payroll Jobs

Monthly Change (Thousands, Seasonally Adjusted)



## Louisiana Payroll Employment

Louisiana lost 1,100 jobs, or 0.06 percent, on a seasonally adjusted basis during April. In the prior month, Louisiana added 3,200 jobs. Over the past twelve months, nonfarm payrolls in Louisiana increased by 1,100, or 0.06 percent. Louisiana nonfarm payroll employment has increased in 6 of the past 12 months.

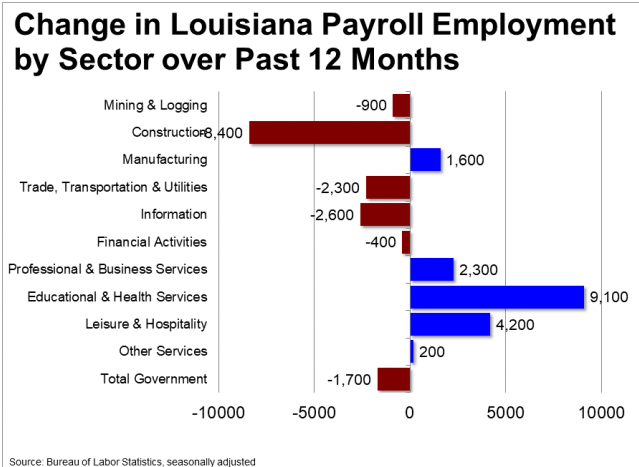
Nationally, nonfarm payrolls increased by 263,000 jobs in April, or 0.17 percent. Over the 12-month period ending April 2019, nonfarm payrolls grew by 2,620,000 jobs, or 1.76 percent. Louisiana ranks 51st among the 50 states and the District of Columbia for percentage gain in nonfarm payroll employment over the past 12 months.

During April, Louisiana's private-sector lost 500 jobs, or 0.03 percent. The private-sector in Louisiana added 3,000 jobs in the prior month. Over the past twelve months, private-sector payrolls in Louisiana increased by 2,800, or 0.17 percent. Louisiana private-sector payroll employment has increased in 7 of the past 12 months.

Nationally, private-sector payroll jobs increased by 236,000 jobs in April, or 0.18 percent. Over the past 12 months, the nation's economy has added 2,494,000 jobs in the private-sector, an increase of 1.98 percent. Louisiana ranks 51st among the 50 states and the District of Columbia for percentage gain in private-sector payroll employment over the past 12 months.

The best performing sectors on a seasonally adjusted basis during April were Professional & Business Services (+3,300) and Educational & Health Services (+1,100). The poorest performing sectors during the month were Trade, Transportation & Utilities (-1,600) and Manufacturing (-900).

The best performing sectors during the last twelve months were Educational & Health Services (+9,100) and Leisure & Hospitality (+4,200). The poorest performing sectors during the last twelve months were Construction (-8,400) and Information (-2,600).



## Louisiana Labor Force Statistics

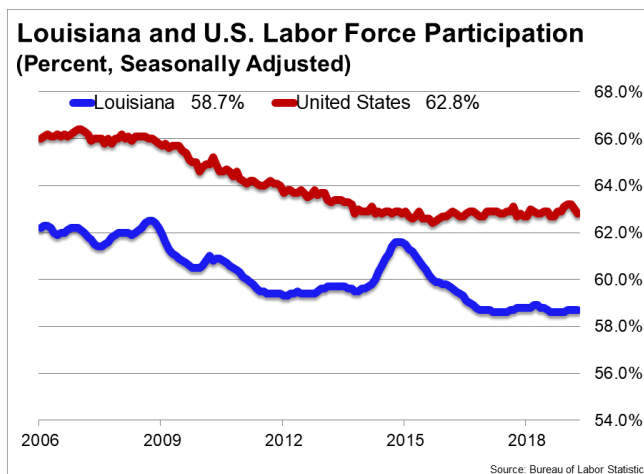
### *Labor Force Participation*

The labor force participation rate in Louisiana was unchanged at 58.7 percent in April. Among the 50 states and the District of Columbia, 44 have a higher labor force participation rate than Louisiana. The labor force participation rate in Louisiana is unchanged from a year earlier. The labor force participation rate is the percentage of the civilian noninstitutionalized population age 16 and older who are employed or actively looking for work.

The 10-year high for the labor force participation rate in Louisiana was 61.6 percent in December 2014. The series high for the labor force participation rate in Louisiana occurred in September 2005 when the labor force participation rate hit 67.9 percent. The 10-year low for the labor force participation rate was 58.6 percent in December 2018. The series low for the labor force participation rate occurred in December 1976 when the labor force participation rate hit 56.3 percent. The national labor force participation rate declined by 0.2 percentage point to 62.8 percent in April 2019, but remains near its 41-year low of 62.4 percent.

### *Employment-to-Population Ratio*

The employment-to-population ratio, or the percentage of the Louisiana civilian noninstitutionalized population 16 years and older counted as employed, was unchanged at 56.0 percent in April. Among the 50 states and the District of Columbia, 45 have higher



employment-to-population ratios than Louisiana. The employment-to-population ratio in Louisiana is unchanged from a year earlier.

The 10-year high for the employment-to-population ratio in Louisiana was 57.3 percent in December 2014. The series high for the employment-to-population ratio in Louisiana occurred in September 2005 when the employment-to-population ratio hit 60.2 percent. The 10-year low for the employment-to-population ratio was 54.9 percent in February 2012. The series low for the employment-to-population ratio occurred in January 1977 when the employment-to-population ratio was 52.4 percent.

The national employment-to-population ratio held steady at 60.6 percent in April. That rate was 0.3 percentage point higher than a year earlier. The all-time high for the employment-to-population ratio was 64.7 in April 2000. The 10-year high for the employment-to-population ratio was 63.4 percent in December 2006. The recent low occurred in October 2013 when the employment-to-population ratio dipped to 58.2 percent. The last time the employment-to-population ratio posted a reading lower than 58.2 percent was July 1983.

