



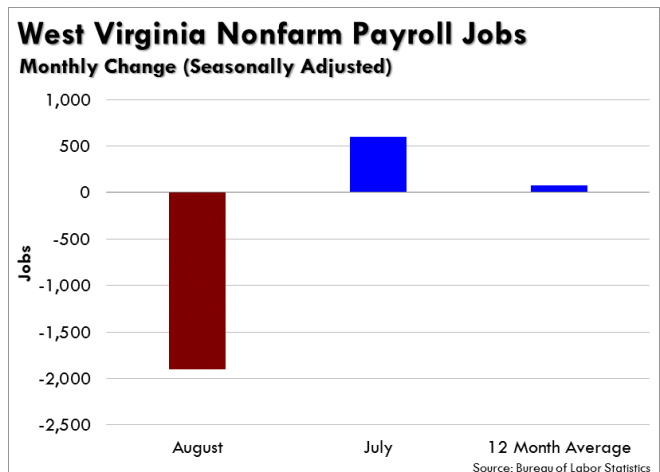
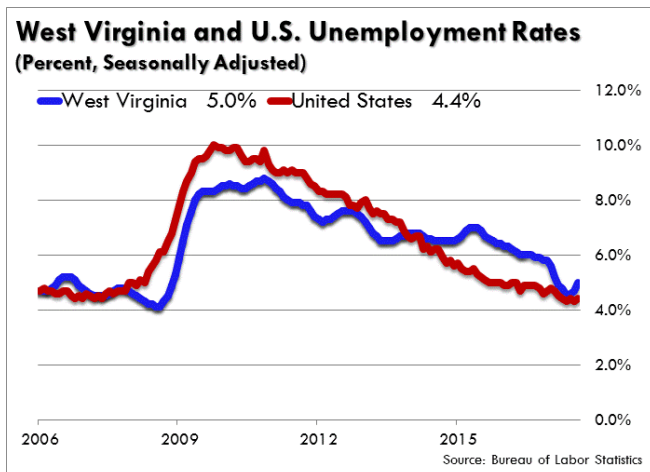
West Virginia Employment Report Joint Economic Committee

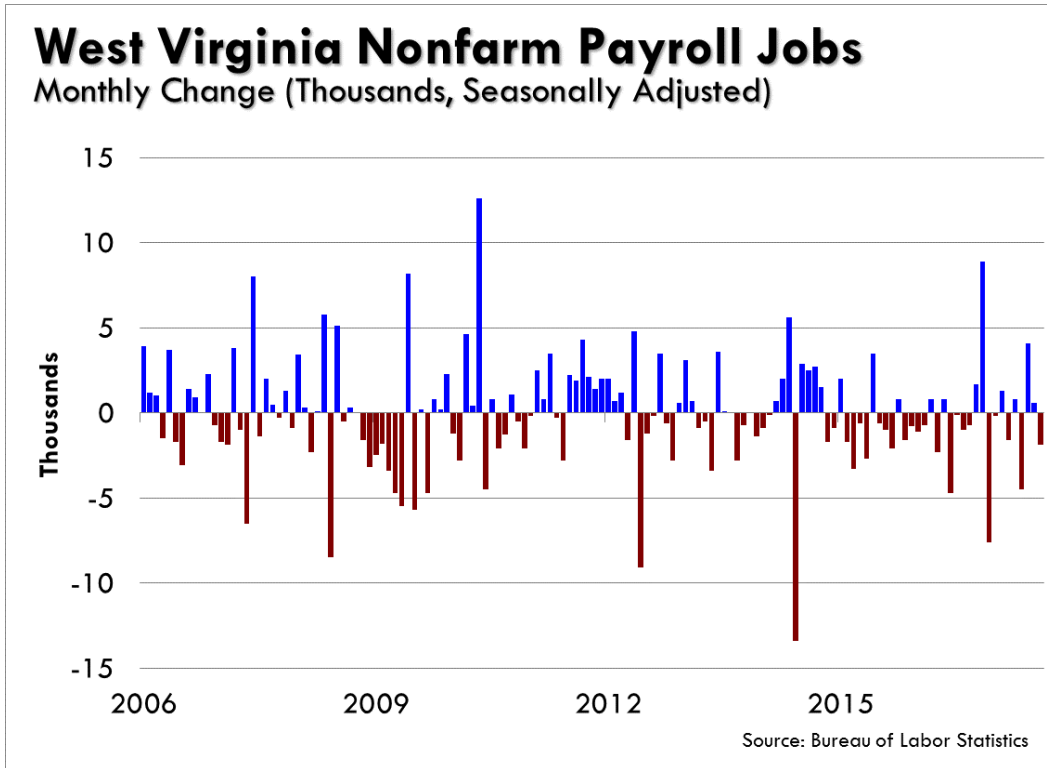
Representative Pat Tiberi, Chairman

September 15, 2017

Summary

- **West Virginia lost 1,900 jobs and the unemployment rate increased by 0.3 percentage point to 5 percent in August** according to Bureau of Labor Statistics (BLS) data.
- **Over the past twelve months, West Virginia added 900 jobs** and the unemployment rate fell by 1 percentage point from 6 percent.
- **In August, West Virginia's private sector lost 2,500 jobs** and over the past twelve months it created 2,500 jobs.
- The number of **unemployed West Virginians rose by 2,343 in August**, and over the past year 3,262 West Virginians found jobs.
- West Virginia's **labor force participation rate remains unchanged** from 53 percent in August. Since last year, the labor force participation rate fell 0.2 percentage point.
- The national unemployment rate **rose by 0.1 percentage point to 4.4 percent in August**. State employment and unemployment data for September is scheduled for release on October 20, 2017. The national employment situation report for September will be released on Friday, October 6, 2017.





West Virginia Payroll Employment

West Virginia lost 1,900 jobs, or 0.25 percent, on a seasonally adjusted basis during August. In the prior month, West Virginia added 600 jobs. Over the past twelve months, nonfarm payrolls in West Virginia increased by 900, or 0.12 percent. West Virginia nonfarm payroll employment has increased in 6 of the past 12 months.

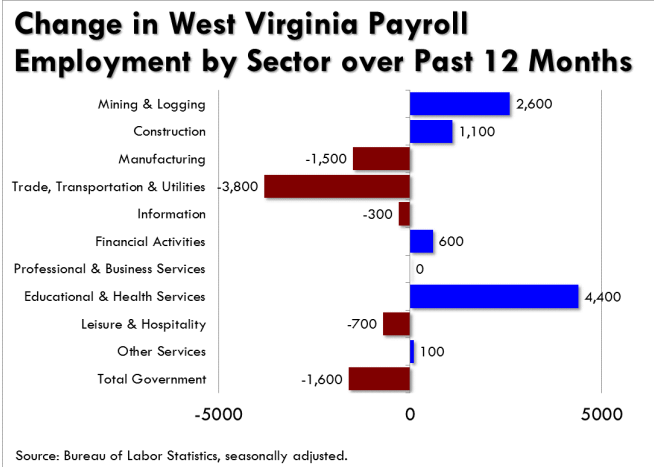
Nationally, nonfarm payrolls increased by 156,000 jobs in August, or 0.11 percent. Over the 12-month period ending August 2017, nonfarm payrolls grew by 2,097,000 jobs, or 1.45 percent. West Virginia ranks 35th among the 50 states and the District of Columbia for percentage gain in nonfarm payroll employment over the past 12 months.

During August, West Virginia's private-sector lost 2,500 jobs, or 0.42 percent. The private-sector in West Virginia added 1,200 jobs in the prior month. Over the past twelve months, private-sector payrolls in West Virginia increased by 2,500, or 0.42 percent. West Virginia private-sector payroll employment has increased in 7 of the past 12 months.

Nationally, private-sector payroll jobs increased by 165,000 jobs in August, or 0.13 percent. Over the past 12 months, the nation's economy has added 2,089,000 jobs in the private-sector, an increase of 1.71 percent. West Virginia ranks 36th among the 50 states and the District of Columbia for percentage gain in private-sector payroll employment over the past 12 months.

The best performing sectors on a seasonally adjusted basis during August were Total Government (+600) and Educational & Health Services (+400). The poorest performing sectors during the month were Trade, Transportation & Utilities (-900) and Professional & Business Services (-900).

The best performing sectors during the last twelve months were Educational & Health Services (+4,400) and Mining & Logging (+2,600). The poorest performing sectors during the last twelve months were Trade, Transportation & Utilities (-3,800) and Total Government (-1,600).



West Virginia Labor Force Statistics

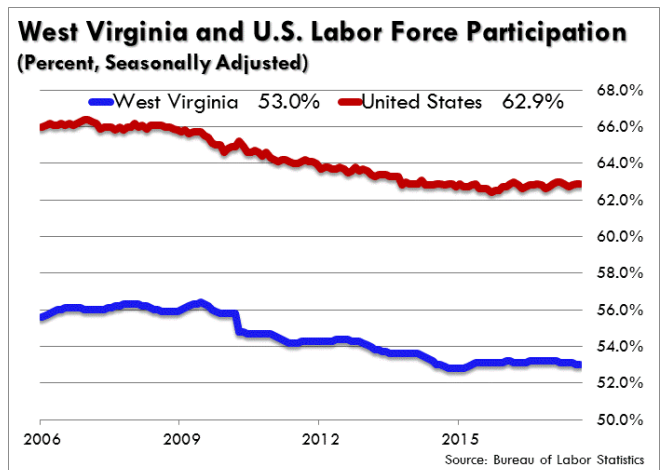
Labor Force Participation

The labor force participation rate in West Virginia was unchanged at 53.0 percent in August. At 53.0 percent, West Virginia has the lowest labor force participation rate in the nation. The labor force participation rate in West Virginia is unchanged from a year earlier. The labor force participation rate is the percentage of the civilian noninstitutionalized population age 16 and older who are employed or actively looking for work.

The 10-year high for the labor force participation rate in West Virginia was 56.4 percent in June 2009. The series high for the labor force participation rate in West Virginia occurred in March 2001 when the labor force participation rate hit 57.0 percent. The 10-year low for the labor force participation rate was 52.8 percent in February 2015. The series low for the labor force participation rate occurred in October 1976 when the labor force participation rate hit 50.3 percent. The national labor force participation rate was unchanged at 62.9 percent, but remains near its 38-year low of 62.4 percent.

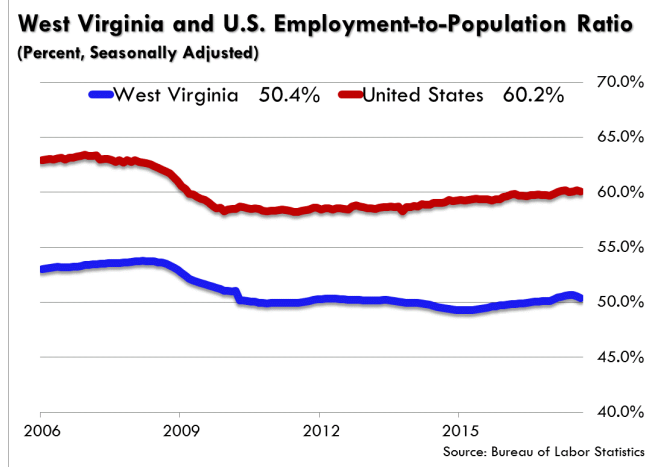
Employment-to-Population Ratio

The employment-to-population ratio, or the percentage of the West Virginia civilian noninstitutionalized population 16 years and older counted as employed, declined to 50.4 percent in August from 50.5 percent the prior month. At 50.4 percent, West Virginia has the lowest employment-to-population ratio in the



nation. The employment-to-population ratio in West Virginia is 0.4 percentage point higher than a year earlier.

The 10-year high for the employment-to-population ratio in West Virginia was 53.8 percent in March 2008. The series high for the employment-to-population ratio in West Virginia occurred in April 2001 when the employment-to-population ratio hit 54.1 percent. The 10-year low for the employment-to-population ratio was 49.3 percent in May 2015. The series low for the employment-to-population ratio occurred in March 1983 when the employment-to-population ratio was 42.2 percent.



The national employment-to-population ratio declined by 0.1 percentage point to 60.1 percent in August. That rate was 0.4 percentage point higher than a year earlier. The all-time high for the employment-to-population ratio was 64.7 in April 2000. The 10-year high for the employment-to-population ratio was 63.4 percent in December 2006. The recent low occurred in October 2013 when the employment-to-population ratio dipped to 58.2 percent. The last time the employment-to-population ratio posted a reading lower than 58.2 percent was July 1983.