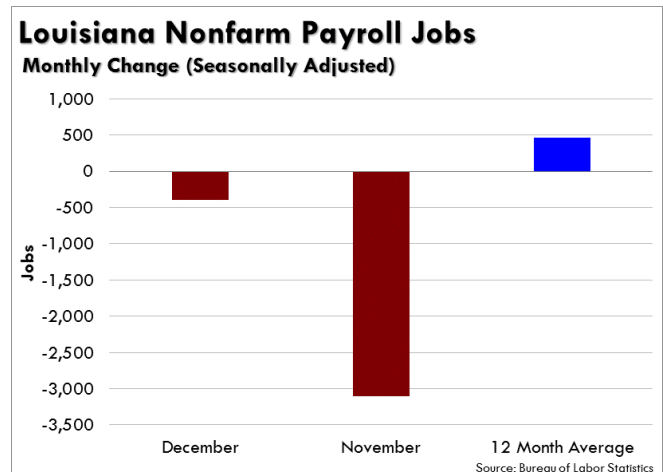
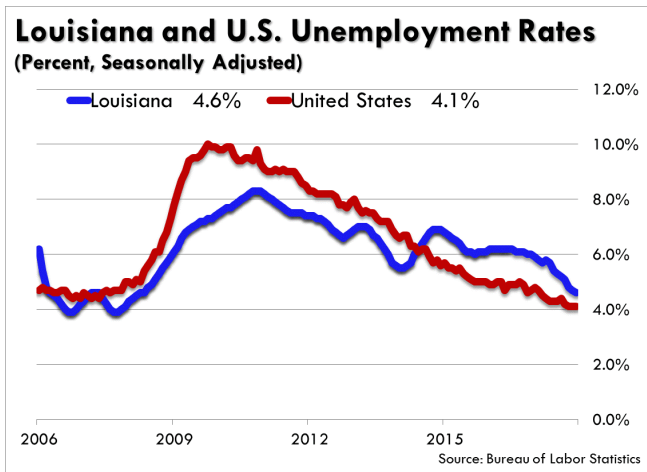


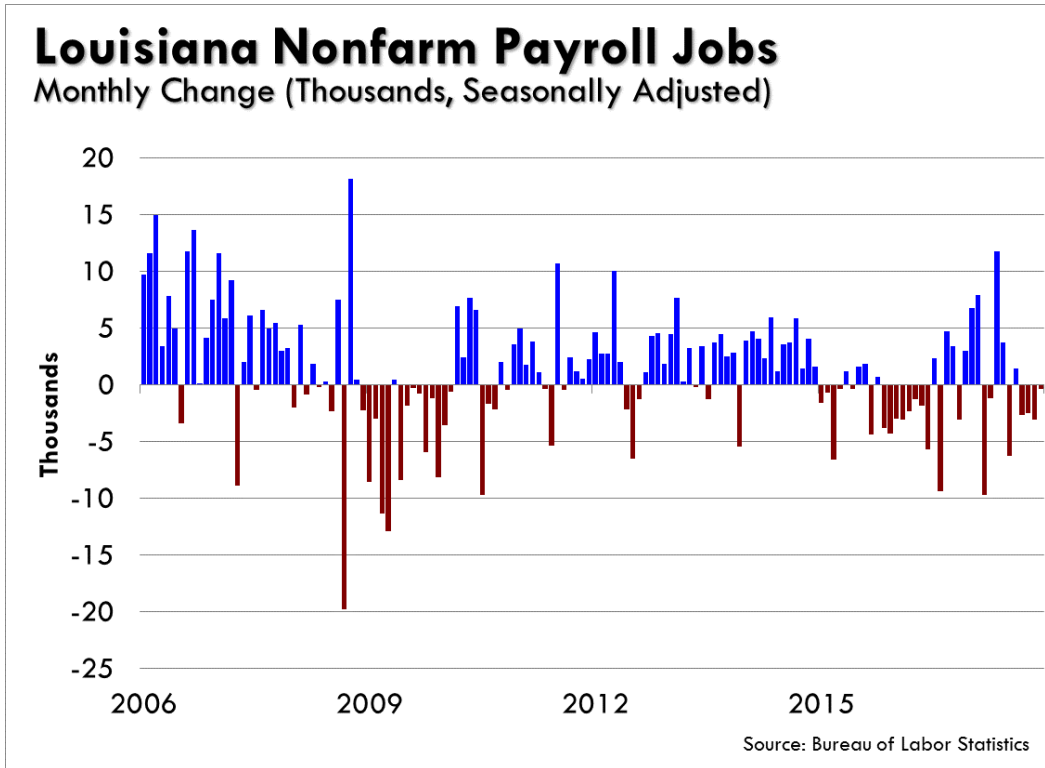


January 24, 2018

Summary

- **Louisiana lost 400 jobs and the unemployment rate declined by 0.1 percentage point to 4.6 percent in December** according to Bureau of Labor Statistics (BLS) data.
- **Over the past twelve months, Louisiana added 5,500 jobs** and the unemployment rate fell by 1.4 percentage points from 6 percent.
- **In December, Louisiana's private sector added 800 jobs** and over the past twelve months it created 10,500 jobs.
- The number of **unemployed Louisianans fell by 821 in December**, and over the past year 45,088 Louisianans found jobs.
- Louisiana's **labor force participation rate increased to 58.7 percent** from 58.2 percent in December. Since last year, the labor force participation rate rose 0.3 percentage point.
- The national unemployment rate **was unchanged at 4.1 percent in December**. State employment and unemployment data for January is scheduled for release on March 12, 2018. The national employment situation report for January will be released on Friday, February 2, 2018.





Louisiana Payroll Employment

Louisiana lost 400 jobs, or 0.02 percent, on a seasonally adjusted basis during December. In the prior month, Louisiana lost 3,100 jobs. Over the past twelve months, nonfarm payrolls in Louisiana increased by 5,500, or 0.28 percent. Louisiana nonfarm payroll employment has increased in 5 of the past 12 months.

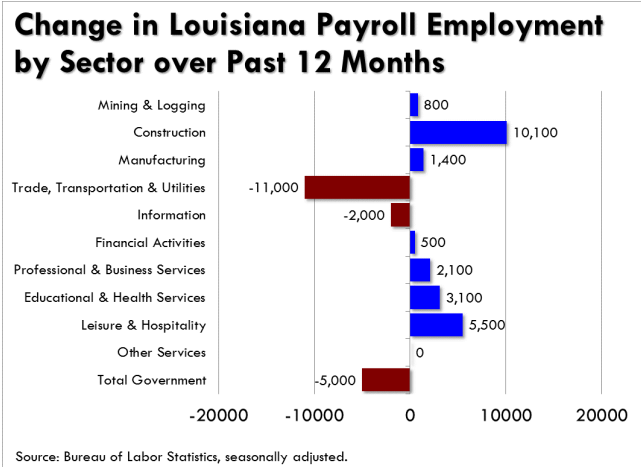
Nationally, nonfarm payrolls increased by 148,000 jobs in December, or 0.1 percent. Over the 12-month period ending December 2017, nonfarm payrolls grew by 2,055,000 jobs, or 1.41 percent. Louisiana ranks 41st among the 50 states and the District of Columbia for percentage gain in nonfarm payroll employment over the past 12 months.

During December, Louisiana's private-sector added 800 jobs, or 0.05 percent. The private-sector in Louisiana lost 2,500 jobs in the prior month. Over the past twelve months, private-sector payrolls in Louisiana increased by 10,500, or 0.64 percent. Louisiana private-sector payroll employment has increased in 6 of the past 12 months.

Nationally, private-sector payroll jobs increased by 146,000 jobs in December, or 0.12 percent. Over the past 12 months, the nation's economy has added 2,013,000 jobs in the private-sector, an increase of 1.64 percent. Louisiana ranks 40th among the 50 states and the District of Columbia for percentage gain in private-sector payroll employment over the past 12 months.

The best performing sectors on a seasonally adjusted basis during December were Construction (+1,300) and Manufacturing (+1,100). The poorest performing sectors during the month were Professional & Business Services (-1,300), Trade, Transportation & Utilities (-1,200), and Total Government (-1,200).

The best performing sectors during the last twelve months were Construction (+10,100) and Leisure & Hospitality (+5,500). The poorest performing sectors during the last twelve months were Trade, Transportation & Utilities (-11,000) and Total Government (-5,000).



Louisiana Labor Force Statistics

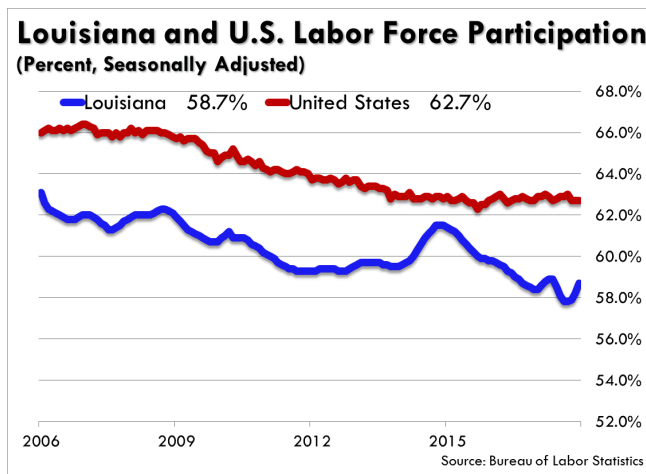
Labor Force Participation

The labor force participation rate in Louisiana rose to 58.7 percent in December from 58.2 percent the prior month. Among the 50 states and the District of Columbia, 44 have a higher labor force participation rate than Louisiana. The labor force participation rate in Louisiana is unchanged from a year earlier. The labor force participation rate is the percentage of the civilian noninstitutionalized population age 16 and older who are employed or actively looking for work.

The 10-year high for the labor force participation rate in Louisiana was 62.3 percent in October 2008. The series high for the labor force participation rate in Louisiana occurred in September 2005 when the labor force participation rate hit 66.5 percent. The 10-year low for the labor force participation rate was 57.8 percent in September 2017. The series low for the labor force participation rate occurred in December 1976 when the labor force participation rate hit 56.3 percent. The national labor force participation rate was unchanged at 62.7 percent, but remains near its 38-year low of 62.4 percent.

Employment-to-Population Ratio

The employment-to-population ratio, or the percentage of the Louisiana civilian noninstitutionalized population 16 years and older counted as employed, rose to 56.0 percent in December from 55.4 percent the



prior month. At 56.0 percent, Louisiana has one of the five lowest employment-to-population ratios in the nation. The employment-to-population ratio in Louisiana is 1.1 percentage points higher than a year earlier.

The 10-year high for the employment-to-population ratio in Louisiana was 59.3 percent in January 2008. The series high for the employment-to-population ratio in Louisiana occurred in September 2005 when the employment-to-population ratio hit 60.3 percent. The 10-year low for the employment-to-population ratio was 54.8 percent in August 2017. The series low for the employment-to-population ratio occurred in March 1977 when the employment-to-population ratio was 52.4 percent.

The national employment-to-population ratio held steady at 60.1 percent in December. That rate was 0.3 percentage point higher than a year earlier. The all-time high for the employment-to-population ratio was 64.7 in April 2000. The 10-year high for the employment-to-population ratio was 63.4 percent in December 2006. The recent low occurred in October 2013 when the employment-to-population ratio dipped to 58.2 percent. The last time the employment-to-population ratio posted a reading lower than 58.2 percent was July 1983.

