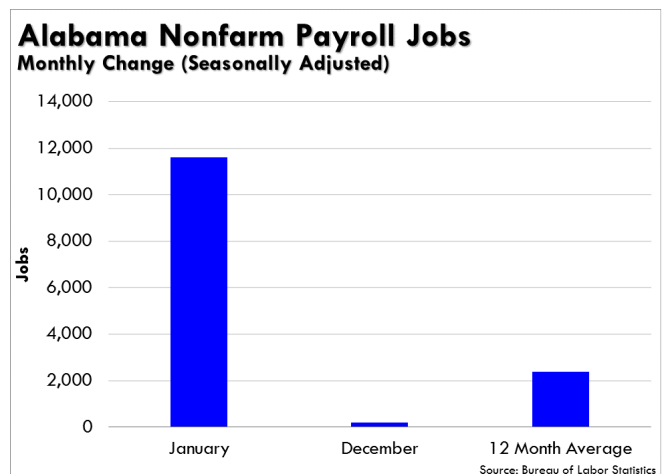
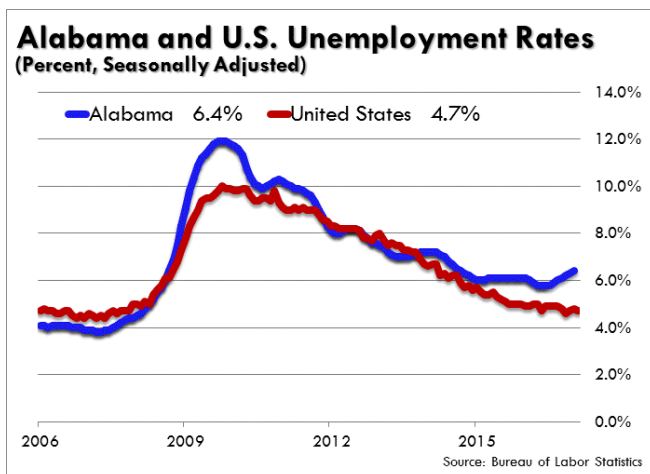


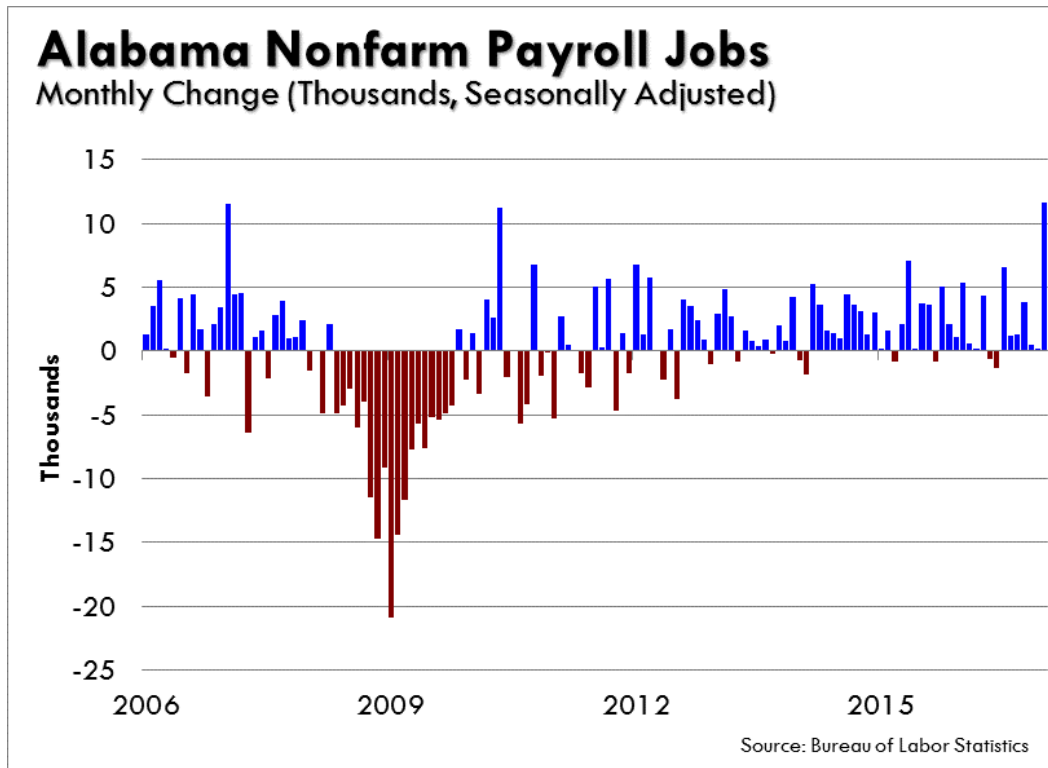


March 14, 2017

Summary

- **Alabama added 11,600 jobs and the unemployment rate increased by 0.1 percentage point to 6.4 percent in January** according to Bureau of Labor Statistics (BLS) data.
- **Over the past twelve months, Alabama added 28,400 jobs** and the unemployment rate rose by 0.3 percentage point from 6.1 percent.
- **In January, Alabama's private sector added 12,100 jobs** and over the past twelve months it created 26,400 jobs.
- The number of **unemployed Alabamans rose by 3,393 in January**, and over the past year 19,706 Alabamans found jobs.
- Alabama's **labor force participation rate increased to 57.4 percent** from 57.1 percent in January. Since last year, the labor force participation rate fell 0.4 percentage point.
- The national unemployment rate **declined by 0.1 percentage point to 4.7 percent in February**. State employment and unemployment data for February is scheduled for release on March 24, 2017. The national employment situation report for March will be released on Friday, April 7, 2017.





Alabama Payroll Employment

Alabama added 11,600 jobs, or 0.58 percent, on a seasonally adjusted basis during January. In the prior month, Alabama added 200 jobs. Over the past twelve months, nonfarm payrolls in Alabama increased by 28,400, or 1.44 percent. Alabama nonfarm payroll employment has increased in 10 of the past 12 months.

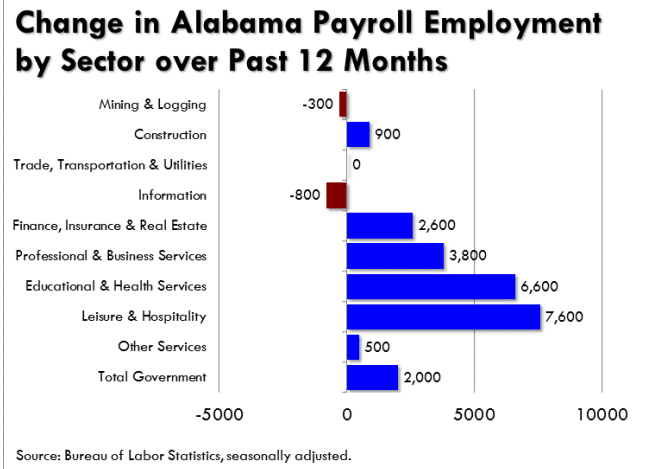
Nationally, nonfarm payrolls increased by 235,000 jobs in February, or 0.16 percent. Over the 12-month period ending February 2017, nonfarm payrolls grew by 2,350,000 jobs, or 1.64 percent. Alabama ranks 40th among the 50 states and the District of Columbia for percentage gain in nonfarm payroll employment over the past 12 months.

During January, Alabama's private-sector added 12,100 jobs, or 0.75 percent. The private-sector in Alabama added 800 jobs in the prior month. Over the past twelve months, private-sector payrolls in Alabama increased by 26,400, or 1.66 percent. Alabama private-sector payroll employment has increased in 9 of the past 12 months.

Nationally, private-sector payroll jobs increased by 227,000 jobs in February, or 0.18 percent. Over the past 12 months, the nation's economy has added 2,156,000 jobs in the private-sector, an increase of 1.78 percent. Alabama ranks 40th among the 50 states and the District of Columbia for percentage gain in private-sector payroll employment over the past 12 months.

The best performing sectors on a seasonally adjusted basis during January were Construction (+3,600) and Leisure & Hospitality (+3,400). The poorest performing sectors during the month were Total Government (-500) and Information (-300).

The best performing sectors during the last twelve months were Leisure & Hospitality (+7,600) and Educational & Health Services (+6,600). The poorest performing sectors during the last twelve months were Information (-800) and Mining & Logging (-300).



Alabama Labor Force Statistics

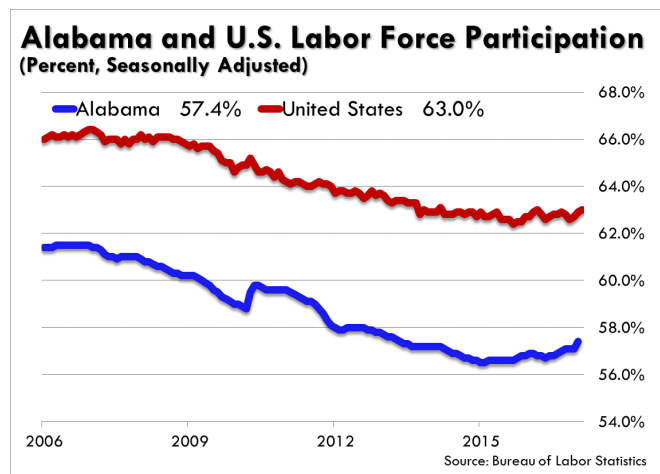
Labor Force Participation

The labor force participation rate in Alabama rose to 57.4 percent in January from 57.1 percent the prior month. At 57.4 percent, Alabama has one of the five lowest labor force participation rates in the nation. The labor force participation rate in Alabama is unchanged from a year earlier. The labor force participation rate is the percentage of the civilian noninstitutionalized population age 16 and older who are employed or actively looking for work.

The 10-year high for the labor force participation rate in Alabama was 61.4 percent in February 2007. The series high for the labor force participation rate in Alabama occurred in September 1997 when the labor force participation rate hit 64.6 percent. The 10-year low for the labor force participation rate was 56.5 percent in February 2015. This also represents the series low for the labor force participation rate in Alabama. The national labor force participation rate rose by 0.1 percentage point to 63.0 percent in February, but remains near its 38-year low of 62.4 percent.

Employment-to-Population Ratio

The employment-to-population ratio, or the percentage of the Alabama civilian noninstitutionalized population 16 years and older counted as employed, rose to 53.7 percent in January from 53.5 percent the prior month. At 53.7 percent, Alabama has one of the five lowest employment-to-population ratios in the nation. The employment-to-population



ratio in Alabama is 0.3 percentage point higher than a year earlier.

The 10-year high for the employment-to-population ratio in Alabama was 59.0 percent in February 2007. The series high for the employment-to-population ratio in Alabama occurred in April 1998 when the employment-to-population ratio hit 61.4 percent. The 10-year low for the employment-to-population ratio was 52.0 percent in December 2009. The series low for the employment-to-population ratio occurred in March 1983 when the employment-to-population ratio was 50.7 percent.

The national employment-to-population ratio rose by 0.1 percentage point to 60.0 percent in February. That rate was 0.2 percentage point higher than a year earlier. The all-time high for the employment-to-population ratio was 64.7 in April 2000. The 10-year high for the employment-to-population ratio was 63.4 percent in December 2006. The recent low occurred in October 2013 when the employment-to-population ratio dipped to 58.2 percent. The last time the employment-to-population ratio posted a reading lower than 58.2 percent was July 1983.

