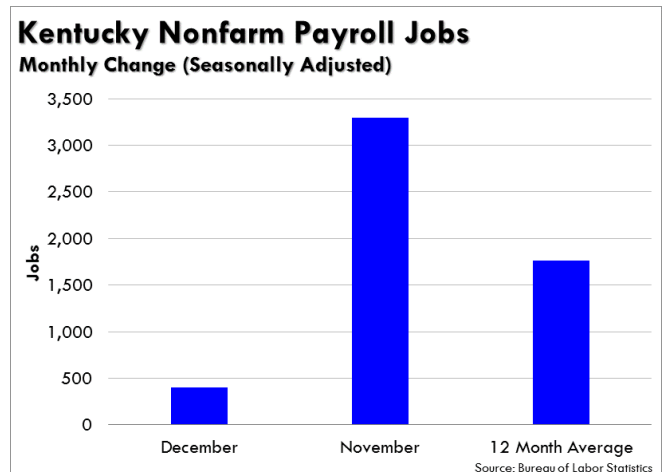
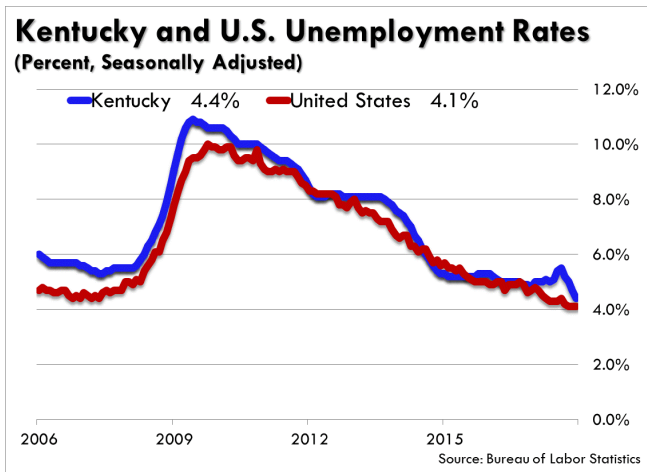


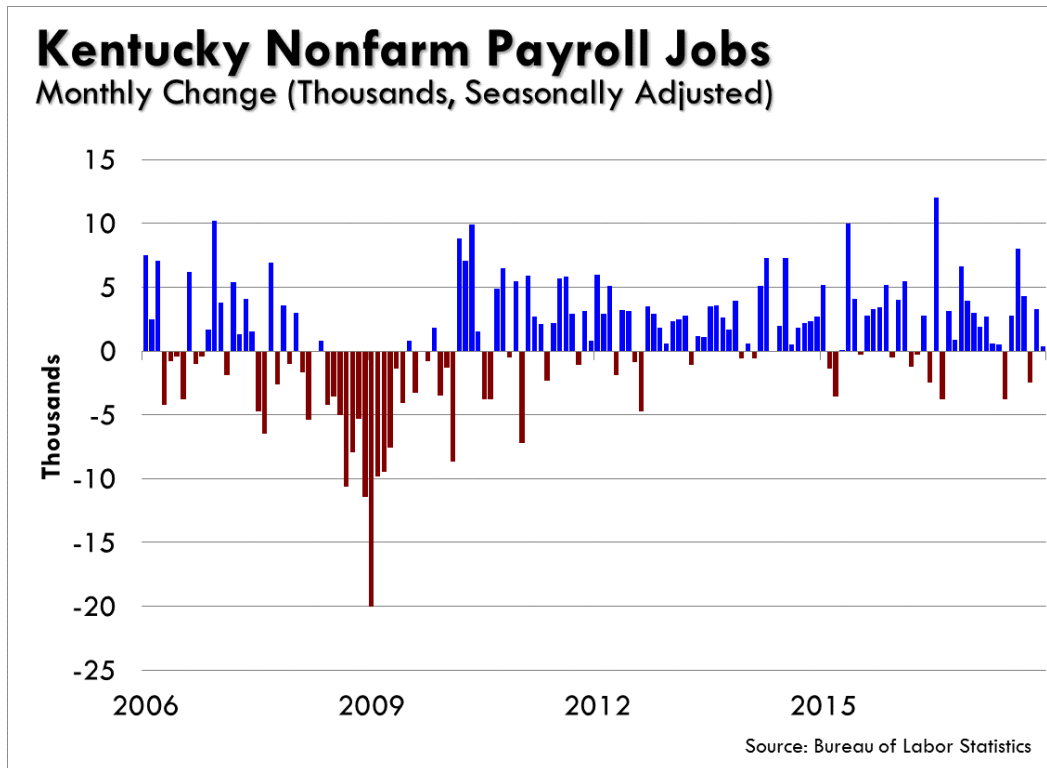


January 24, 2018

## Summary

- **Kentucky added 400 jobs and the unemployment rate declined by 0.3 percentage point to 4.4 percent in December** according to Bureau of Labor Statistics (BLS) data.
- **Over the past twelve months, Kentucky added 21,200 jobs** and the unemployment rate fell by 0.4 percentage point from 4.8 percent.
- **In December, Kentucky's private sector added 300 jobs** and over the past twelve months it created 23,200 jobs.
- The number of **unemployed Kentuckians fell by 6,652 in December**, and over the past year 61,659 Kentuckians found jobs.
- Kentucky's **labor force participation rate remains unchanged** from 59.2 percent in December. Since last year, the labor force participation rate rose 1.3 percentage point.
- The national unemployment rate **was unchanged at 4.1 percent in December**. State employment and unemployment data for January is scheduled for release on March 12, 2018. The national employment situation report for January will be released on Friday, February 2, 2018.





## Kentucky Payroll Employment

Kentucky added 400 jobs, or 0.02 percent, on a seasonally adjusted basis during December. In the prior month, Kentucky added 3,300 jobs. Over the past twelve months, nonfarm payrolls in Kentucky increased by 21,200, or 1.10 percent. Kentucky nonfarm payroll employment has increased in 10 of the past 12 months.

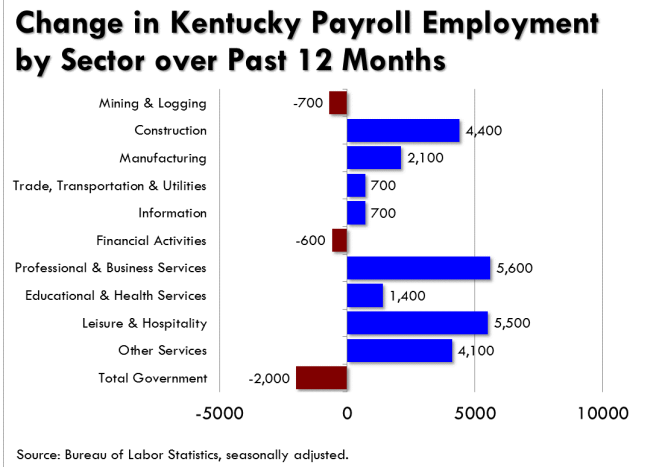
Nationally, nonfarm payrolls increased by 148,000 jobs in December, or 0.1 percent. Over the 12-month period ending December 2017, nonfarm payrolls grew by 2,055,000 jobs, or 1.41 percent. Kentucky ranks 41st among the 50 states and the District of Columbia for percentage gain in nonfarm payroll employment over the past 12 months.

During December, Kentucky's private-sector added 300 jobs, or 0.02 percent. The private-sector in Kentucky added 3,800 jobs in the prior month. Over the past twelve months, private-sector payrolls in Kentucky increased by 23,200, or 1.44 percent. Kentucky private-sector payroll employment has increased in 10 of the past 12 months.

Nationally, private-sector payroll jobs increased by 146,000 jobs in December, or 0.12 percent. Over the past 12 months, the nation's economy has added 2,013,000 jobs in the private-sector, an increase of 1.64 percent. Kentucky ranks 40th among the 50 states and the District of Columbia for percentage gain in private-sector payroll employment over the past 12 months.

The best performing sectors on a seasonally adjusted basis during December were Professional & Business Services (+1,000) and Leisure & Hospitality (+800). The poorest performing sectors during the month were Trade, Transportation & Utilities (-1,700) and Construction (-400).

The best performing sectors during the last twelve months were Professional & Business Services (+5,600) and Leisure & Hospitality (+5,500). The poorest performing sectors during the last twelve months were Total Government (-2,000) and Mining & Logging (-700).



## Kentucky Labor Force Statistics

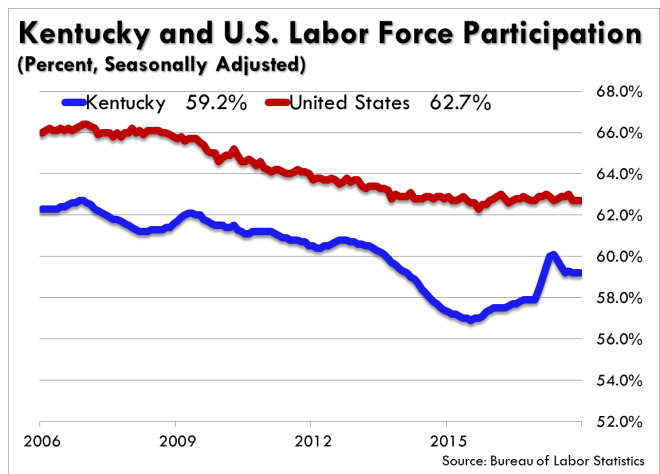
### *Labor Force Participation*

The labor force participation rate in Kentucky was unchanged at 59.2 percent in December. Among the 50 states and the District of Columbia, 43 have a higher labor force participation rate than Kentucky. The labor force participation rate in Kentucky is unchanged from a year earlier. The labor force participation rate is the percentage of the civilian noninstitutionalized population age 16 and older who are employed or actively looking for work.

The 10-year high for the labor force participation rate in Kentucky was 62.1 percent in May 2009. The series high for the labor force participation rate in Kentucky occurred in August 1999 when the labor force participation rate hit 64.1 percent. The 10-year low for the labor force participation rate was 56.9 percent in July 2015. This also represents the series low for the labor force participation rate in Kentucky. The national labor force participation rate was unchanged at 62.7 percent, but remains near its 38-year low of 62.4 percent.

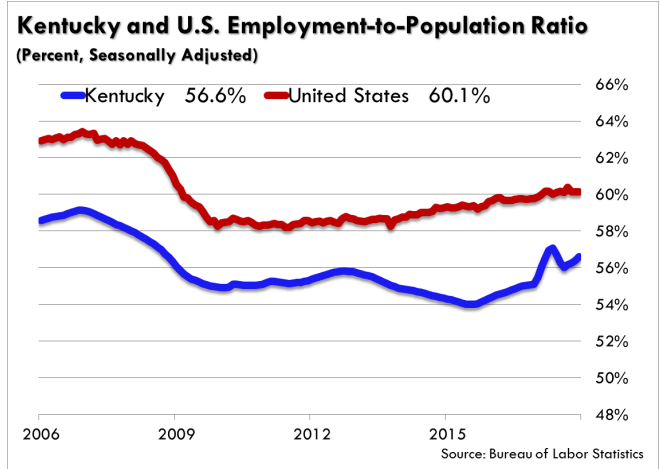
### *Employment-to-Population Ratio*

The employment-to-population ratio, or the percentage of the Kentucky civilian noninstitutionalized population 16 years and older counted as employed, rose to 56.6 percent in December from 56.4 percent the prior month. Among the 50 states and the District of Columbia, 43 have higher employment-to-population ratios than



Kentucky. The employment-to-population ratio in Kentucky is 1.5 percentage points higher than a year earlier.

The 10-year high for the employment-to-population ratio in Kentucky was 58.0 percent in January 2008. The series high for the employment-to-population ratio in Kentucky occurred in April 2000 when the employment-to-population ratio hit 61.3 percent. The 10-year low for the employment-to-population ratio was 54.0 percent in September 2015. The series low for the employment-to-population ratio occurred in October 2015 when the employment-to-population ratio was 54.0 percent.



The national employment-to-population ratio held steady at 60.1 percent in December. That rate was 0.3 percentage point higher than a year earlier. The all-time high for the employment-to-population ratio was 64.7 in April 2000. The 10-year high for the employment-to-population ratio was 63.4 percent in December 2006. The recent low occurred in October 2013 when the employment-to-population ratio dipped to 58.2 percent. The last time the employment-to-population ratio posted a reading lower than 58.2 percent was July 1983.