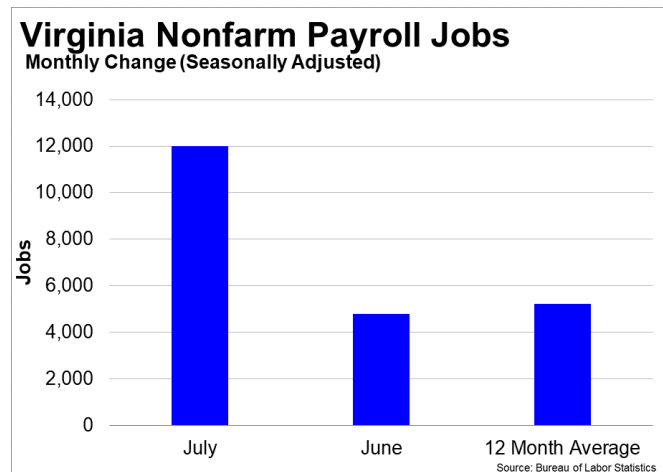
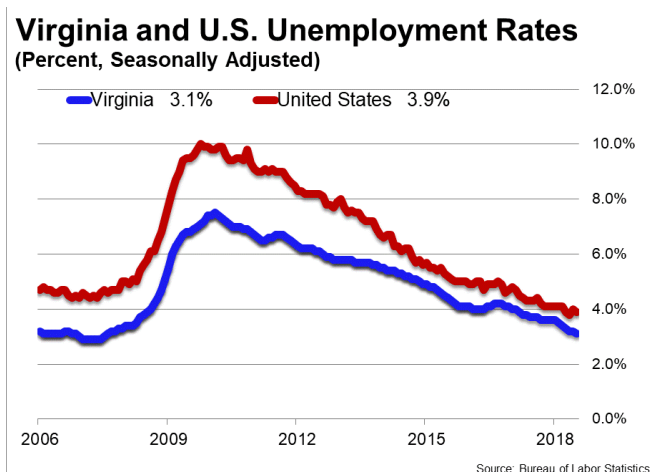




August 17, 2018

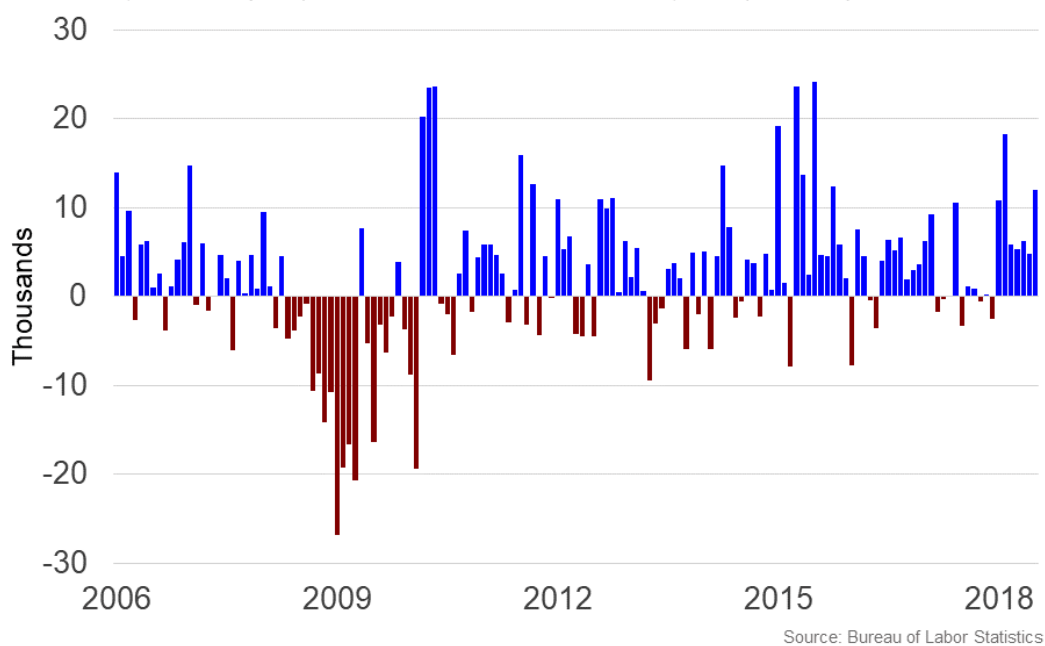
Summary

- **Virginia added 12,000 jobs and the unemployment rate declined by 0.1 percentage point to 3.1 percent in July** according to Bureau of Labor Statistics (BLS) data.
- **Over the past twelve months, Virginia added 62,600 jobs** and the unemployment rate fell by 0.6 percentage point from 3.7 percent.
- **In July, Virginia's private sector added 10,500 jobs** and over the past twelve months it created 65,500 jobs.
- The number of **unemployed Virginians fell by 4,356 in July**, and over the past year 66,681 Virginians found jobs.
- Virginia's **labor force participation rate increased to 65.4 percent** from 65.3 percent in July. Since last year, the labor force participation rate rose 0.1 percentage point.
- The national unemployment rate **declined by 0.1 percentage point to 3.9 percent in July**. State employment and unemployment data for August is scheduled for release on September 21, 2018. The national employment situation report for August will be released on Friday, September 7, 2018.



Virginia Nonfarm Payroll Jobs

Monthly Change (Thousands, Seasonally Adjusted)



Virginia Payroll Employment

Virginia added 12,000 jobs, or 0.30 percent, on a seasonally adjusted basis during July. In the prior month, Virginia added 4,800 jobs. Over the past twelve months, nonfarm payrolls in Virginia increased by 62,600, or 1.58 percent. Virginia nonfarm payroll employment has increased in 10 of the past 12 months.

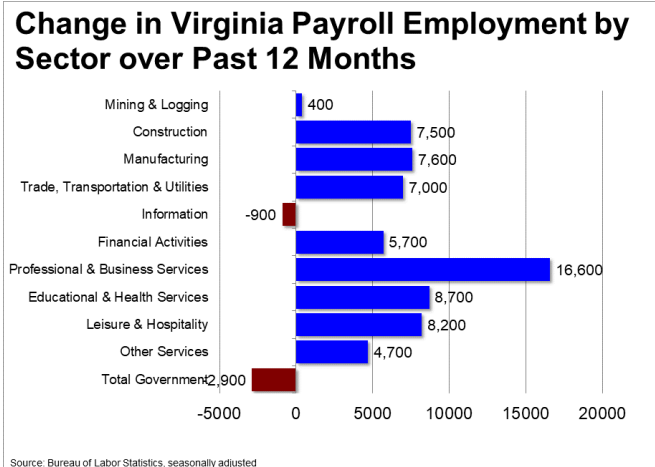
Nationally, nonfarm payrolls increased by 157,000 jobs in July, or 0.11 percent. Over the 12-month period ending July 2018, nonfarm payrolls grew by 2,400,000 jobs, or 1.64 percent. Virginia ranks 27th among the 50 states and the District of Columbia for percentage gain in nonfarm payroll employment over the past 12 months.

During July, Virginia's private-sector added 10,500 jobs, or 0.32 percent. The private-sector in Virginia added 6,500 jobs in the prior month. Over the past twelve months, private-sector payrolls in Virginia increased by 65,500, or 2.02 percent. Virginia private-sector payroll employment has increased in 10 of the past 12 months.

Nationally, private-sector payroll jobs increased by 170,000 jobs in July, or 0.13 percent. Over the past 12 months, the nation's economy has added 2,392,000 jobs in the private-sector, an increase of 1.92 percent. Virginia ranks 27th among the 50 states and the District of Columbia for percentage gain in private-sector payroll employment over the past 12 months.

The best performing sectors on a seasonally adjusted basis during July were Professional & Business Services (+7,100) and Manufacturing (+2,100). The poorest performing sectors during the month were Educational & Health Services (-900) and Information (-600).

The best performing sectors during the last twelve months were Professional & Business Services (+16,600) and Educational & Health Services (+8,700). The poorest performing sectors during the last twelve months were Total Government (-2,900) and Information (-900).



Virginia Labor Force Statistics

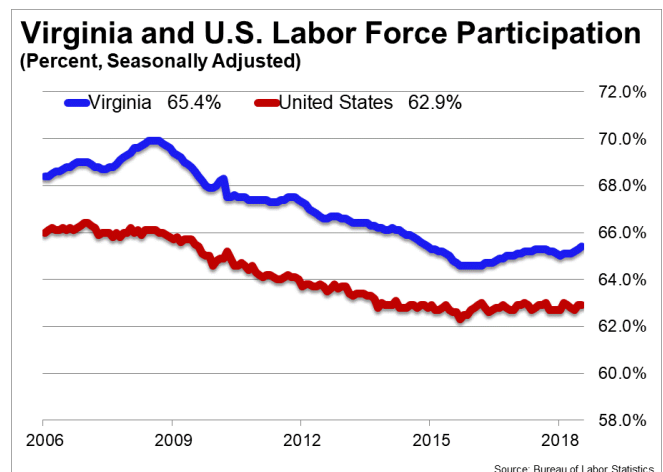
Labor Force Participation

The labor force participation rate in Virginia rose to 65.4 percent in July from 65.3 percent the prior month. Among the 50 states and the District of Columbia, 16 have a higher labor force participation rate than Virginia. The labor force participation rate in Virginia is unchanged from a year earlier. The labor force participation rate is the percentage of the civilian noninstitutionalized population age 16 and older who are employed or actively looking for work.

The 10-year high for the labor force participation rate in Virginia was 69.9 percent in September 2008. The series high for the labor force participation rate in Virginia occurred in May 1992 when the labor force participation rate hit 71.5 percent. The 10-year low for the labor force participation rate was 64.6 percent in March 2016. This also represents the series low for the labor force participation rate in Virginia. The national labor force participation rate was unchanged at 62.9 percent, but remains near its 38-year low of 62.4 percent.

Employment-to-Population Ratio

The employment-to-population ratio, or the percentage of the Virginia civilian noninstitutionalized population 16 years and older counted as employed, rose to 63.4 percent in July from 63.2 percent the prior month. Among the 50 states and the District of Columbia, 14 have higher employment-to-population ratios than Virginia. The



employment-to-population ratio in Virginia is 0.5 percentage point higher than a year earlier.

The 10-year high for the employment-to-population ratio in Virginia was 67.1 percent in August 2008. The series high for the employment-to-population ratio in Virginia occurred in April 2008 when the employment-to-population ratio hit 67.3 percent. The 10-year low for the employment-to-population ratio was 61.9 percent in November 2015. The series low for the employment-to-population ratio occurred in November 1982 when the employment-to-population ratio was 61.0 percent.

The national employment-to-population ratio rose by 0.1 percentage point to 60.5 percent in July. That rate was 0.3 percentage point higher than a year earlier. The all-time high for the employment-to-population ratio was 64.7 in April 2000. The 10-year high for the employment-to-population ratio was 63.4 percent in December 2006. The recent low occurred in October 2013 when the employment-to-population ratio dipped to 58.2 percent. The last time the employment-to-population ratio posted a reading lower than 58.2 percent was July 1983.

