



United States Congress

Joint Economic Committee


Est. 1946

Republicans

Representative David Schweikert, *Chairman*



District of Columbia Employment Update



March 2025 | Released April 18, 2025

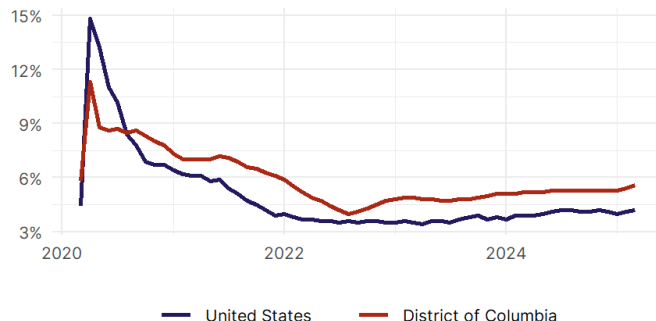
United States Employment Snapshot

- In March, among the 50 states and the District of Columbia **unemployment fell in 15, rose in 17, and remained unchanged in 19.**
- The highest unemployment rate was 5.7 percent in **Nevada**, and the lowest was 1.8 percent in **South Dakota**. Nationally, the unemployment rate rose by 0.1 percentage point to 4.2 percent.
- In March, **payroll jobs rose in 38 states and fell in 12.** The largest payroll job percent increase was 0.5 percent in **Missouri**. The largest payroll job percent decline was 0.3 percent in **Connecticut**.

District of Columbia Employment Snapshot

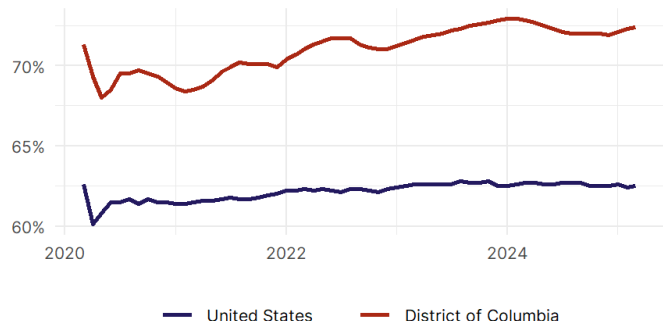
- In March, **District of Columbia added 1,700 net payroll jobs** and the **unemployment rate rose by 0.2 percentage point to 5.6 percent**. In the prior month, District of Columbia lost 700 net payroll jobs.
- Over the past 12 months, **District of Columbia added 300 net payroll jobs** and the **unemployment rate rose by 0.4 percentage points from 5.2 percent**.
- Nationally, nonfarm payrolls **rose by 228,000 in March, or 0.1 percent**. District of Columbia **ranks 47th** in the nation for percentage gain in nonfarm payroll employment over the past 12 months.
- In March, **District of Columbia's private sector added 1,300 net private payroll jobs**, and over the past 12 months it added 2,800 private payroll jobs. In the prior month, District of Columbia added 1,100 net private payroll jobs.
- In March, employment in District of Columbia **rose by 248**, and over the past 12 months it rose by 2,991.
- **District of Columbia's labor force participation rate rose to 72.4 percent** in March from 72.3 percent and **ranks 1st** in the nation. In the past 12 months, the labor force participation rate has fallen by 0.4 percentage points.

District of Columbia
Unemployment Rate



Source: Bureau of Labor Statistics, data is seasonally adjusted

District of Columbia
Labor Force Participation Rate



Source: Bureau of Labor Statistics, data is seasonally adjusted

Read the full release (<https://www.jec.senate.gov/public/index.cfm/republicans/dc/>)