



United States Congress

Joint Economic Committee


Est. 1946

Republicans

Representative David Schweikert, *Chairman*



South Carolina Employment Update



March 2025 | Released April 18, 2025

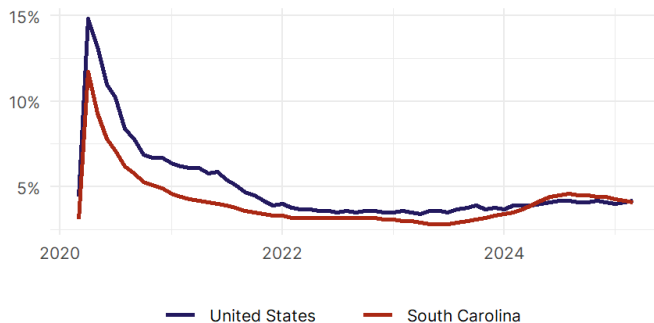
United States Employment Snapshot

- In March, among the 50 states and the District of Columbia **unemployment fell in 15, rose in 17, and remained unchanged in 19.**
- The highest unemployment rate was 5.7 percent in **Nevada**, and the lowest was 1.8 percent in **South Dakota**. Nationally, the unemployment rate rose by 0.1 percentage point to 4.2 percent.
- In March, **payroll jobs rose in 38 states and fell in 12.** The largest payroll job percent increase was 0.5 percent in **Missouri**. The largest payroll job percent decline was 0.3 percent in **Connecticut**.

South Carolina Employment Snapshot

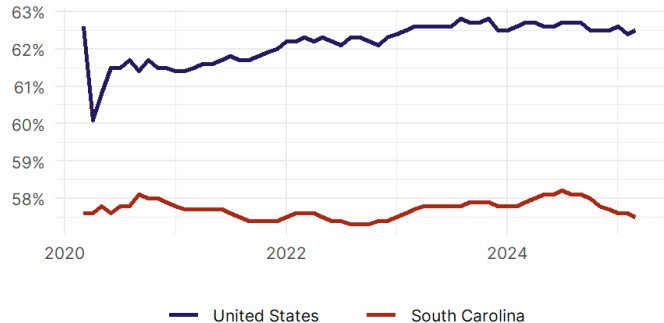
- In March, **South Carolina added 10,200 net payroll jobs** and the **unemployment rate fell by 0.1 percentage point to 4.1 percent.** In the prior month, South Carolina added 2,100 net payroll jobs.
- Over the past 12 months, **South Carolina added 55,400 net payroll jobs** and the **unemployment rate rose by 0.4 percentage points from 3.7 percent.**
- Nationally, nonfarm payrolls **rose by 228,000 in March, or 0.1 percent.** South Carolina **ranks 2nd** in the nation for percentage gain in nonfarm payroll employment over the past 12 months.
- In March, **South Carolina's private sector added 10,400 net private payroll jobs**, and over the past 12 months it added 49,900 private payroll jobs. In the prior month, South Carolina added 4,400 net private payroll jobs.
- In March, employment in South Carolina **rose by 2,369**, and over the past 12 months it rose by 21,332.
- **South Carolina's labor force participation rate fell to 57.5 percent** in March from 57.6 percent and **ranks 49th** in the nation. In the past 12 months, the labor force participation rate has fallen by 0.4 percentage points.

South Carolina
Unemployment Rate



Source: Bureau of Labor Statistics, data is seasonally adjusted

South Carolina
Labor Force Participation Rate



Source: Bureau of Labor Statistics, data is seasonally adjusted

Read the full release (<https://www.jec.senate.gov/public/index.cfm/republicans/sc/>)