



United States Congress

Joint Economic Committee

Est. 1946

Republicans

Representative David Schweikert, *Chairman*



Delaware Employment Update



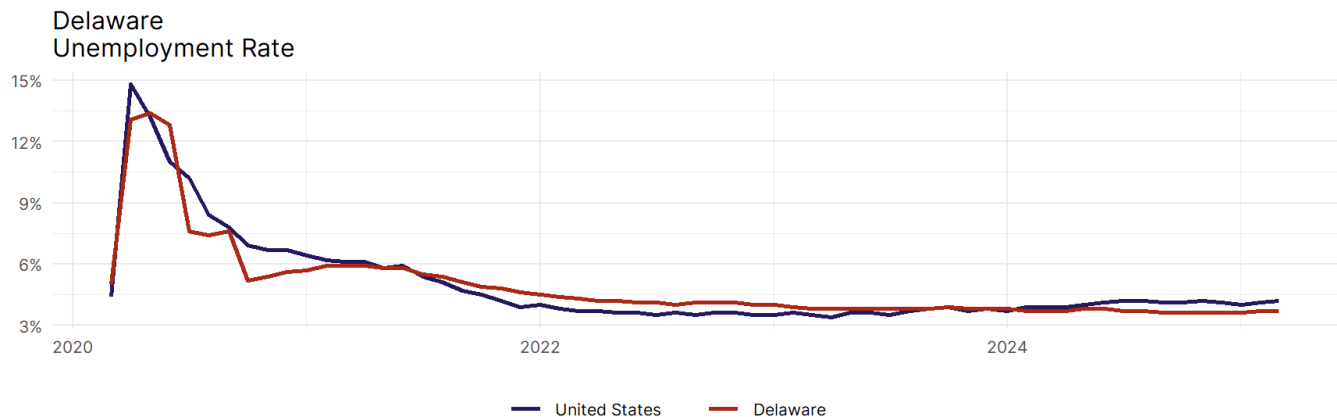
March 2025 | Released April 18, 2025

United States Employment Snapshot

- In March, among the 50 states and the District of Columbia **unemployment fell in 15, rose in 17, and remained unchanged in 19.**
- The highest unemployment rate was 5.7 percent in **Nevada**, and the lowest was 1.8 percent in **South Dakota**. Nationally, the unemployment rate rose by 0.1 percentage point to 4.2 percent.
- In March, **payroll jobs rose in 38 states and fell in 12.** The largest payroll job percent increase was 0.5 percent in **Missouri**. The largest payroll job percent decline was 0.3 percent in **Connecticut**.

Delaware Employment Snapshot

- In March, **Delaware added 600 net payroll jobs** and the **unemployment rate remained unchanged at 3.7 percent.** In the prior month, Delaware added 1,400 net payroll jobs.
- Over the past 12 months, **Delaware added 4,100 net payroll jobs** and the **unemployment rate remained unchanged.**
- Nationally, nonfarm payrolls **rose by 228,000 in March, or 0.1 percent.** Delaware **is tied for 24th** in the nation for percentage gain in nonfarm payroll employment over the past 12 months.
- In March, **Delaware's private sector added 200 net private payroll jobs**, and over the past 12 months it added 2,600 private payroll jobs. In the prior month, Delaware added 1,600 net private payroll jobs.
- In March, employment in Delaware **fell by 323**, and over the past 12 months it fell by 151.
- **Delaware's labor force participation rate fell to 58.9 percent** in March from 59 percent and **ranks 42nd** in the nation. In the past 12 months, the labor force participation rate has fallen by 1 percentage point.

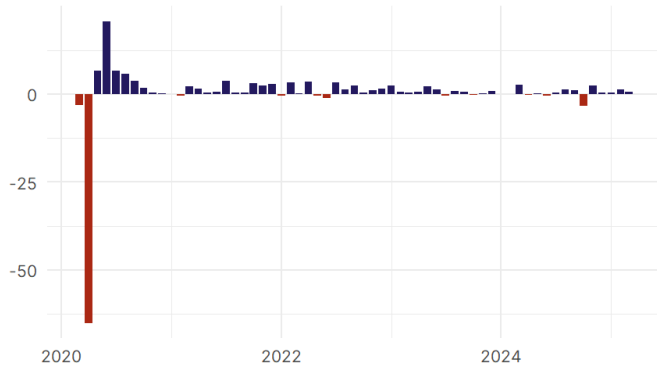


Source: Bureau of Labor Statistics, data is seasonally adjusted

Delaware Payroll Employment

Delaware Nonfarm Payroll Jobs

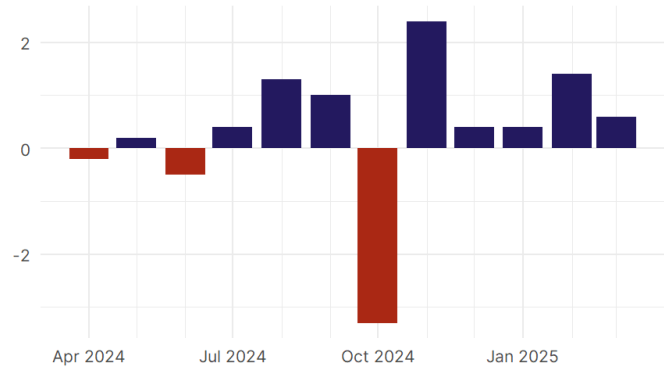
Monthly change, past five years (thousands)



Source: Bureau of Labor Statistics, data is seasonally adjusted

Delaware Nonfarm Payroll Jobs

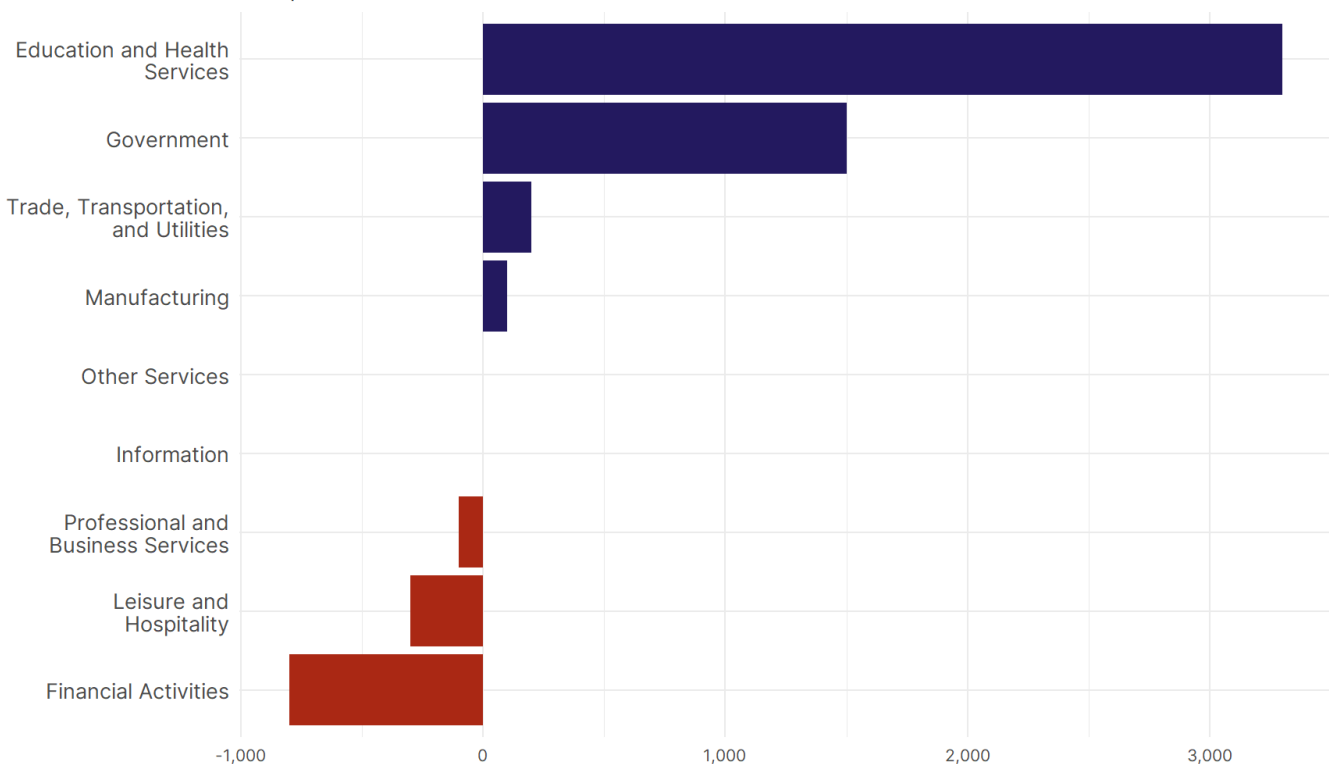
Monthly change, past 12 months (thousands)



Source: Bureau of Labor Statistics, data is seasonally adjusted

- **Delaware added 600 net payroll jobs, or 0.1 percent,** on a seasonally adjusted basis during March. In the prior month, Delaware added 1,400 jobs. Delaware nonfarm payroll employment has increased in **9 of the past 12 months**.
- Nationally, nonfarm payrolls **rose by 228,000 in March, or 0.1 percent**. Delaware is tied for 24th in the nation for percentage gain in nonfarm payroll employment over the past 12 months.
- **Delaware added 200 private sector jobs, or 0 percent,** on a seasonally adjusted basis during March. In the prior month, Delaware added 1,600 jobs. Delaware private sector payroll employment has increased in **7 of the past 12 months**.
- Nationally, private sector payroll jobs **rose by 209,000 jobs in March, or 0.2 percent**. Delaware is tied for 29th in the nation for percentage gain in private sector payroll employment over the past 12 months.

Change in Delaware Payroll Employment by Sector over past 12 months



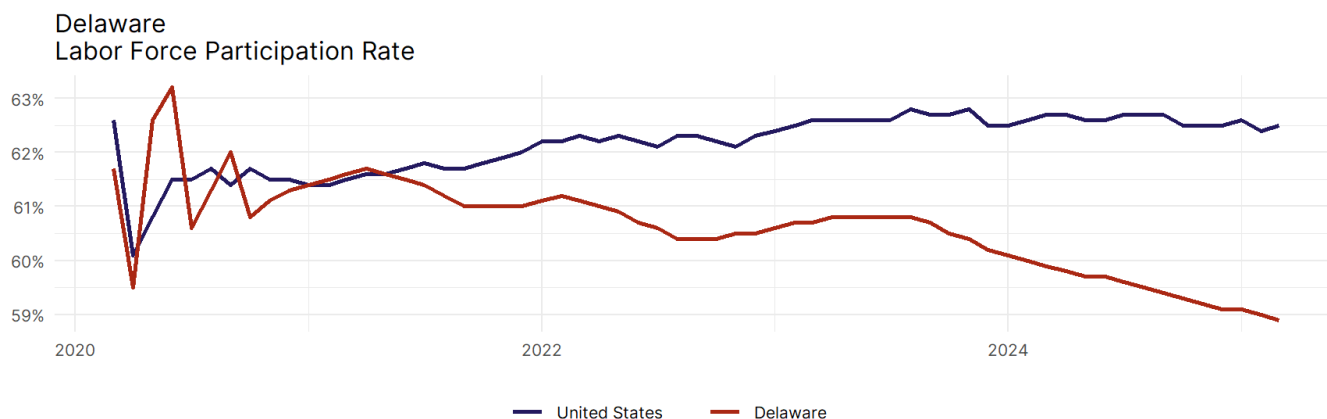
Source: Bureau of Labor Statistics, data is seasonally adjusted

- The best performing sectors on a seasonally adjusted basis during March were **Trade, Transportation, and Utilities (600)** and **Education and Health Services (500)**.
- The poorest performing sectors during the month were **Manufacturing (-200)** and **Leisure and Hospitality (-400)**.
- The best performing sectors during the last 12 months were **Education and Health Services (3,300)** and **Government (1,500)**.
- The poorest performing sectors during the last 12 months were **Leisure and Hospitality (-300)** and **Financial Activities (-800)**.

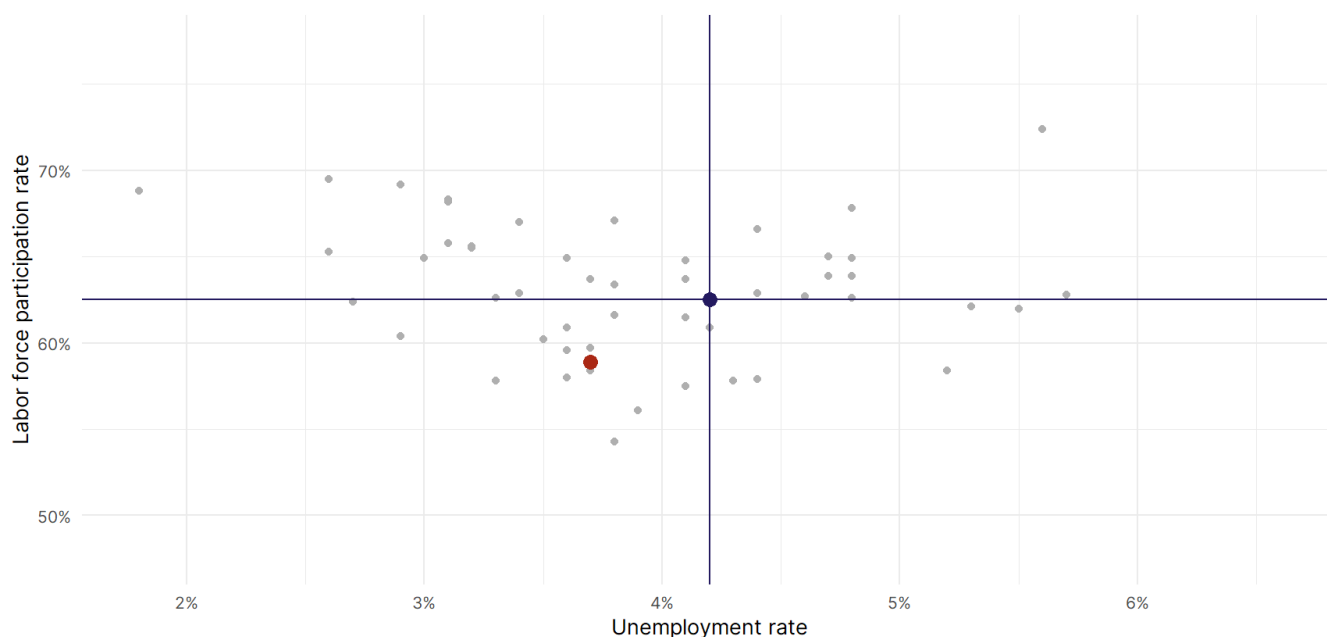
Delaware Labor Force

The labor force participation rate is the percentage of the civilian noninstitutionalized population age 16 and older who are employed or actively looking for work.

- The labor force participation rate in **Delaware fell to 58.9 percent in March from 59 percent in the prior month.**
- **Delaware ranks 42nd** in the nation.
- The 10-year high for the labor force participation rate in Delaware was **63.2 percent** in June 2020, and the 10-year low was **58.9 percent** in March 2025.
- The national labor force participation rate **rose by 0.1 percentage points to 62.5 percent** in March.



Source: Bureau of Labor Statistics, data is seasonally adjusted



Source: Bureau of Labor Statistics, data is seasonally adjusted