



United States Congress

Joint Economic Committee

Est. 1946


Republicans

Representative David Schweikert, *Chairman*



Maine

Employment Update



March 2025 | Released April 18, 2025

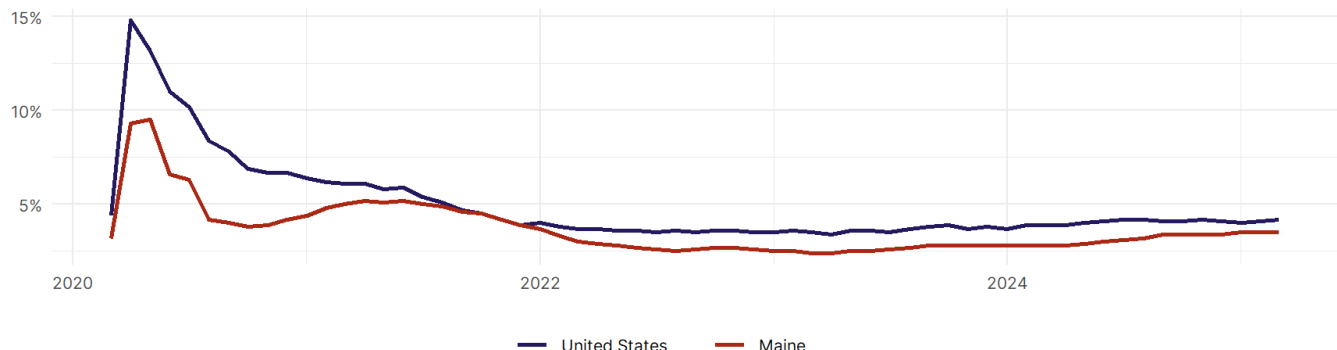
United States Employment Snapshot

- In March, among the 50 states and the District of Columbia **unemployment fell in 15, rose in 17, and remained unchanged in 19.**
- The highest unemployment rate was 5.7 percent in **Nevada**, and the lowest was 1.8 percent in **South Dakota**. Nationally, the unemployment rate rose by 0.1 percentage point to 4.2 percent.
- In March, **payroll jobs rose in 38 states and fell in 12.** The largest payroll job percent increase was 0.5 percent in **Missouri**. The largest payroll job percent decline was 0.3 percent in **Connecticut**.

Maine Employment Snapshot

- In March, **Maine added 600 net payroll jobs** and the **unemployment rate remained unchanged at 3.5 percent.** In the prior month, Maine lost 1,400 net payroll jobs.
- Over the past 12 months, **Maine added 1,800 net payroll jobs** and the **unemployment rate rose by 0.7 percentage points from 2.8 percent.**
- Nationally, nonfarm payrolls **rose by 228,000 in March, or 0.1 percent.** Maine **is tied for 41st** in the nation for percentage gain in nonfarm payroll employment over the past 12 months.
- In March, **Maine's private sector added 400 net private payroll jobs**, and over the past 12 months it added 1,800 private payroll jobs. In the prior month, Maine lost 1,100 net private payroll jobs.
- In March, employment in Maine **fell by 788**, and over the past 12 months it rose by 2,958.
- **Maine's labor force participation rate fell to 60.2 percent** in March from 60.3 percent and **ranks 39th** in the nation. In the past 12 months, the labor force participation rate has risen by 0.3 percentage points.

Maine
Unemployment Rate

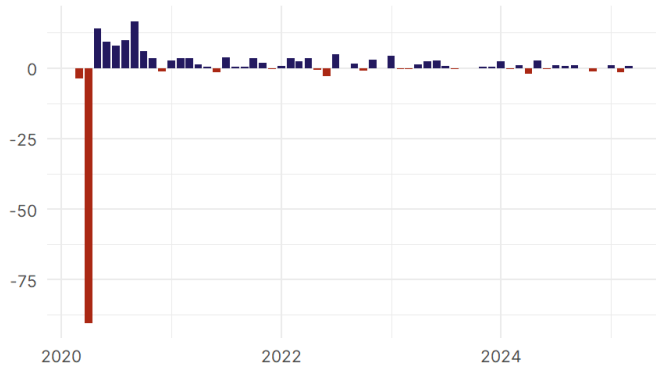


Source: Bureau of Labor Statistics, data is seasonally adjusted

Maine Payroll Employment

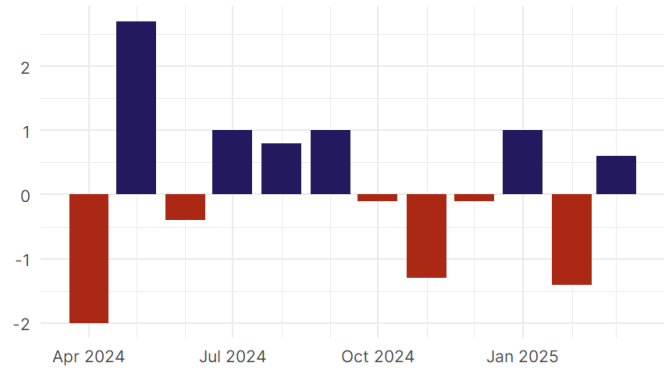
Maine Nonfarm Payroll Jobs

Monthly change, past five years (thousands)



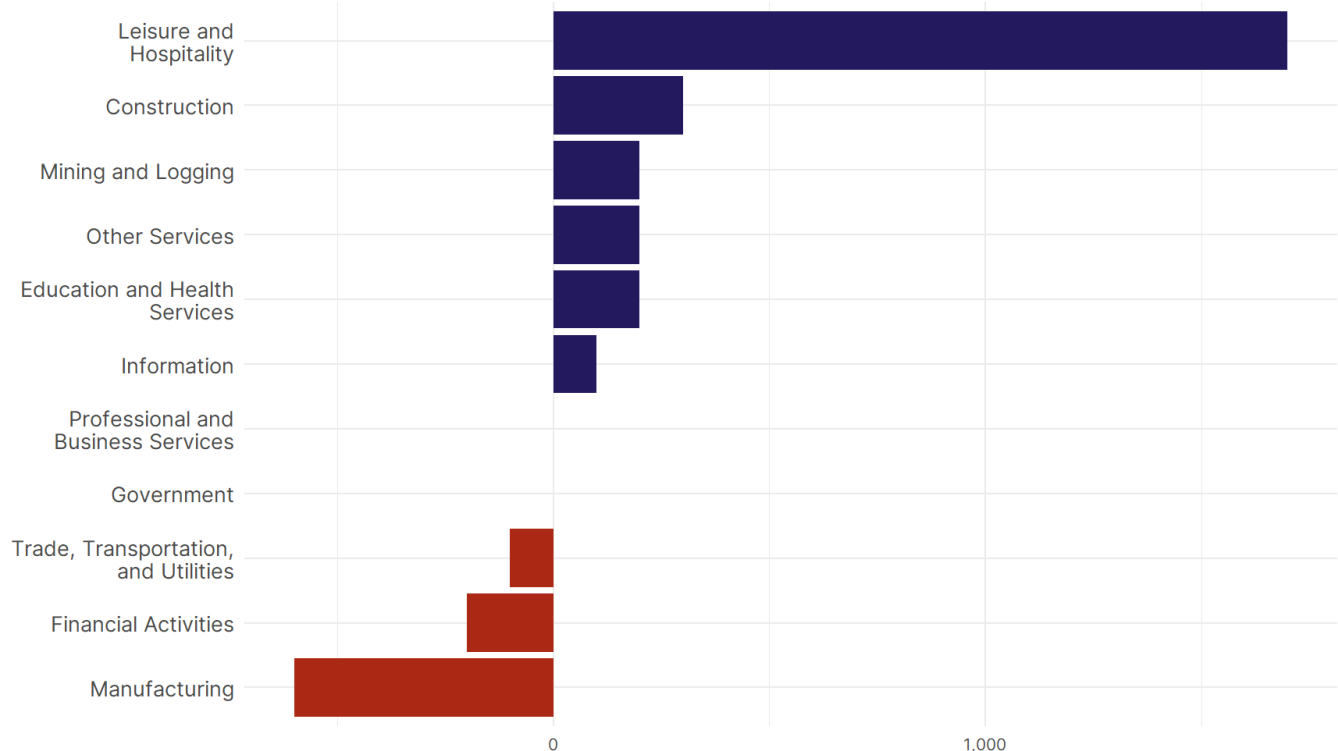
Maine Nonfarm Payroll Jobs

Monthly change, past 12 months (thousands)



- **Maine added 600 net payroll jobs, or 0.1 percent,** on a seasonally adjusted basis during March. In the prior month, Maine lost 1,400 jobs. Maine nonfarm payroll employment has increased in **6 of the past 12 months.**
- Nationally, nonfarm payrolls **rose by 228,000 in March, or 0.1 percent.** Maine is tied for 41st in the nation for percentage gain in nonfarm payroll employment over the past 12 months.
- **Maine added 400 private sector jobs, or 0.1 percent,** on a seasonally adjusted basis during March. In the prior month, Maine lost 1,100 jobs. Maine private sector payroll employment has increased in **7 of the past 12 months.**
- Nationally, private sector payroll jobs **rose by 209,000 jobs in March, or 0.2 percent.** Maine is tied for 38th in the nation for percentage gain in private sector payroll employment over the past 12 months.

Change in Maine Payroll Employment by Sector over past 12 months

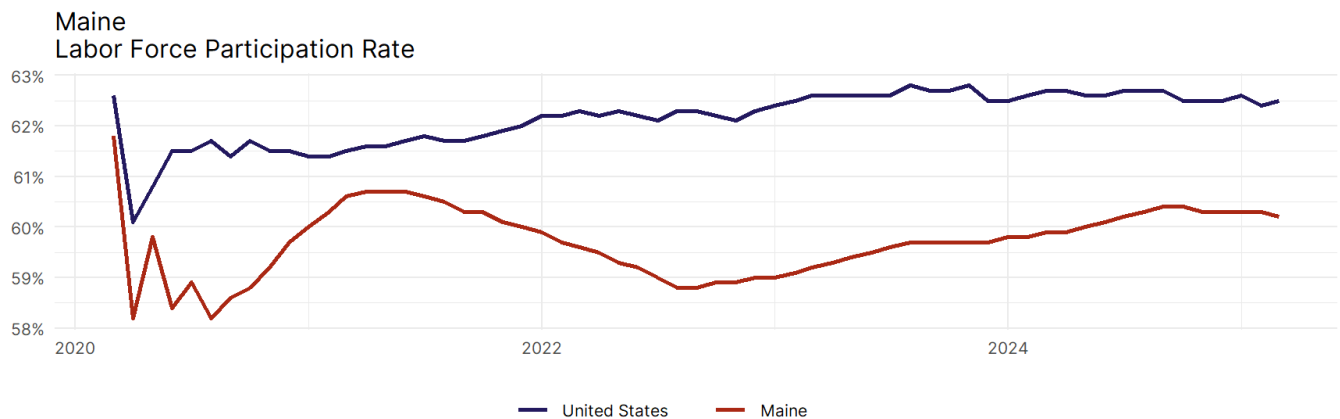


- The best performing sectors on a seasonally adjusted basis during March were **Leisure and Hospitality (500)** and **Manufacturing tied with Financial Activities; and Professional and Business Services (200)**.
- The poorest performing sectors during the month were **Trade, Transportation, and Utilities (-200)** and **Construction (-600)**.
- The best performing sectors during the last 12 months were **Leisure and Hospitality (1,700)** and **Construction (300)**.
- The poorest performing sectors during the last 12 months were **Financial Activities (-200)** and **Manufacturing (-600)**.

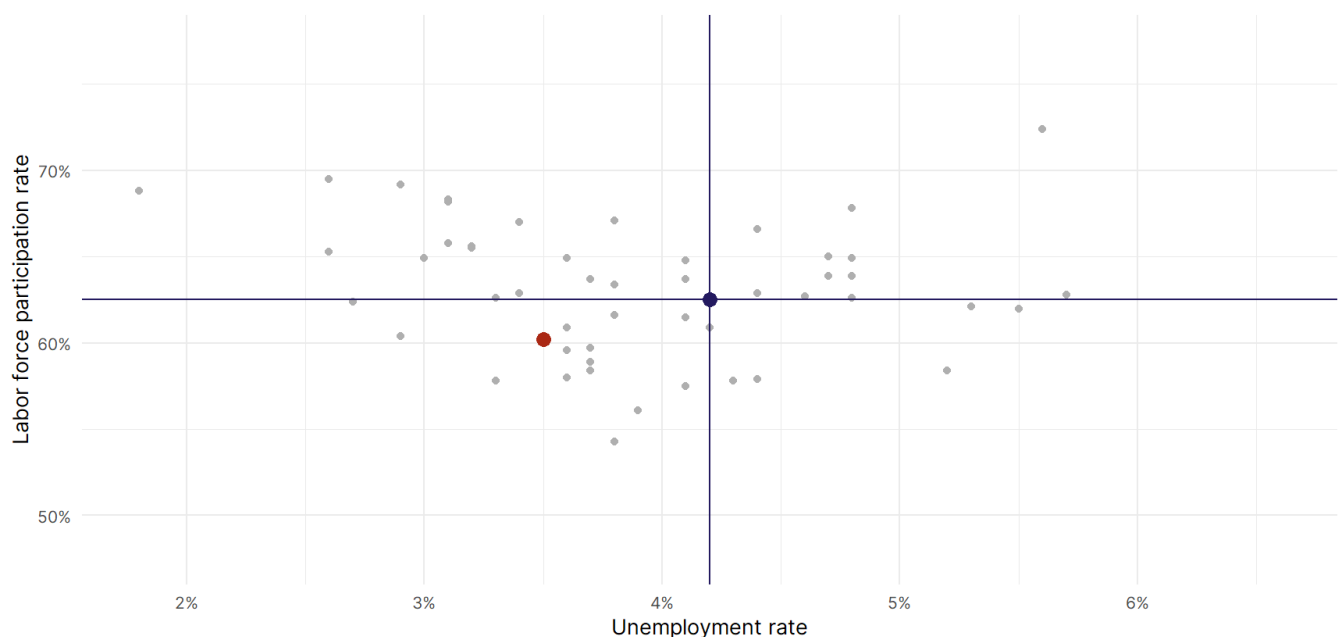
Maine Labor Force

The labor force participation rate is the percentage of the civilian noninstitutionalized population age 16 and older who are employed or actively looking for work.

- The labor force participation rate in **Maine fell to 60.2 percent in March from 60.3 percent in the prior month**.
- **Maine ranks 39th** in the nation.
- The 10-year high for the labor force participation rate in Maine was **63.7 percent** occurring in June 2017, and the 10-year low was **58.2 percent** occurring in August 2020.
- The national labor force participation rate **rose by 0.1 percentage points to 62.5 percent** in March.



Source: Bureau of Labor Statistics, data is seasonally adjusted



Source: Bureau of Labor Statistics, data is seasonally adjusted