



United States Congress

# Joint Economic Committee

Est. 1946

Republicans

Representative David Schweikert, *Chairman*



## Nevada

### Employment Update



March 2025 | Released April 18, 2025

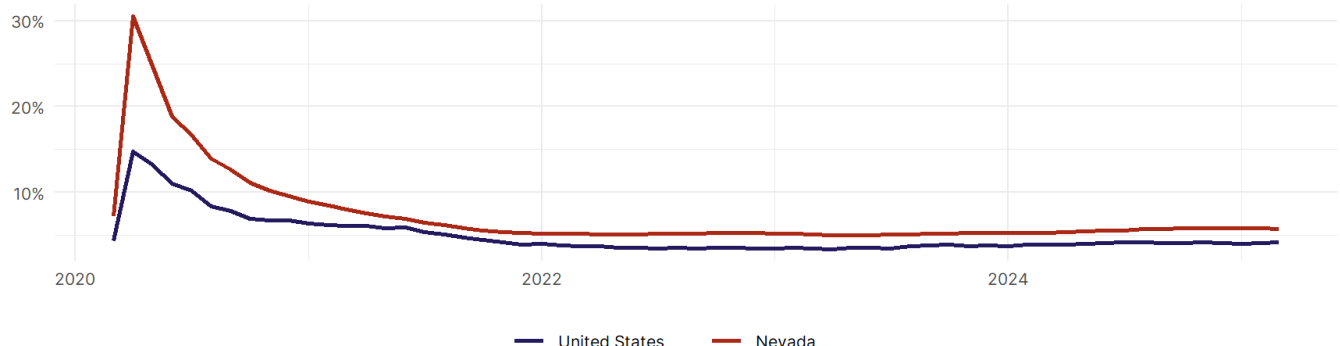
### United States Employment Snapshot

- In March, among the 50 states and the District of Columbia **unemployment fell in 15, rose in 17, and remained unchanged in 19.**
- The highest unemployment rate was 5.7 percent in **Nevada**, and the lowest was 1.8 percent in **South Dakota**. Nationally, the unemployment rate rose by 0.1 percentage point to 4.2 percent.
- In March, **payroll jobs rose in 38 states and fell in 12.** The largest payroll job percent increase was 0.5 percent in **Missouri**. The largest payroll job percent decline was 0.3 percent in **Connecticut**.

### Nevada Employment Snapshot

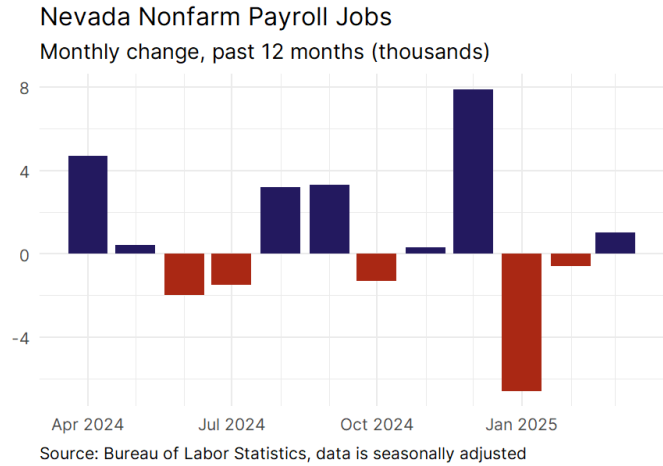
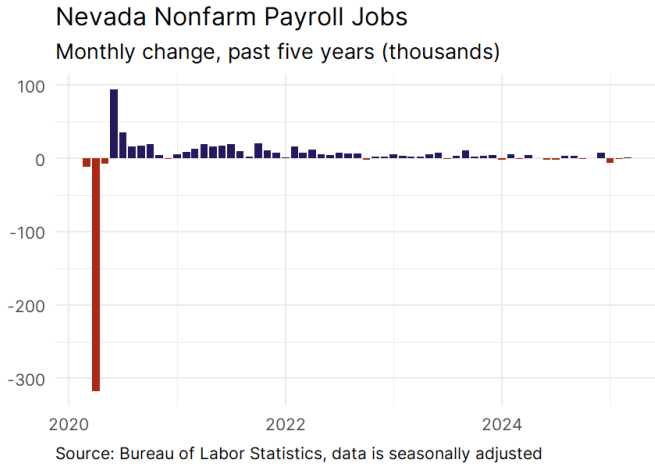
- In March, **Nevada added 1,000 net payroll jobs** and the **unemployment rate fell by 0.1 percentage point to 5.7 percent.** In the prior month, Nevada lost 600 net payroll jobs.
- Over the past 12 months, **Nevada added 8,800 net payroll jobs** and the **unemployment rate rose by 0.4 percentage points from 5.3 percent.**
- Nationally, nonfarm payrolls **rose by 228,000 in March, or 0.1 percent.** Nevada **is tied for 32nd** in the nation for percentage gain in nonfarm payroll employment over the past 12 months.
- In March, **Nevada's private sector added 1,100 net private payroll jobs**, and over the past 12 months it added 5,600 private payroll jobs. In the prior month, Nevada lost 800 net private payroll jobs.
- In March, employment in Nevada **rose by 4,730**, and over the past 12 months it rose by 25,725.
- **Nevada's labor force participation rate remained steady at 62.8 percent** in March and **ranks 27th** in the nation. In the past 12 months, the labor force participation rate has risen by 0.1 percentage points.

Nevada  
Unemployment Rate

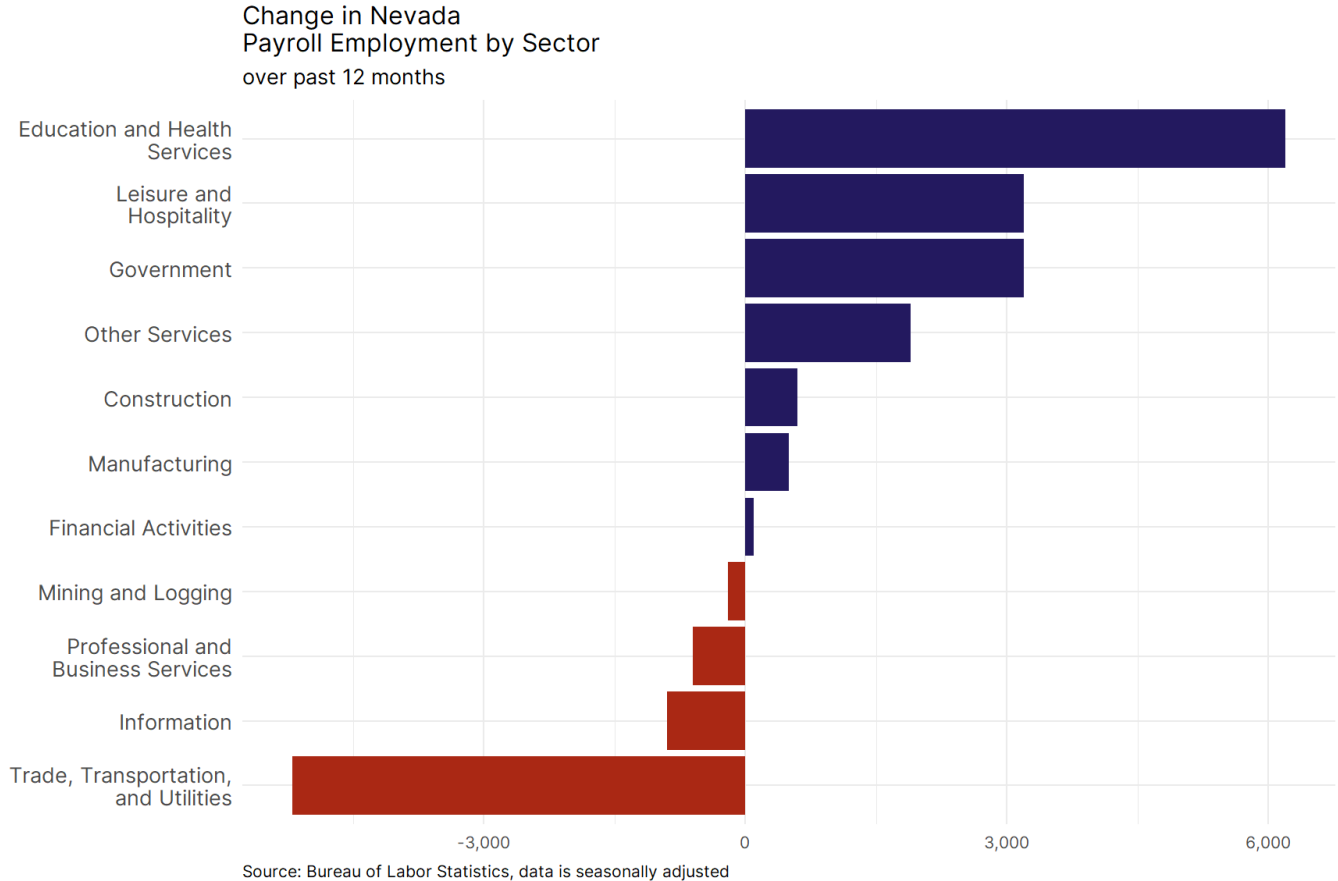


Source: Bureau of Labor Statistics, data is seasonally adjusted

## Nevada Payroll Employment



- **Nevada added 1,000 net payroll jobs, or 0.1 percent,** on a seasonally adjusted basis during March. In the prior month, Nevada lost 600 jobs. Nevada nonfarm payroll employment has increased in **7 of the past 12 months.**
- Nationally, nonfarm payrolls **rose by 228,000 in March, or 0.1 percent.** Nevada is tied for 32nd in the nation for percentage gain in nonfarm payroll employment over the past 12 months.
- **Nevada added 1,100 private sector jobs, or 0.1 percent,** on a seasonally adjusted basis during March. In the prior month, Nevada lost 800 jobs. Nevada private sector payroll employment has increased in **5 of the past 12 months.**
- Nationally, private sector payroll jobs **rose by 209,000 jobs in March, or 0.2 percent.** Nevada is tied for 36th in the nation for percentage gain in private sector payroll employment over the past 12 months.



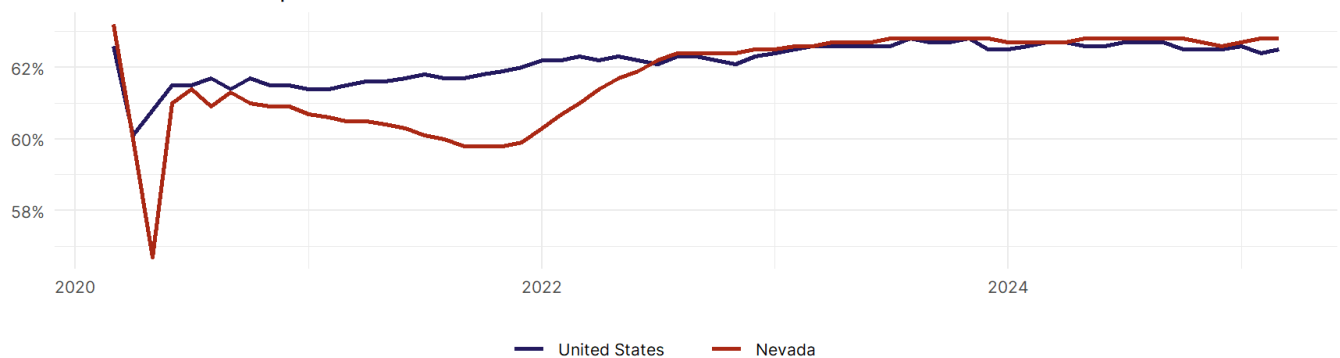
- The best performing sectors on a seasonally adjusted basis during March were **Leisure and Hospitality (2,000)** and **Other Services (700)**.
- The poorest performing sectors during the month were **Trade, Transportation, and Utilities (-900)** and **Financial Activities (-1,000)**.
- The best performing sectors during the last 12 months were **Education and Health Services (6,200)** and **Leisure and Hospitality tied with Government (3,200)**.
- The poorest performing sectors during the last 12 months were **Information (-900)** and **Trade, Transportation, and Utilities (-5,200)**.

### Nevada Labor Force

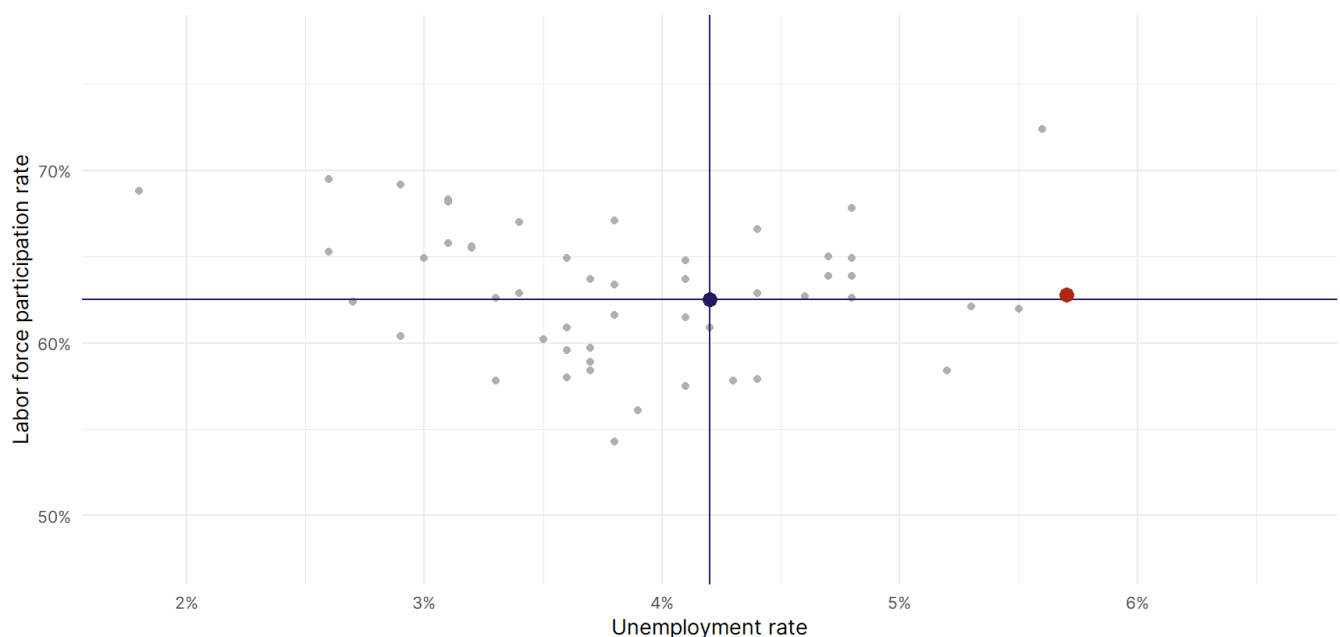
The labor force participation rate is the percentage of the civilian noninstitutionalized population age 16 and older who are employed or actively looking for work.

- The labor force participation rate in **Nevada remained unchanged at 62.8 percent in March**.
- **Nevada ranks 27th** in the nation.
- The 10-year high for the labor force participation rate in Nevada was **64.4 percent** occurring in December 2019, and the 10-year low was **56.7 percent** in May 2020.
- The national labor force participation rate **rose by 0.1 percentage points to 62.5 percent** in March.

Nevada  
Labor Force Participation Rate



Source: Bureau of Labor Statistics, data is seasonally adjusted



Source: Bureau of Labor Statistics, data is seasonally adjusted