



United States Congress

Joint Economic Committee

Est. 1946

Republicans

Representative David Schweikert, *Chairman*



North Carolina

Employment Update



March 2025 | Released April 18, 2025

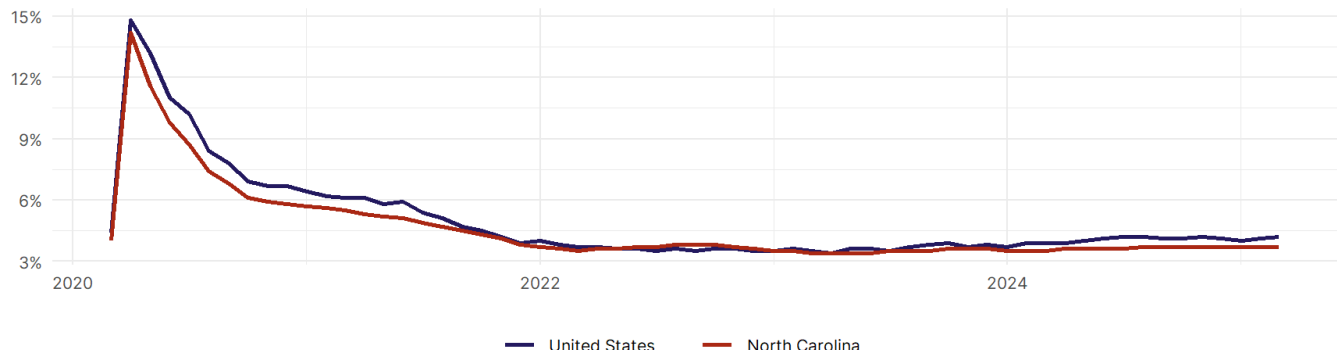
United States Employment Snapshot

- In March, among the 50 states and the District of Columbia **unemployment fell in 15, rose in 17, and remained unchanged in 19.**
- The highest unemployment rate was 5.7 percent in **Nevada**, and the lowest was 1.8 percent in **South Dakota**. Nationally, the unemployment rate rose by 0.1 percentage point to 4.2 percent.
- In March, **payroll jobs rose in 38 states and fell in 12.** The largest payroll job percent increase was 0.5 percent in **Missouri**. The largest payroll job percent decline was 0.3 percent in **Connecticut**.

North Carolina Employment Snapshot

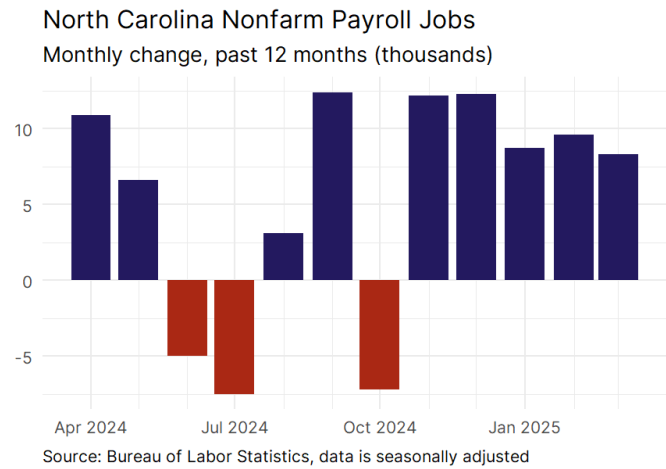
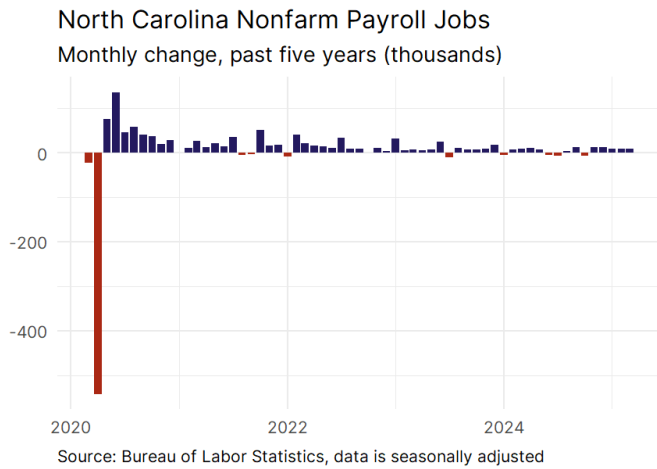
- In March, **North Carolina added 8,300 net payroll jobs** and the **unemployment rate remained unchanged at 3.7 percent.** In the prior month, North Carolina added 9,600 net payroll jobs.
- Over the past 12 months, **North Carolina added 64,400 net payroll jobs** and the **unemployment rate rose by 0.2 percentage points from 3.5 percent.**
- Nationally, nonfarm payrolls **rose by 228,000 in March, or 0.1 percent.** North Carolina **is tied for 9th** in the nation for percentage gain in nonfarm payroll employment over the past 12 months.
- In March, **North Carolina's private sector added 6,500 net private payroll jobs**, and over the past 12 months it added 48,300 private payroll jobs. In the prior month, North Carolina added 8,200 net private payroll jobs.
- In March, employment in North Carolina **fell by 574**, and over the past 12 months it rose by 1,627.
- **North Carolina's labor force participation rate fell to 59.7 percent** in March from 59.8 percent and **ranks 40th** in the nation. In the past 12 months, the labor force participation rate has fallen by 0.9 percentage points.

North Carolina
Unemployment Rate

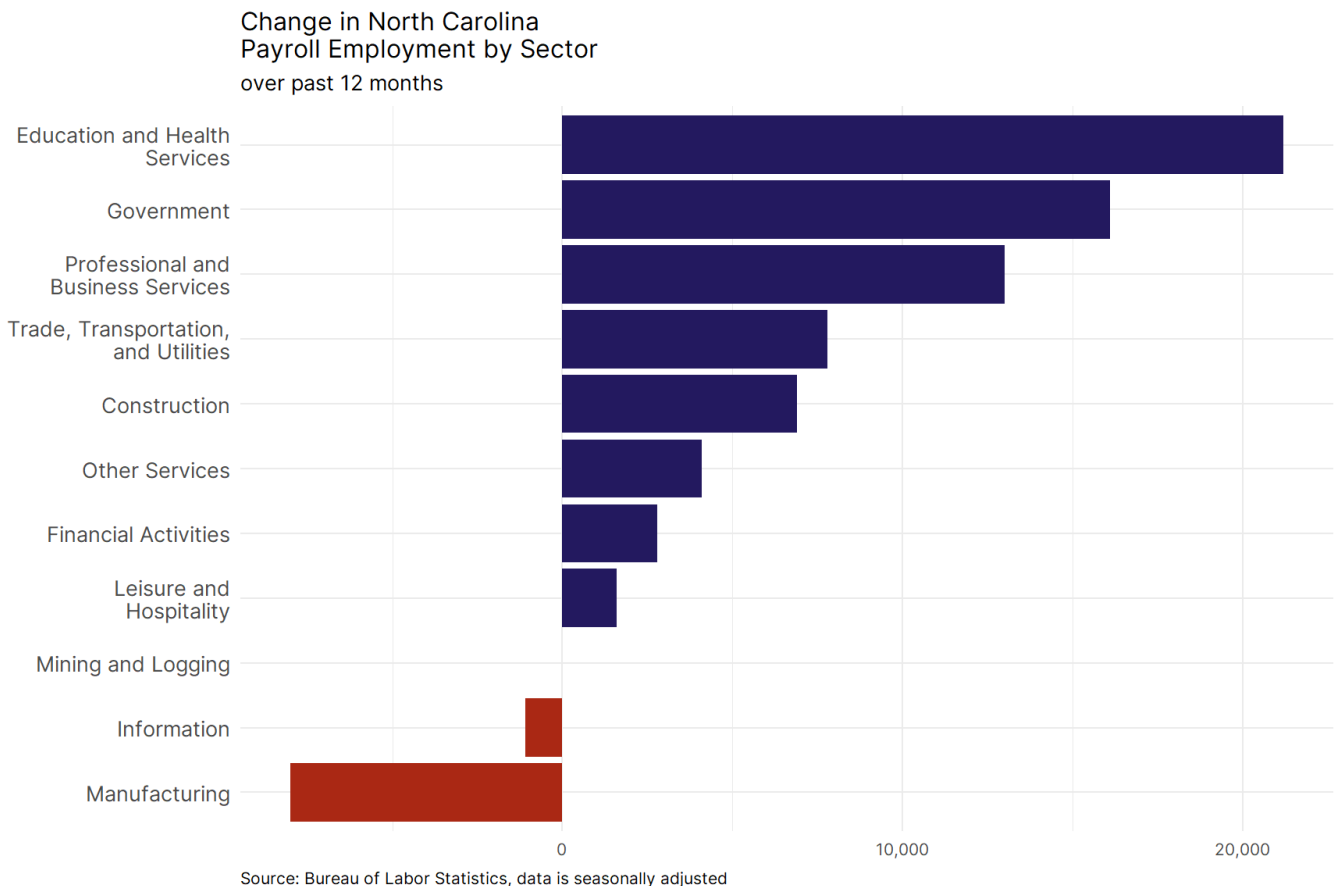


Source: Bureau of Labor Statistics, data is seasonally adjusted

North Carolina Payroll Employment



- **North Carolina added 8,300 net payroll jobs, or 0.2 percent,** on a seasonally adjusted basis during March. In the prior month, North Carolina added 9,600 jobs. North Carolina nonfarm payroll employment has increased in **9 of the past 12 months**.
- Nationally, nonfarm payrolls **rose by 228,000 in March, or 0.1 percent**. North Carolina is tied for 9th in the nation for percentage gain in nonfarm payroll employment over the past 12 months.
- **North Carolina added 6,500 private sector jobs, or 0.2 percent,** on a seasonally adjusted basis during March. In the prior month, North Carolina added 8,200 jobs. North Carolina private sector payroll employment has increased in **9 of the past 12 months**.
- Nationally, private sector payroll jobs **rose by 209,000 jobs in March, or 0.2 percent**. North Carolina is tied for 13th in the nation for percentage gain in private sector payroll employment over the past 12 months.



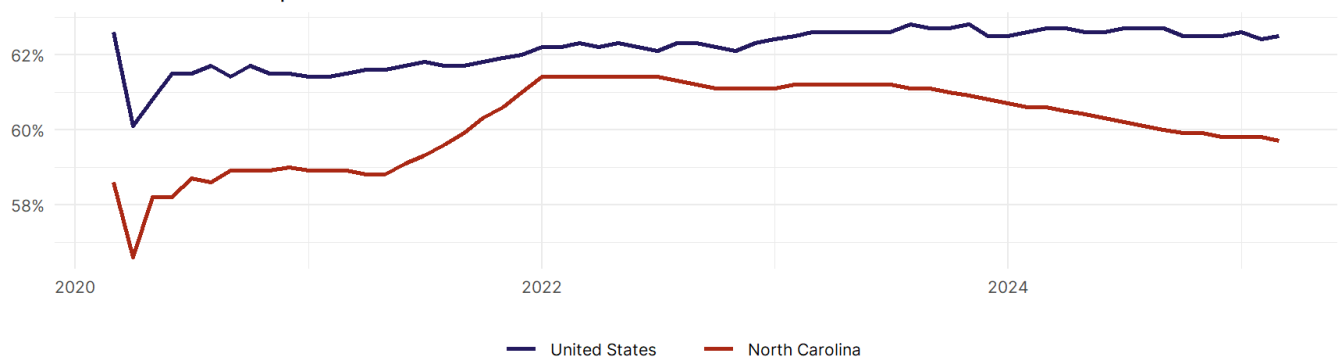
- The best performing sectors on a seasonally adjusted basis during March were **Professional and Business Services (2,500)** and **Government (1,800)**.
- The poorest performing sectors during the month were **Mining and Logging (-100)** and **Financial Activities (-200)**.
- The best performing sectors during the last 12 months were **Education and Health Services (21,200)** and **Government (16,100)**.
- The poorest performing sectors during the last 12 months were **Information (-1,100)** and **Manufacturing (-8,000)**.

North Carolina Labor Force

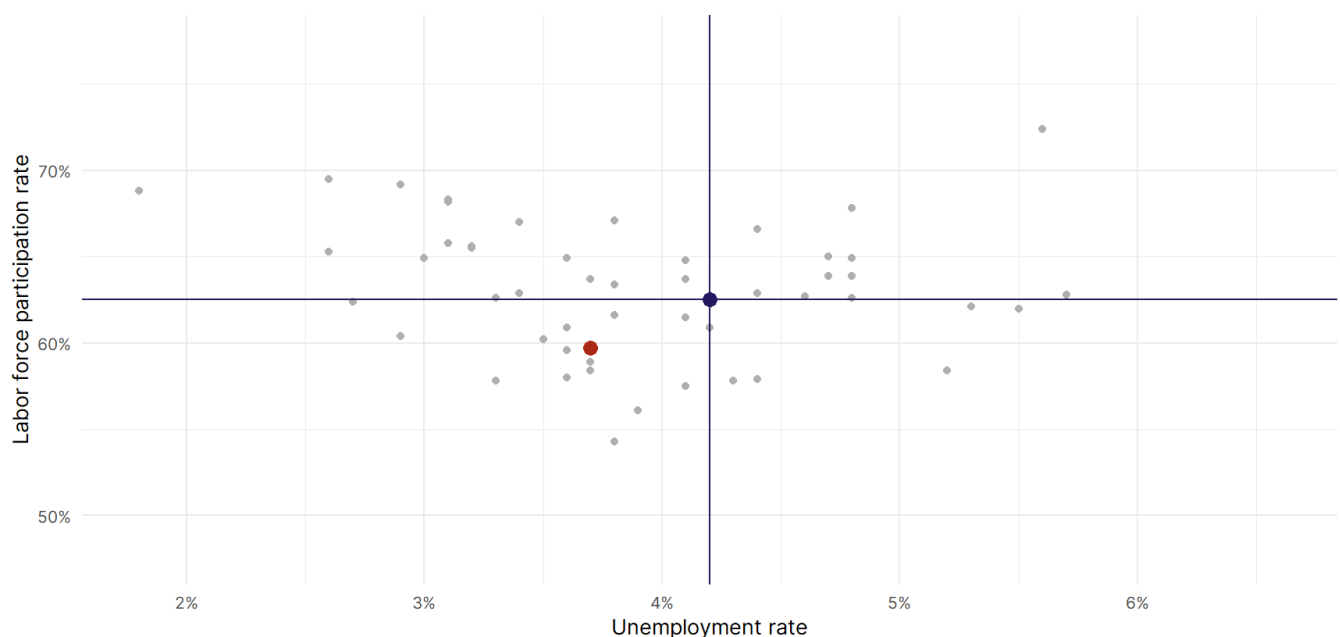
The labor force participation rate is the percentage of the civilian noninstitutionalized population age 16 and older who are employed or actively looking for work.

- The labor force participation rate in **North Carolina fell to 59.7 percent in March from 59.8 percent in the prior month.**
- **North Carolina ranks 40th** in the nation.
- The 10-year high for the labor force participation rate in North Carolina was **61.6 percent** occurring in December 2019, and the 10-year low was **56.6 percent** in April 2020.
- The national labor force participation rate **rose by 0.1 percentage points to 62.5 percent** in March.

North Carolina
Labor Force Participation Rate



Source: Bureau of Labor Statistics, data is seasonally adjusted



Source: Bureau of Labor Statistics, data is seasonally adjusted