



United States Congress

# Joint Economic Committee

EST. 1946

Republicans

Representative David Schweikert, *Chairman*



## Alaska Employment Update



August 2025 | Released September 19, 2025

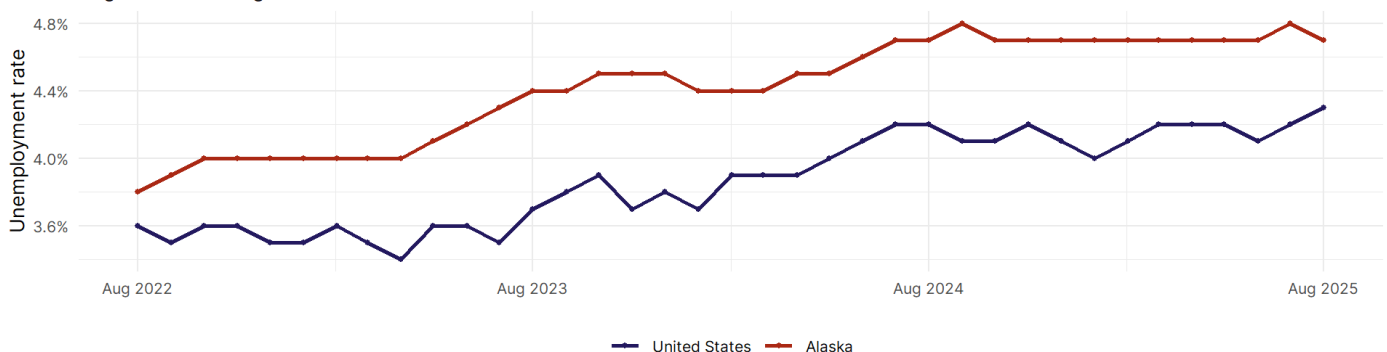
### United States Employment Snapshot

- In August, among the 50 states and the District of Columbia **unemployment fell in 13, rose in 12, and remained unchanged in 26.**
- The highest unemployment rate was 6 percent in **District of Columbia**, and the lowest was 1.9 percent in **South Dakota**. Nationally, the unemployment rate rose by 0.1 percentage point to 4.3 percent.
- In August, **payroll jobs rose in 32 states and fell in 18.** The largest payroll job percent increase was 0.5 percent in **Utah**. The largest payroll job percent decline was 0.7 percent in **District of Columbia**.

### Alaska Employment Snapshot

- In August, **Alaska added 800 net payroll jobs** and the **unemployment rate fell by 0.1 percentage point to 4.7 percent.** In the prior month, Alaska lost 100 net payroll jobs.
- Over the past 12 months, **Alaska added 4,900 net payroll jobs** and the **unemployment rate remained unchanged.**
- Nationally, nonfarm payrolls **rose by 22,000 in August, or 0 percent.** Alaska **is tied for 7th** in the nation for percentage gain in nonfarm payroll employment over the past 12 months.
- In August, **Alaska's private sector lost 100 net private payroll jobs**, and over the past 12 months it added 4,600 private payroll jobs. In the prior month, Alaska lost 100 net private payroll jobs.
- In August, employment in Alaska **rose by 277**, and over the past 12 months it rose by 4,603.
- Alaska's labor force participation rate remained steady at 65.2 percent** in August and **ranks 12th** in the nation. In the past 12 months, the labor force participation rate has risen by 0.5 percentage points.

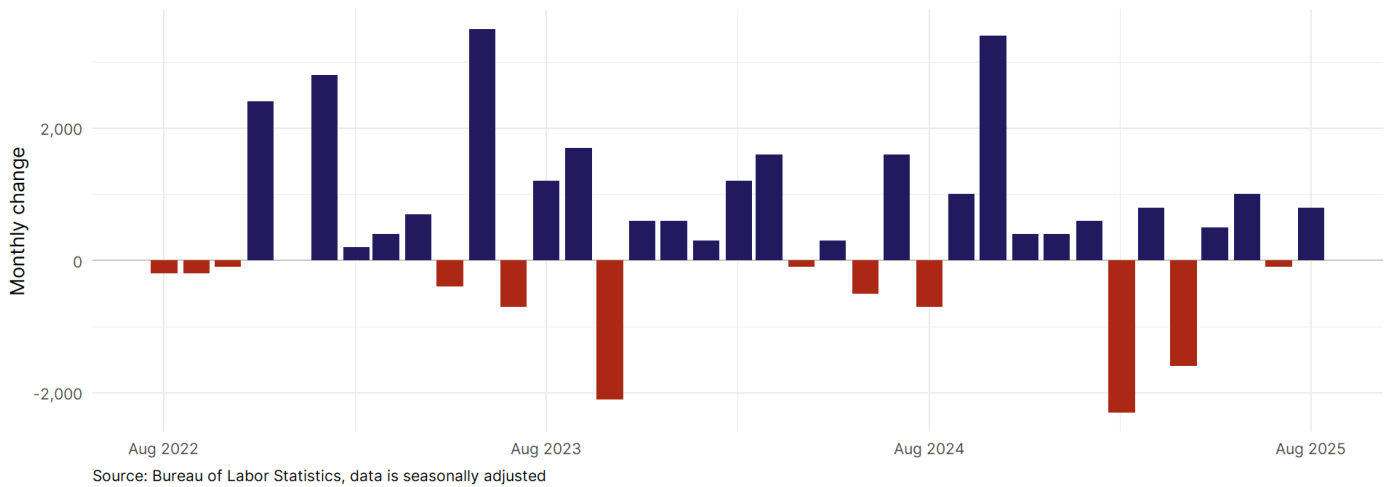
Unemployment Rate in Alaska  
August 2022 to August 2025



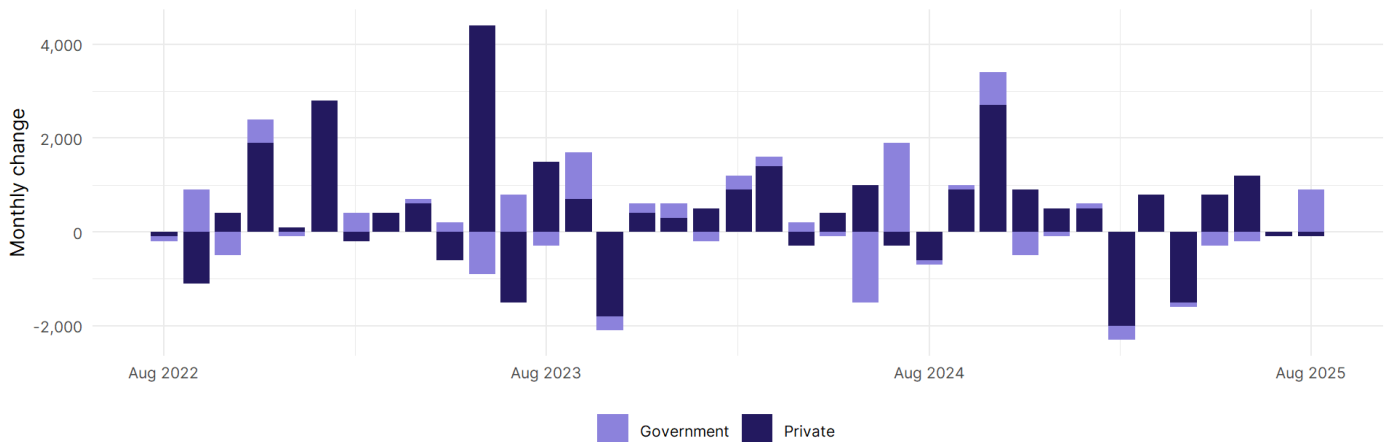
Source: Bureau of Labor Statistics, data is seasonally adjusted

## Alaska Payroll employment

Change in Nonfarm Payrolls in Alaska  
August 2022 to August 2025



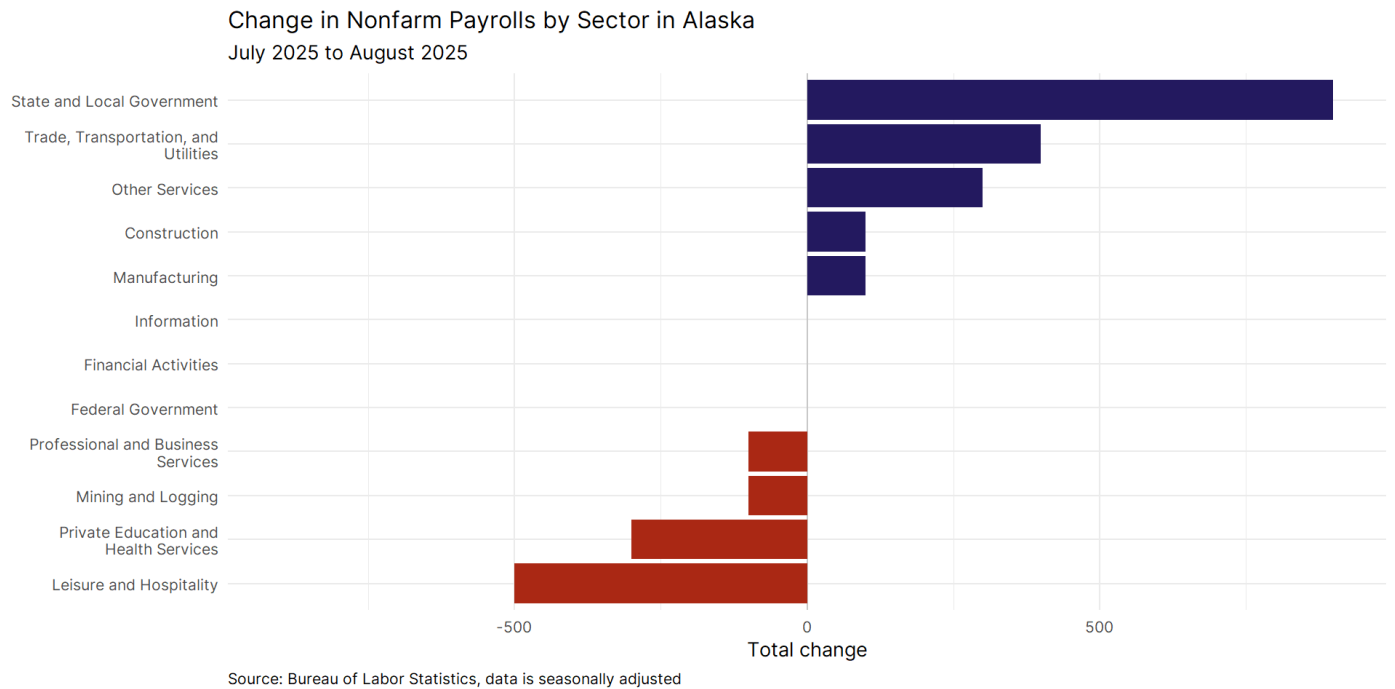
Change in Nonfarm Payrolls by Sector in Alaska  
August 2022 to August 2025



- **Alaska added 800 net payroll jobs, or 0.2 percent**, on a seasonally adjusted basis during August. In the prior month, Alaska lost 100 jobs. Alaska nonfarm payroll employment has increased in **9 of the past 12 months**.
- Nationally, nonfarm payrolls **rose by 22,000 in August, or 0 percent**. Alaska is tied for 7th in the nation for percentage gain in nonfarm payroll employment over the past 12 months.
- **Alaska lost 100 private sector jobs, or 0 percent**, on a seasonally adjusted basis during August. In the prior month, Alaska lost 100 jobs. Alaska private sector payroll employment has increased in **8 of the past 12 months**.
- Nationally, private sector payroll jobs **rose by 38,000 jobs in August, or 0 percent**. Alaska is tied for 4th in the nation for percentage gain in private sector payroll employment over the past 12 months.

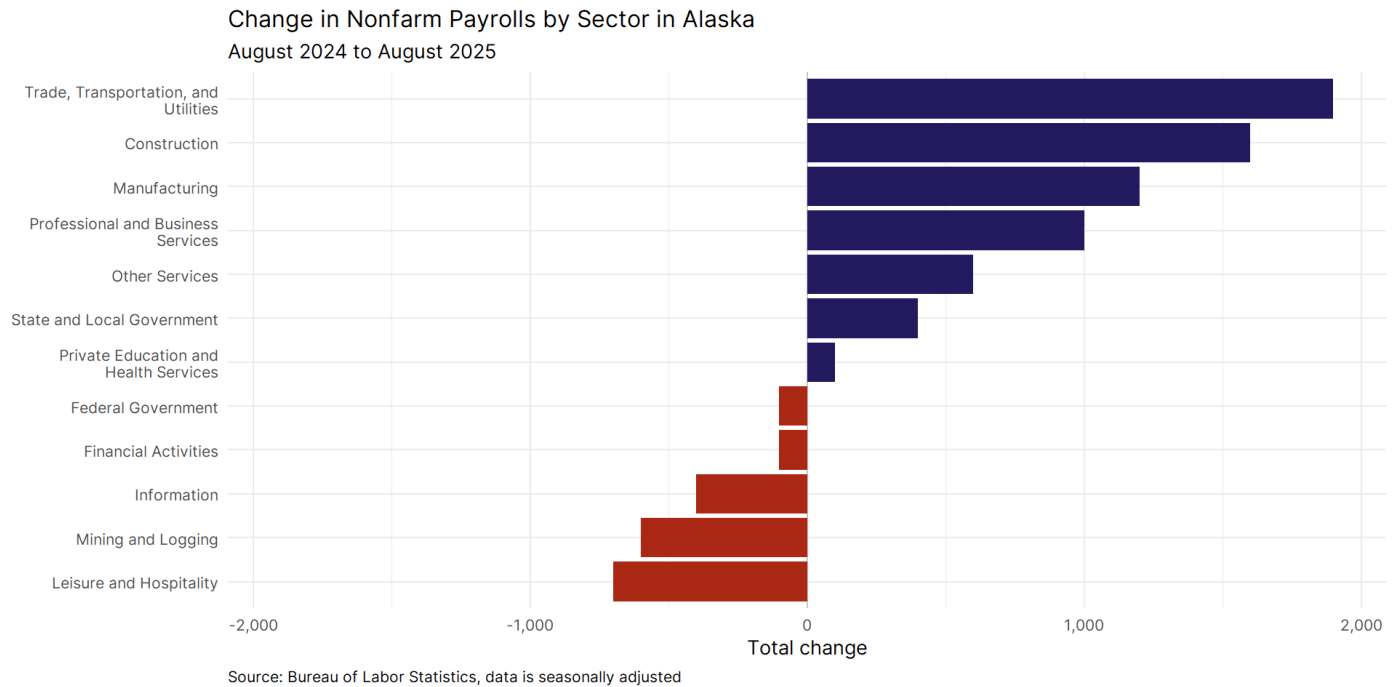
From July 2025 to August 2025:

- The best performing sectors were **State and Local Government** (+900) and **Trade, Transportation, and Utilities** (+400).
- The worst performing sectors were **Leisure and Hospitality** (-500) and **Private Education and Health Services** (-300).



From August 2024 to August 2025:

- The best performing sectors were **Trade, Transportation, and Utilities** (+1,900) and **Construction** (+1,600).
- The worst performing sectors were **Leisure and Hospitality** (-700) and **Mining and Logging** (-600).

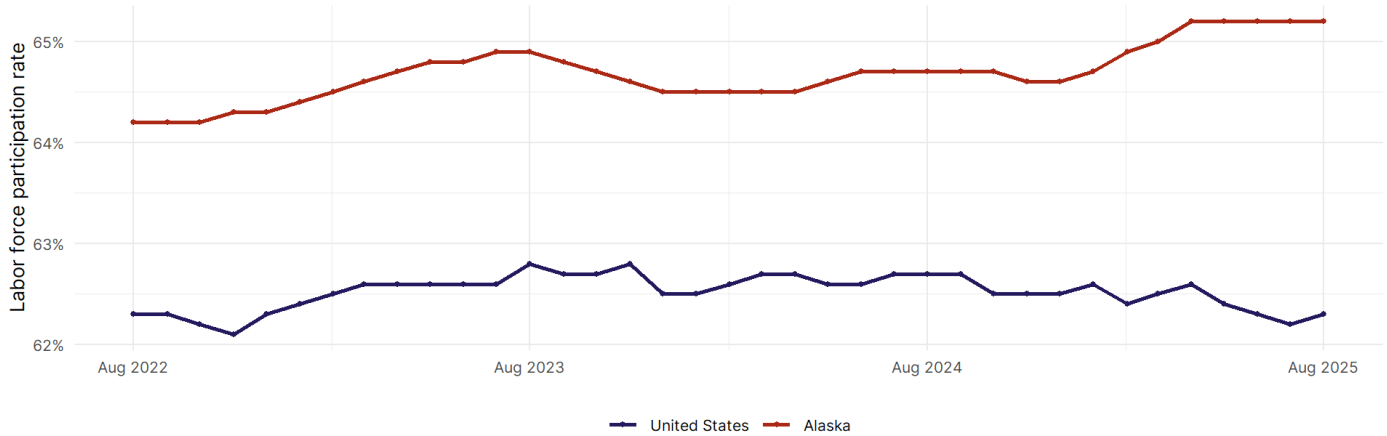


## Alaska Labor force

The labor force participation rate is the percentage of the civilian noninstitutionalized population age 16 and older who are employed or actively looking for work.

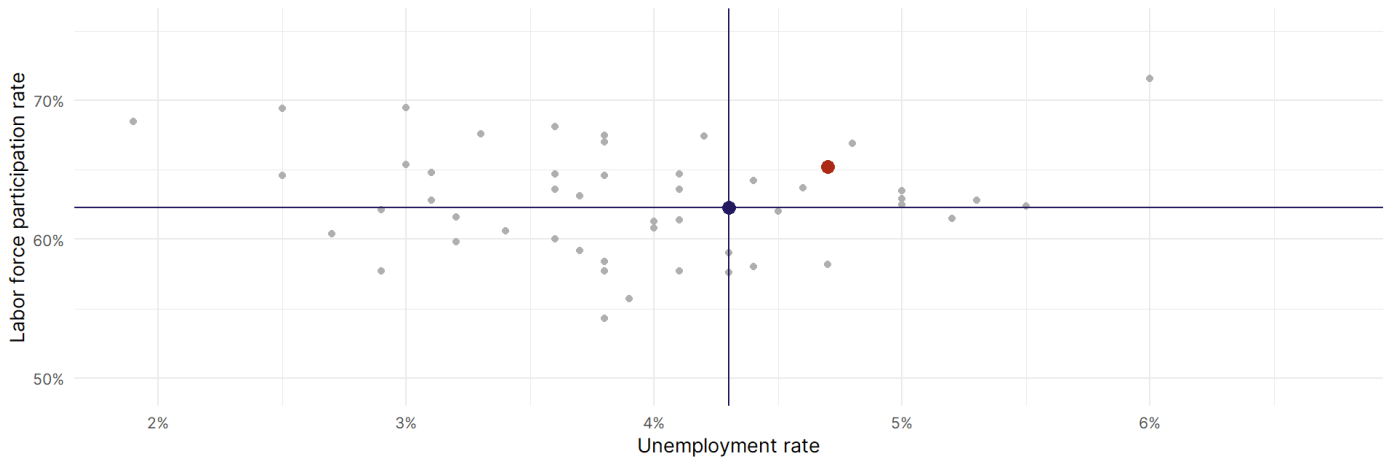
- The labor force participation rate in **Alaska remained unchanged at 65.2 percent in August.**
- **Alaska ranks 12th** in the nation.
- The 10-year high for the labor force participation rate in Alaska was **66.6 percent** in August 2015, and the 10-year low was **61.7 percent** in April 2020.
- The national labor force participation rate **rose by 0.1 percentage points to 62.3 percent** in August.

Labor Force Participation Rate in Alaska  
August 2022 to August 2025



Source: Bureau of Labor Statistics, data is seasonally adjusted

Unemployment and Labor Force Participation Rates by State  
August 2025



Source: Bureau of Labor Statistics, data is seasonally adjusted