



United States Congress

# Joint Economic Committee

EST. 1946

Republicans

Representative David Schweikert, *Chairman*



## Arizona

### Employment Update



August 2025 | Released September 19, 2025

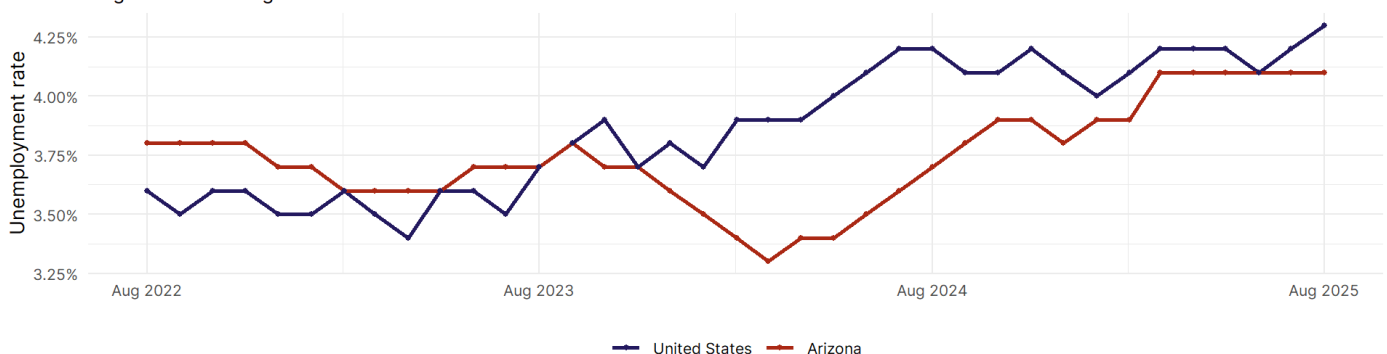
### United States Employment Snapshot

- In August, among the 50 states and the District of Columbia **unemployment fell in 13, rose in 12, and remained unchanged in 26.**
- The highest unemployment rate was 6 percent in **District of Columbia**, and the lowest was 1.9 percent in **South Dakota**. Nationally, the unemployment rate rose by 0.1 percentage point to 4.3 percent.
- In August, **payroll jobs rose in 32 states and fell in 18.** The largest payroll job percent increase was 0.5 percent in **Utah**. The largest payroll job percent decline was 0.7 percent in **District of Columbia**.

### Arizona Employment Snapshot

- In August, **Arizona added 700 net payroll jobs** and the **unemployment rate remained unchanged at 4.1 percent**. In the prior month, Arizona added 2,700 net payroll jobs.
- Over the past 12 months, **Arizona added 41,400 net payroll jobs** and the **unemployment rate rose by 0.4 percentage points from 3.7 percent**.
- Nationally, nonfarm payrolls **rose by 22,000 in August, or 0 percent**. Arizona **is tied for 13th** in the nation for percentage gain in nonfarm payroll employment over the past 12 months.
- In August, **Arizona's private sector added 5,100 net private payroll jobs**, and over the past 12 months it added 40,800 private payroll jobs. In the prior month, Arizona added 2,300 net private payroll jobs.
- In August, employment in Arizona **rose by 2,825**, and over the past 12 months it rose by 32,946.
- **Arizona's labor force participation rate remained steady at 61.4 percent** in August and **ranks 34th** in the nation. In the past 12 months, the labor force participation rate has fallen by 0.1 percentage points.

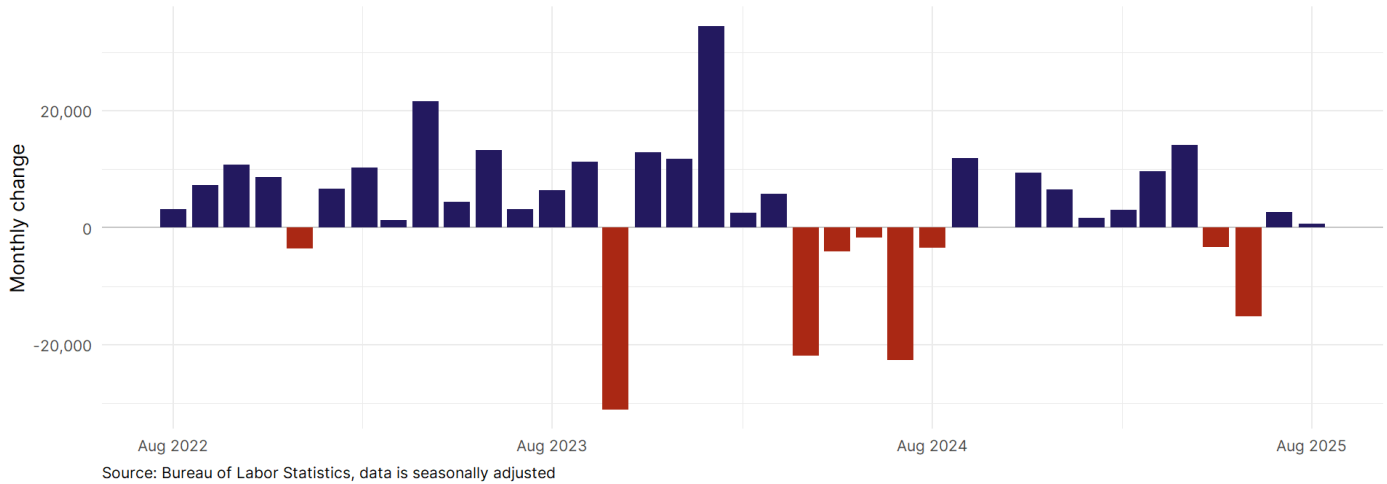
Unemployment Rate in Arizona  
August 2022 to August 2025



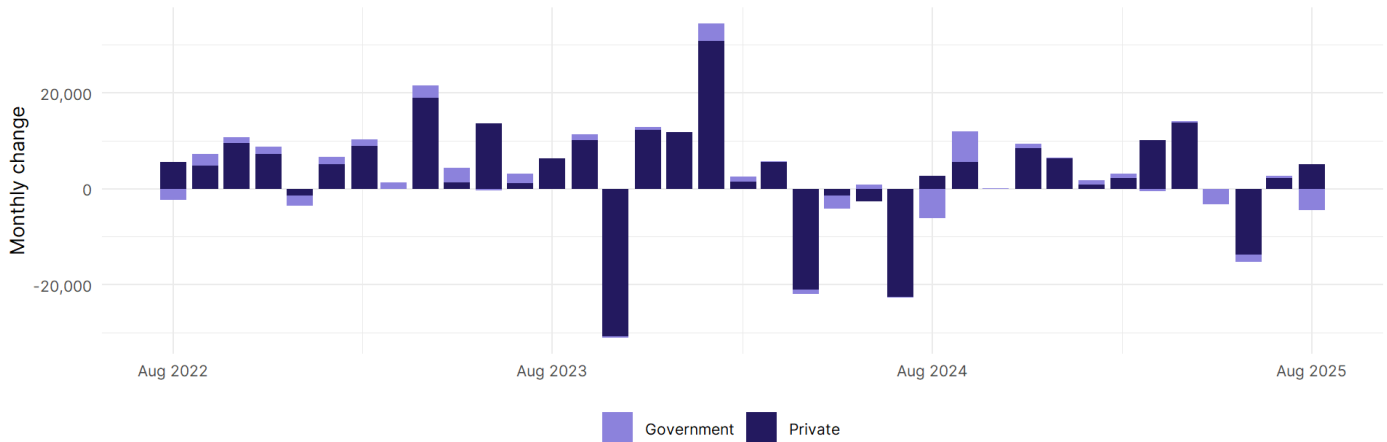
Source: Bureau of Labor Statistics, data is seasonally adjusted

## Arizona Payroll employment

Change in Nonfarm Payrolls in Arizona  
August 2022 to August 2025



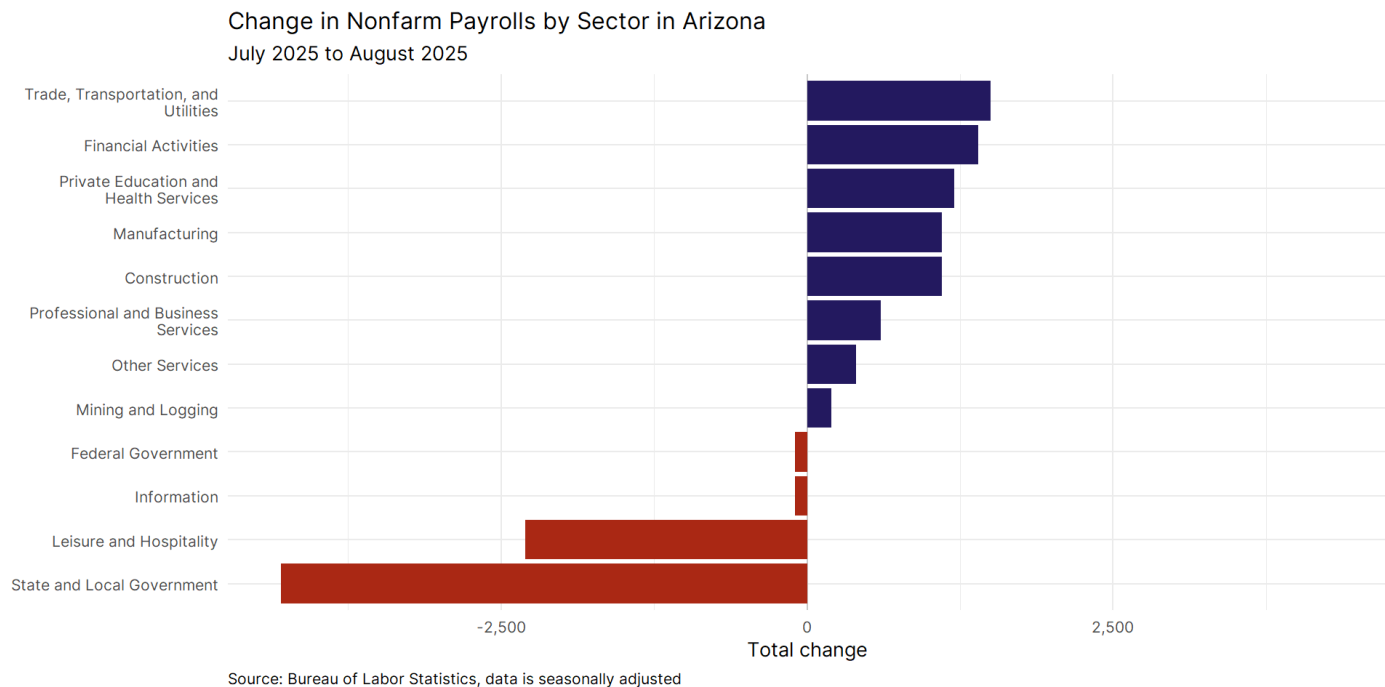
Change in Nonfarm Payrolls by Sector in Arizona  
August 2022 to August 2025



- **Arizona added 700 net payroll jobs, or 0 percent**, on a seasonally adjusted basis during August. In the prior month, Arizona added 2,700 jobs. Arizona nonfarm payroll employment has increased in **10 of the past 12 months**.
- Nationally, nonfarm payrolls **rose by 22,000 in August, or 0 percent**. Arizona is tied for 13th in the nation for percentage gain in nonfarm payroll employment over the past 12 months.
- **Arizona added 5,100 private sector jobs, or 0.2 percent**, on a seasonally adjusted basis during August. In the prior month, Arizona added 2,300 jobs. Arizona private sector payroll employment has increased in **9 of the past 12 months**.
- Nationally, private sector payroll jobs **rose by 38,000 jobs in August, or 0 percent**. Arizona is tied for 8th in the nation for percentage gain in private sector payroll employment over the past 12 months.

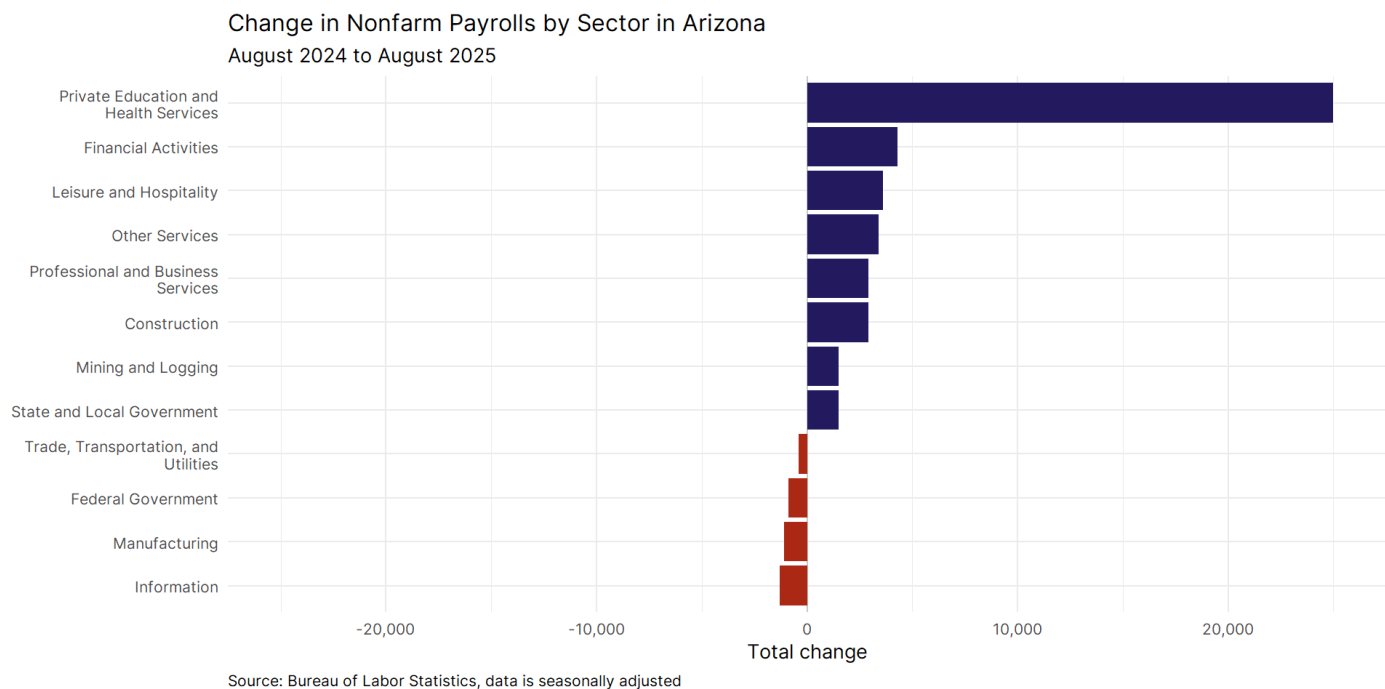
From July 2025 to August 2025:

- The best performing sectors were **Trade, Transportation, and Utilities** (+1,500) and **Financial Activities** (+1,400).
- The worst performing sectors were **State and Local Government** (-4,300) and **Leisure and Hospitality** (-2,300).



From August 2024 to August 2025:

- The best performing sectors were **Private Education and Health Services** (+25,000) and **Financial Activities** (+4,300).
- The worst performing sectors were **Information** (-1,300) and **Manufacturing** (-1,100).



## Arizona Labor force

The labor force participation rate is the percentage of the civilian noninstitutionalized population age 16 and older who are employed or actively looking for work.

- The labor force participation rate in **Arizona remained unchanged at 61.4 percent in August.**
- **Arizona ranks 34th** in the nation.
- The 10-year high for the labor force participation rate in Arizona was **62.2 percent** occurring in December 2019, and the 10-year low was **60 percent** occurring in November 2015.
- The national labor force participation rate **rose by 0.1 percentage points to 62.3 percent** in August.

