



United States Congress

# Joint Economic Committee

Est. 1946

Republicans

Representative David Schweikert, *Chairman*



## Arkansas Employment Update



April 2025 | Released May 21, 2025

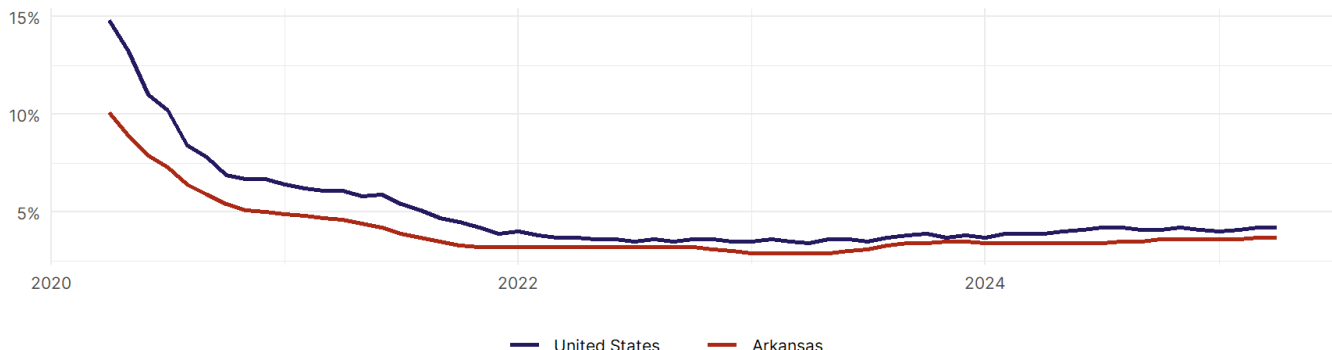
### United States Employment Snapshot

- In April, among the 50 states and the District of Columbia **unemployment fell in 5, rose in 20, and remained unchanged in 26.**
- The highest unemployment rate was 5.8 percent in **District of Columbia**, and the lowest was 1.8 percent in **South Dakota**. Nationally, the unemployment rate remained unchanged in April.
- In April, **payroll jobs rose in 40 states and fell in 11.** The largest payroll job percent increase was 0.4 percent in **Mississippi**. The largest payroll job percent decline was 0.2 percent in **Vermont**.

### Arkansas Employment Snapshot

- In April, **Arkansas lost 1,200 net payroll jobs** and the **unemployment rate remained unchanged at 3.7 percent.** In the prior month, Arkansas added 100 net payroll jobs.
- Over the past 12 months, **Arkansas added 17,800 net payroll jobs** and the **unemployment rate rose by 0.3 percentage points from 3.4 percent.**
- Nationally, nonfarm payrolls **rose by 177,000 in April, or 0.1 percent.** Arkansas **is tied for 13th** in the nation for percentage gain in nonfarm payroll employment over the past 12 months.
- In April, **Arkansas's private sector lost 1,400 net private payroll jobs**, and over the past 12 months it added 16,900 private payroll jobs. In the prior month, Arkansas added 100 net private payroll jobs.
- In April, employment in Arkansas **rose by 1,406**, and over the past 12 months it rose by 14,459.
- **Arkansas's labor force participation rate remained steady at 58.4 percent** in April and **is tied for 43rd** in the nation. In the past 12 months, the labor force participation rate has risen by 0.3 percentage points.

Arkansas  
Unemployment Rate

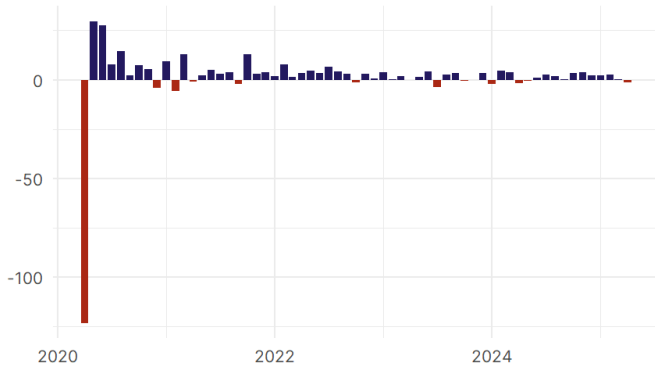


Source: Bureau of Labor Statistics, data is seasonally adjusted

## Arkansas Payroll Employment

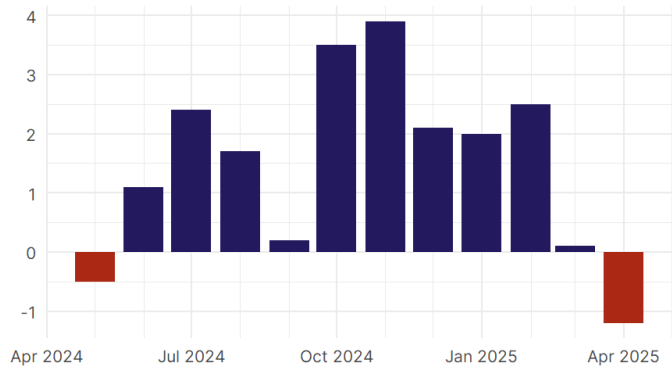
### Arkansas Nonfarm Payroll Jobs

Monthly change, past five years (thousands)



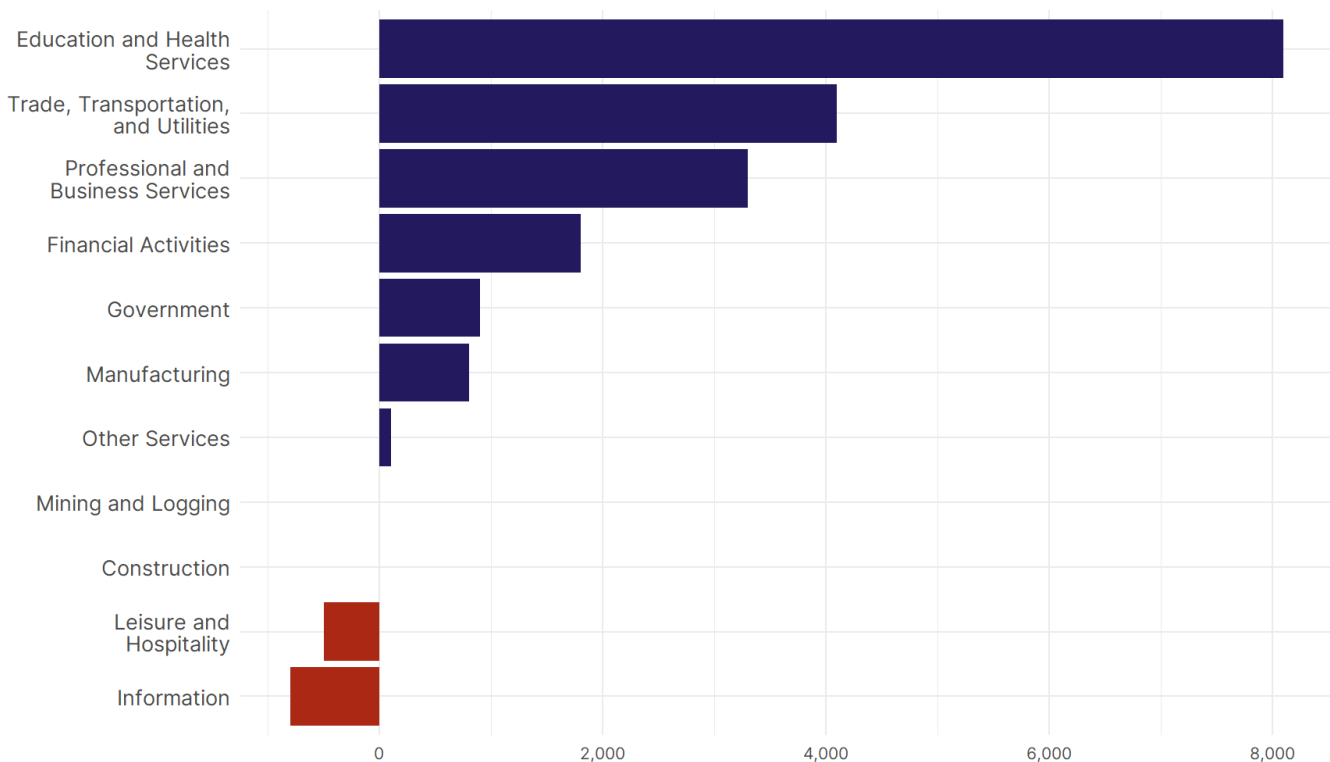
### Arkansas Nonfarm Payroll Jobs

Monthly change, past 12 months (thousands)



- **Arkansas lost 1,200 net payroll jobs, or -0.1 percent,** on a seasonally adjusted basis during April. In the prior month, Arkansas added 100 jobs. Arkansas nonfarm payroll employment has increased in **10 of the past 12 months.**
- Nationally, nonfarm payrolls **rose by 177,000 in April, or 0.1 percent.** Arkansas is tied for 13th in the nation for percentage gain in nonfarm payroll employment over the past 12 months.
- **Arkansas lost 1,400 private sector jobs, or -0.1 percent,** on a seasonally adjusted basis during April. In the prior month, Arkansas added 100 jobs. Arkansas private sector payroll employment has increased in **10 of the past 12 months.**
- Nationally, private sector payroll jobs **rose by 167,000 jobs in April, or 0.1 percent.** Arkansas is tied for 8th in the nation for percentage gain in private sector payroll employment over the past 12 months.

### Change in Arkansas Payroll Employment by Sector over past 12 months



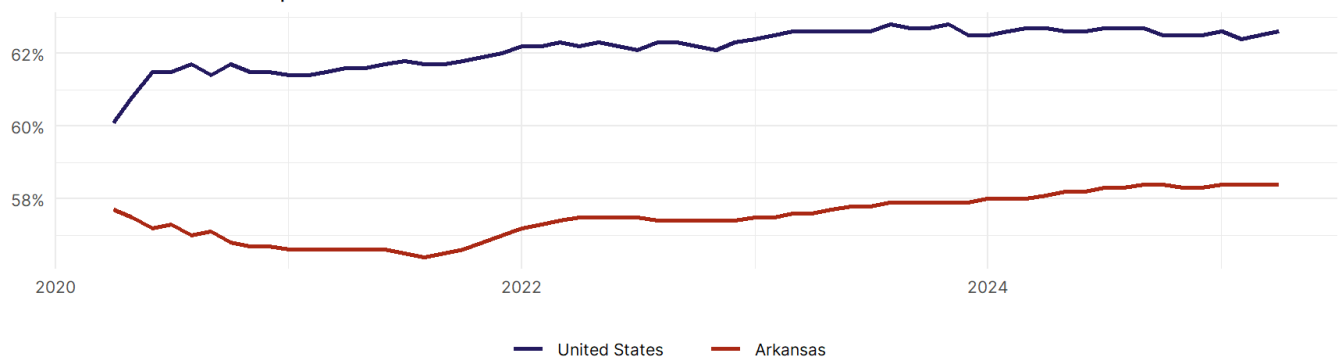
- The best performing sectors on a seasonally adjusted basis during April were **Professional and Business Services (1,300)** and **Education and Health Services (400)**.
- The poorest performing sectors during the month were **Manufacturing (-1,200)** and **Leisure and Hospitality (-1,800)**.
- The best performing sectors during the last 12 months were **Education and Health Services (8,100)** and **Trade, Transportation, and Utilities (4,100)**.
- The poorest performing sectors during the last 12 months were **Leisure and Hospitality (-500)** and **Information (-800)**.

## Arkansas Labor Force

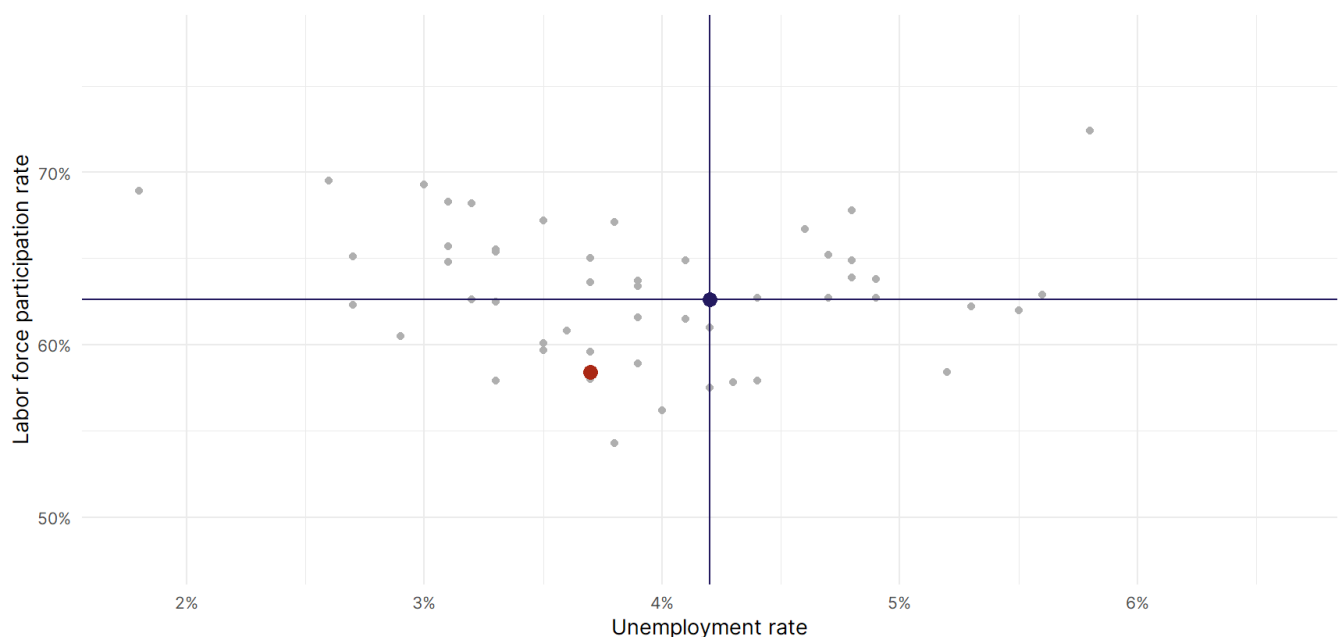
The labor force participation rate is the percentage of the civilian noninstitutionalized population age 16 and older who are employed or actively looking for work.

- The labor force participation rate in **Arkansas remained unchanged at 58.4 percent in April**.
- **Arkansas is tied for 43rd** in the nation.
- The 10-year high for the labor force participation rate in Arkansas was **58.6 percent** in March 2020, and the 10-year low was **56.4 percent** in August 2021.
- The national labor force participation rate **rose by 0.1 percentage points to 62.6 percent** in April.

Arkansas  
Labor Force Participation Rate



Source: Bureau of Labor Statistics, data is seasonally adjusted



Source: Bureau of Labor Statistics, data is seasonally adjusted