



United States Congress

# Joint Economic Committee

Est. 1946

Republicans

Representative David Schweikert, *Chairman*



## Colorado Employment Update



April 2025 | Released May 21, 2025

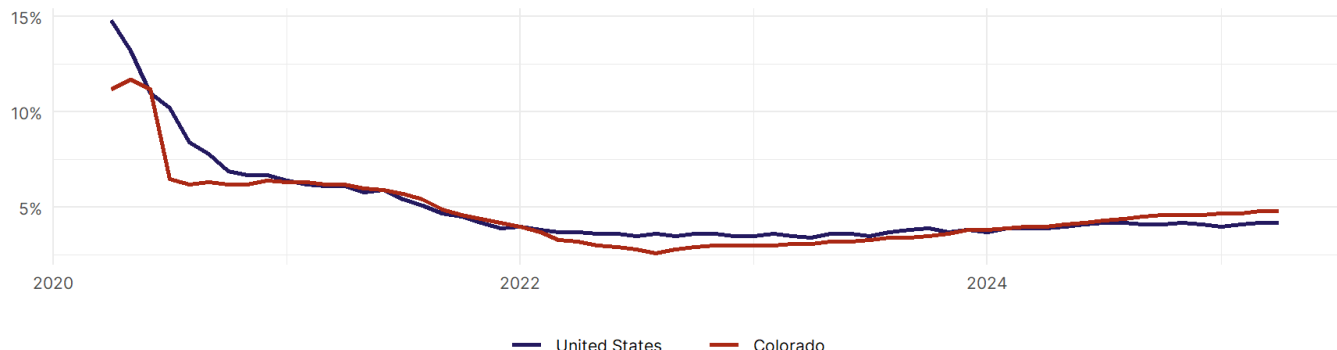
### United States Employment Snapshot

- In April, among the 50 states and the District of Columbia **unemployment fell in 5, rose in 20, and remained unchanged in 26.**
- The highest unemployment rate was 5.8 percent in **District of Columbia**, and the lowest was 1.8 percent in **South Dakota**. Nationally, the unemployment rate remained unchanged in April.
- In April, **payroll jobs rose in 40 states and fell in 11.** The largest payroll job percent increase was 0.4 percent in **Mississippi**. The largest payroll job percent decline was 0.2 percent in **Vermont**.

### Colorado Employment Snapshot

- In April, **Colorado added 8,400 net payroll jobs** and the **unemployment rate remained unchanged at 4.8 percent.** In the prior month, Colorado added 7,600 net payroll jobs.
- Over the past 12 months, **Colorado added 23,200 net payroll jobs** and the **unemployment rate rose by 0.8 percentage points from 4 percent.**
- Nationally, nonfarm payrolls **rose by 177,000 in April, or 0.1 percent.** Colorado **is tied for 27th** in the nation for percentage gain in nonfarm payroll employment over the past 12 months.
- In April, **Colorado's private sector added 6,900 net private payroll jobs**, and over the past 12 months it added 9,000 private payroll jobs. In the prior month, Colorado added 7,300 net private payroll jobs.
- In April, employment in Colorado **rose by 491**, and over the past 12 months it fell by 2,593.
- **Colorado's labor force participation rate remained steady at 67.8 percent** in April and **ranks 7th** in the nation. In the past 12 months, the labor force participation rate has fallen by 0.2 percentage points.

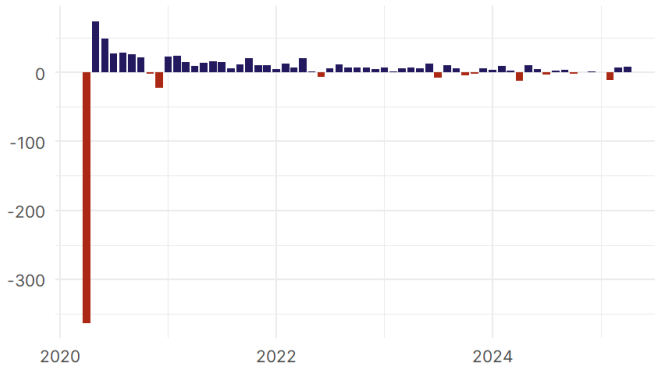
Colorado  
Unemployment Rate



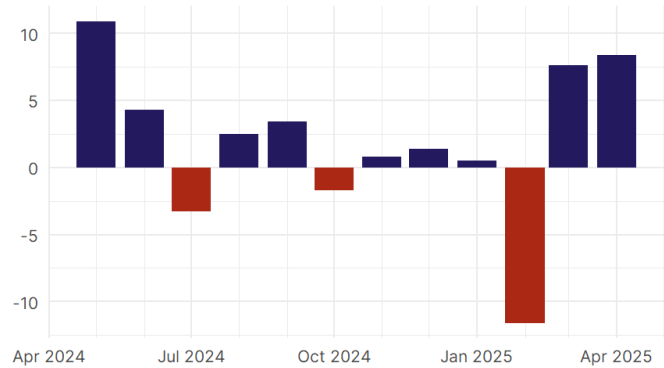
Source: Bureau of Labor Statistics, data is seasonally adjusted

## Colorado Payroll Employment

Colorado Nonfarm Payroll Jobs  
Monthly change, past five years (thousands)

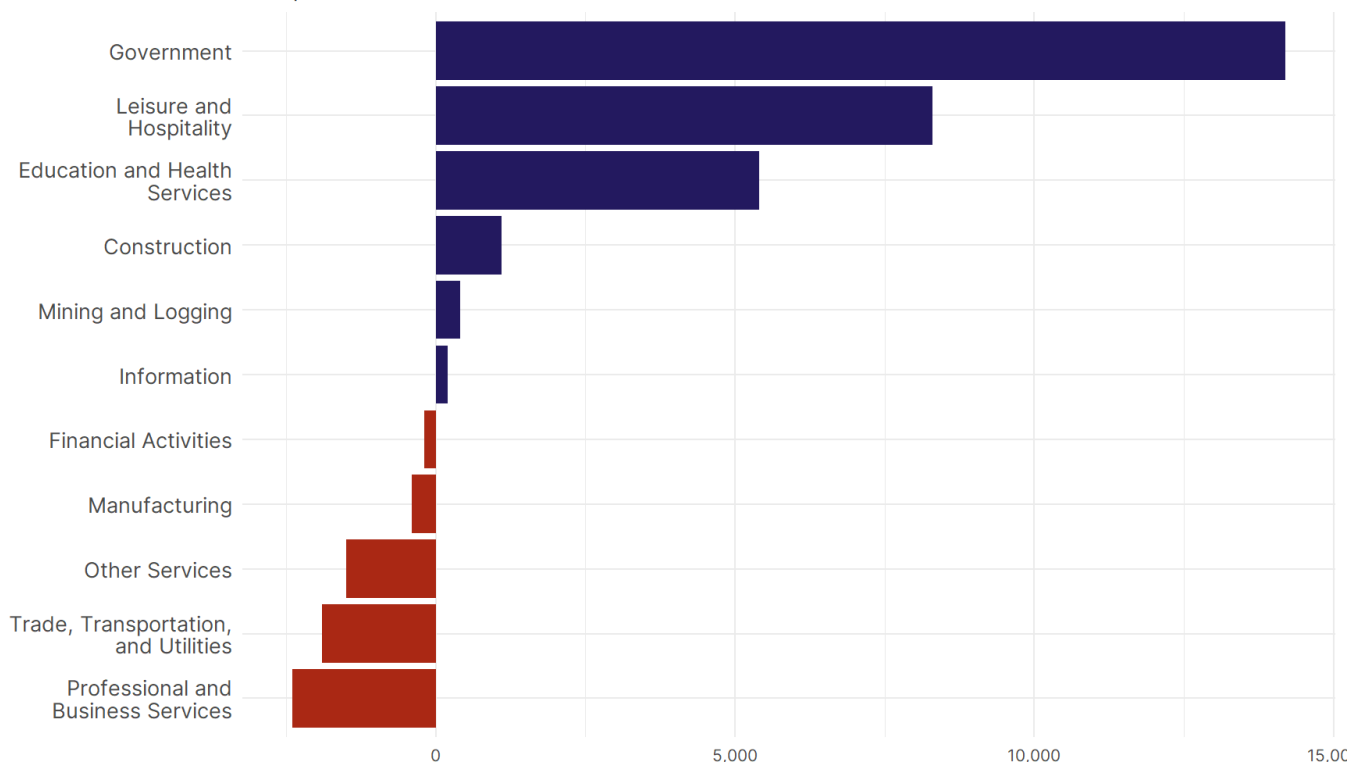


Colorado Nonfarm Payroll Jobs  
Monthly change, past 12 months (thousands)



- **Colorado added 8,400 net payroll jobs, or 0.3 percent,** on a seasonally adjusted basis during April. In the prior month, Colorado added 7,600 jobs. Colorado nonfarm payroll employment has increased in **9 of the past 12 months**.
- Nationally, nonfarm payrolls **rose by 177,000 in April, or 0.1 percent**. Colorado is tied for 27th in the nation for percentage gain in nonfarm payroll employment over the past 12 months.
- **Colorado added 6,900 private sector jobs, or 0.3 percent,** on a seasonally adjusted basis during April. In the prior month, Colorado added 7,300 jobs. Colorado private sector payroll employment has increased in **6 of the past 12 months**.
- Nationally, private sector payroll jobs **rose by 167,000 jobs in April, or 0.1 percent**. Colorado is tied for 39th in the nation for percentage gain in private sector payroll employment over the past 12 months.

Change in Colorado  
Payroll Employment by Sector  
over past 12 months

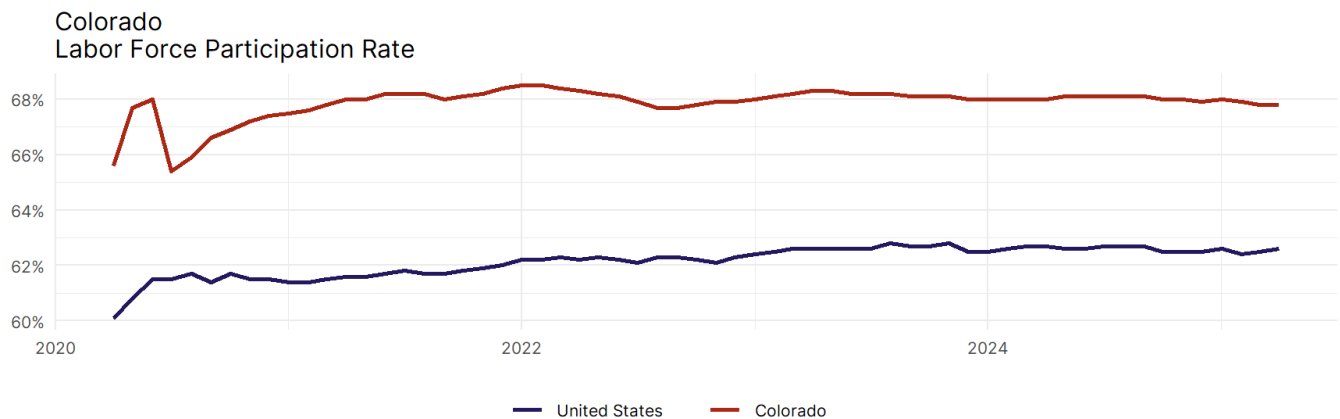


- The best performing sectors on a seasonally adjusted basis during April were **Education and Health Services (4,800)** and **Leisure and Hospitality (4,300)**.
- The poorest performing sectors during the month were **Manufacturing (-800)** and **Professional and Business Services (-2,600)**.
- The best performing sectors during the last 12 months were **Government (14,200)** and **Leisure and Hospitality (8,300)**.
- The poorest performing sectors during the last 12 months were **Trade, Transportation, and Utilities (-1,900)** and **Professional and Business Services (-2,400)**.

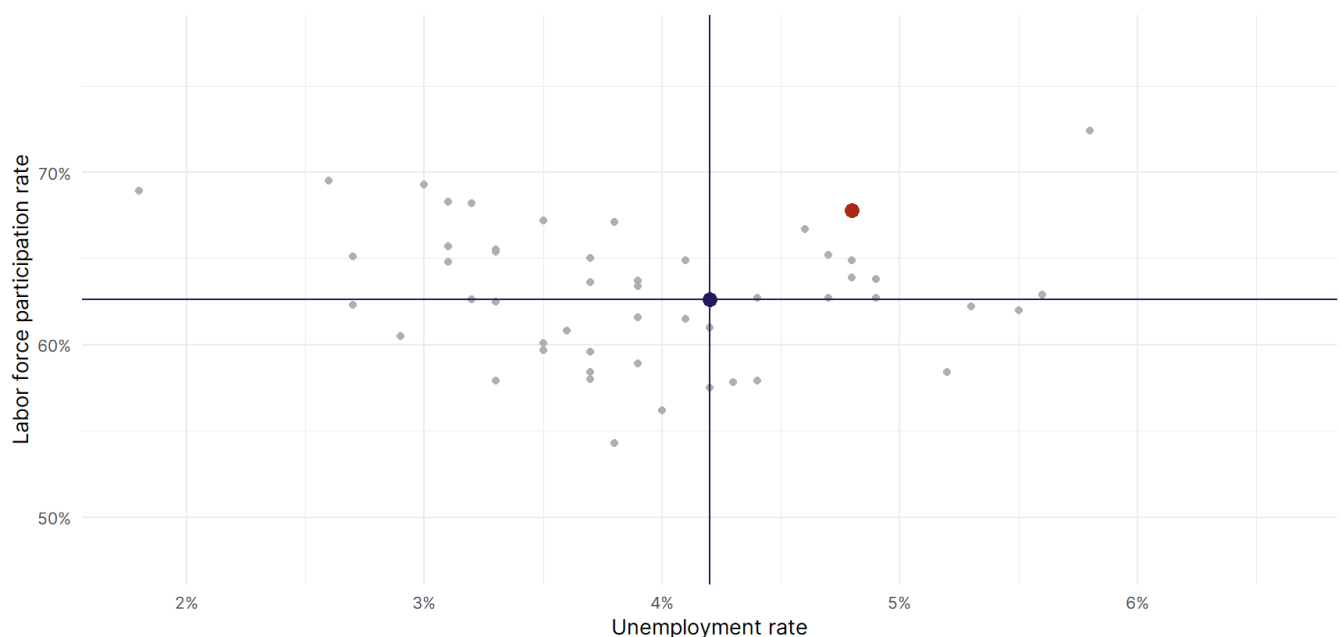
### Colorado Labor Force

The labor force participation rate is the percentage of the civilian noninstitutionalized population age 16 and older who are employed or actively looking for work.

- The labor force participation rate in **Colorado remained unchanged at 67.8 percent in April**.
- **Colorado ranks 7th** in the nation.
- The 10-year high for the labor force participation rate in Colorado was **68.8 percent** occurring in January 2020, and the 10-year low was **65.4 percent** in July 2020.
- The national labor force participation rate **rose by 0.1 percentage points to 62.6 percent** in April.



Source: Bureau of Labor Statistics, data is seasonally adjusted



Source: Bureau of Labor Statistics, data is seasonally adjusted