



United States Congress

# Joint Economic Committee


Est. 1946

Republicans

Representative David Schweikert, *Chairman*



## District of Columbia Employment Update



April 2025 | Released May 21, 2025

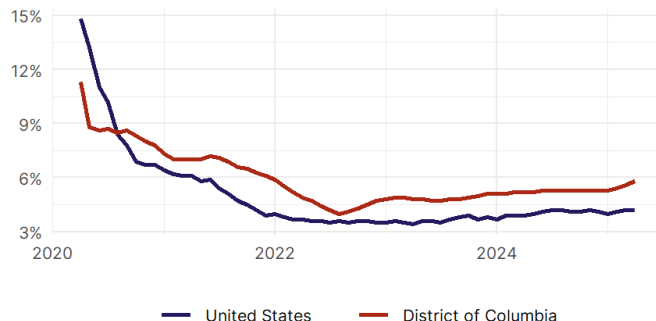
### United States Employment Snapshot

- In April, among the 50 states and the District of Columbia **unemployment fell in 5, rose in 20, and remained unchanged in 26.**
- The highest unemployment rate was 5.8 percent in **District of Columbia**, and the lowest was 1.8 percent in **South Dakota**. Nationally, the unemployment rate remained unchanged in April.
- In April, **payroll jobs rose in 40 states and fell in 11.** The largest payroll job percent increase was 0.4 percent in **Mississippi**. The largest payroll job percent decline was 0.2 percent in **Vermont**.

### District of Columbia Employment Snapshot

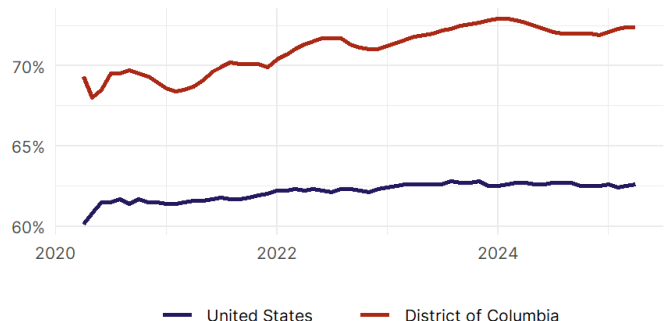
- In April, **District of Columbia lost 600 net payroll jobs** and the **unemployment rate rose by 0.2 percentage point to 5.8 percent.** In the prior month, District of Columbia added 1,400 net payroll jobs.
- Over the past 12 months, **District of Columbia lost 700 net payroll jobs** and the **unemployment rate rose by 0.6 percentage points from 5.2 percent.**
- Nationally, nonfarm payrolls **rose by 177,000 in April, or 0.1 percent.** District of Columbia **is tied for 49th** in the nation for percentage gain in nonfarm payroll employment over the past 12 months.
- In April, **District of Columbia's private sector added 400 net private payroll jobs**, and over the past 12 months it added 2,000 private payroll jobs. In the prior month, District of Columbia added 500 net private payroll jobs.
- In April, employment in District of Columbia **fell by 452**, and over the past 12 months it rose by 2,575.
- **District of Columbia's labor force participation rate remained steady at 72.4 percent** in April and **ranks 1st** in the nation. In the past 12 months, the labor force participation rate has fallen by 0.3 percentage points.

District of Columbia  
Unemployment Rate



Source: Bureau of Labor Statistics, data is seasonally adjusted

District of Columbia  
Labor Force Participation Rate



Source: Bureau of Labor Statistics, data is seasonally adjusted

Read the full release (<https://www.jec.senate.gov/public/index.cfm/republicans/dc/>)