



United States Congress

Joint Economic Committee


EST. 1946

Republicans

Representative David Schweikert, *Chairman*



District of Columbia Employment Update



August 2025 | Released September 19, 2025

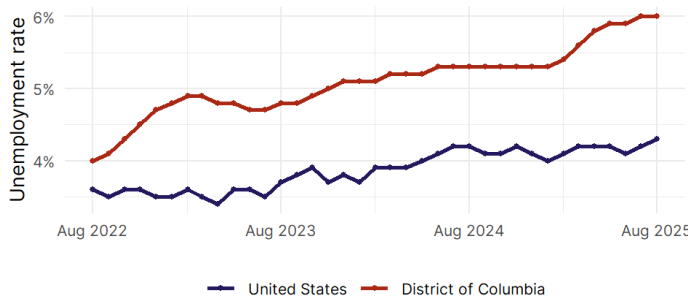
United States Employment Snapshot

- In August, among the 50 states and the District of Columbia **unemployment fell in 13, rose in 12, and remained unchanged in 26.**
- The highest unemployment rate was 6 percent in **District of Columbia**, and the lowest was 1.9 percent in **South Dakota**. Nationally, the unemployment rate rose by 0.1 percentage point to 4.3 percent.
- In August, **payroll jobs rose in 32 states and fell in 18.** The largest payroll job percent increase was 0.5 percent in **Utah**. The largest payroll job percent decline was 0.7 percent in **District of Columbia**.

District of Columbia Employment Snapshot

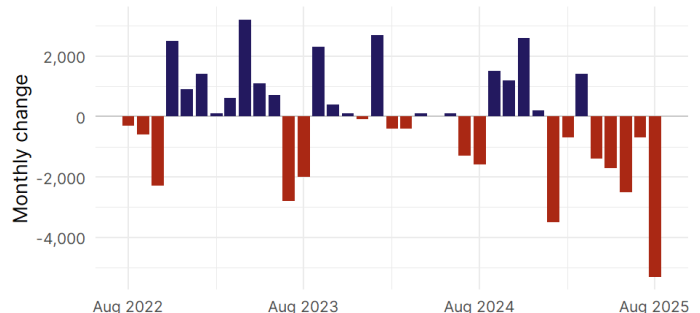
- In August, **District of Columbia lost 5,300 net payroll jobs** and the **unemployment rate remained unchanged at 6 percent.** In the prior month, District of Columbia lost 700 net payroll jobs.
- Over the past 12 months, **District of Columbia lost 8,900 net payroll jobs** and the **unemployment rate rose by 0.7 percentage points from 5.3 percent.**
- Nationally, nonfarm payrolls **rose by 22,000 in August, or 0 percent.** District of Columbia **ranks 51st** in the nation for percentage gain in nonfarm payroll employment over the past 12 months.
- In August, **District of Columbia's private sector lost 2,800 net private payroll jobs**, and over the past 12 months it lost 1,700 private payroll jobs. In the prior month, District of Columbia remained unchanged with 0 net private payroll jobs.
- In August, employment in District of Columbia **fell by 1,533**, and over the past 12 months it rose by 289.
- **District of Columbia's labor force participation rate fell to 71.6 percent** in August from 71.9 percent and **ranks 1st** in the nation. In the past 12 months, the labor force participation rate has fallen by 0.4 percentage points.

Unemployment Rate in District of Columbia
August 2022 to August 2025



Source: Bureau of Labor Statistics, data is seasonally adjusted

Change in Nonfarm Payrolls in District of Columbia
August 2022 to August 2025



Source: Bureau of Labor Statistics, data is seasonally adjusted

Read the full release (<https://www.jec.senate.gov/public/index.cfm/republicans/dc/>)