



United States Congress

Joint Economic Committee

EST. 1946


Republicans

Representative David Schweikert, *Chairman*



Florida

Employment Update



June 2025 | Released July 18, 2025

United States Employment Snapshot

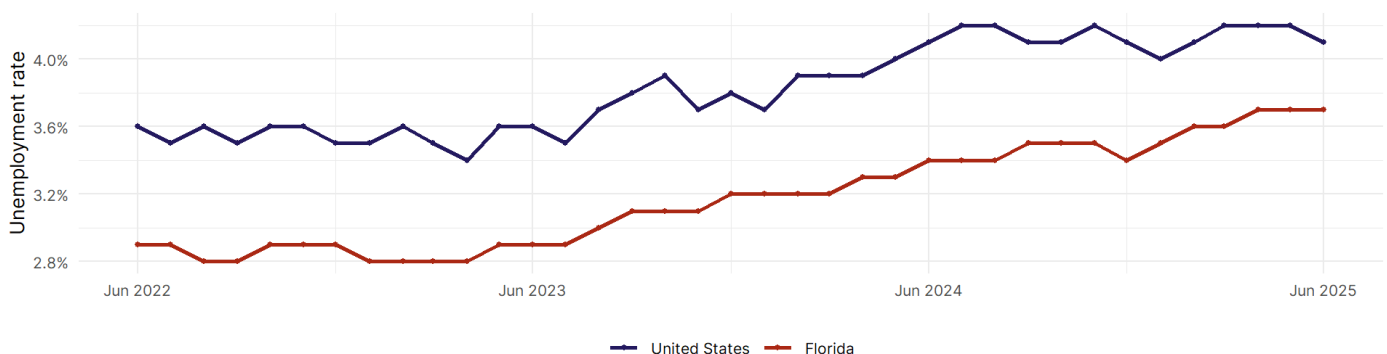
- In June, among the 50 states and the District of Columbia **unemployment fell in 11, rose in 7, and remained unchanged in 33.**
- The highest unemployment rate was 5.9 percent in **District of Columbia**, and the lowest was 1.8 percent in **South Dakota**. Nationally, the unemployment rate fell by 0.1 percentage point to 4.1 percent.
- In June, **payroll jobs rose in 27 states and fell in 24.** The largest payroll job percent increase was 0.9 percent in **Alaska**. The largest payroll job percent decline was 0.5 percent in **Rhode Island**.

Florida Employment Snapshot

- In June, **Florida lost 20,000 net payroll jobs** and the **unemployment rate remained unchanged at 3.7 percent.** In the prior month, Florida added 16,400 net payroll jobs.
- Over the past 12 months, **Florida added 142,300 net payroll jobs** and the **unemployment rate rose by 0.3 percentage points from 3.4 percent.**
- Nationally, nonfarm payrolls **rose by 147,000 in June, or 0.1 percent.** Florida **is tied for 12th** in the nation for percentage gain in nonfarm payroll employment over the past 12 months.
- In June, **Florida's private sector lost 21,000 net private payroll jobs**, and over the past 12 months it added 128,100 private payroll jobs. In the prior month, Florida added 17,900 net private payroll jobs.
- In June, employment in Florida **fell by 9,171**, and over the past 12 months it fell by 12,926.
- Florida's labor force participation rate fell to 57.8 percent** in June from 57.9 percent and **is tied for 47th** in the nation. In the past 12 months, the labor force participation rate has fallen by 0.8 percentage points.

Unemployment Rate in Florida

June 2022 to June 2025

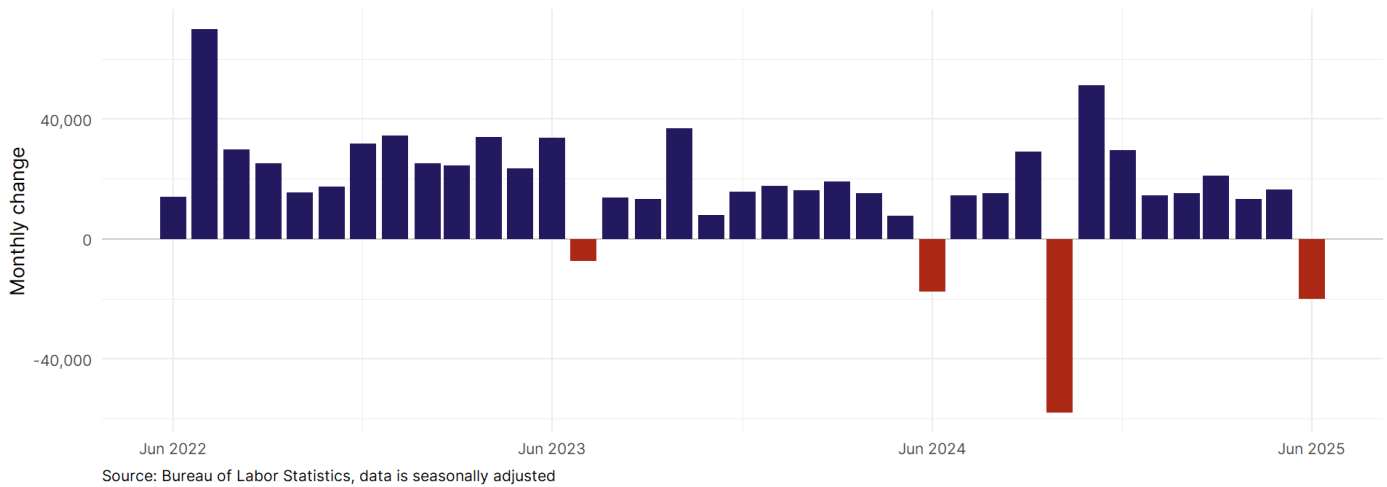


Source: Bureau of Labor Statistics, data is seasonally adjusted

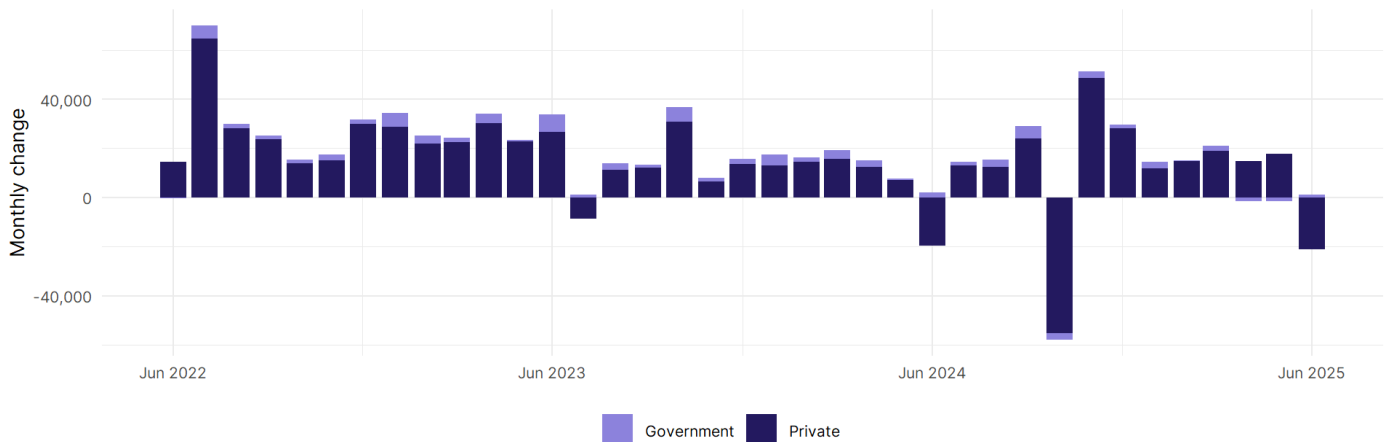
Loading [MathJax]/extensions/MathZoom.js

Florida Payroll employment

Change in Nonfarm Payrolls in Florida
June 2022 to June 2025



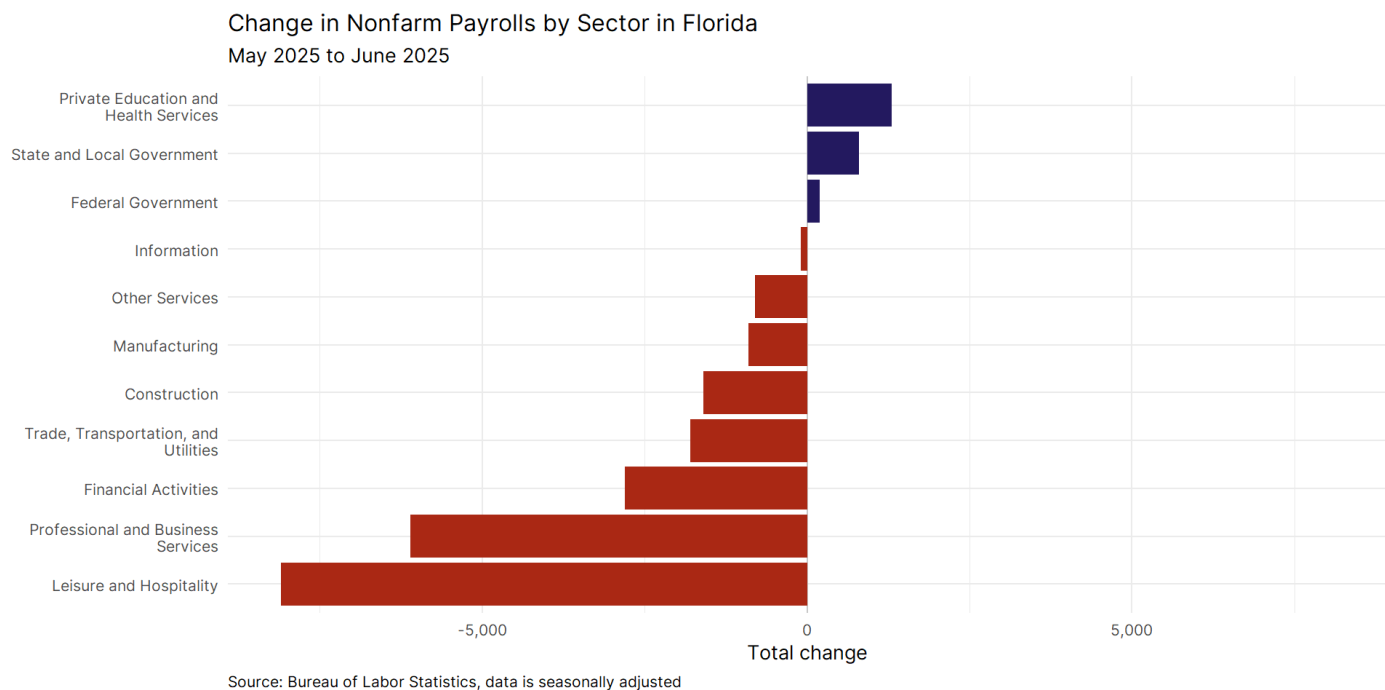
Change in Nonfarm Payrolls by Sector in Florida
June 2022 to June 2025



- **Florida lost 20,000 net payroll jobs, or -0.2 percent**, on a seasonally adjusted basis during June. In the prior month, Florida added 16,400 jobs. Florida nonfarm payroll employment has increased in **10 of the past 12 months**.
- Nationally, nonfarm payrolls **rose by 147,000 in June, or 0.1 percent**. Florida is tied for 12th in the nation for percentage gain in nonfarm payroll employment over the past 12 months.
- **Florida lost 21,000 private sector jobs, or -0.2 percent**, on a seasonally adjusted basis during June. In the prior month, Florida added 17,900 jobs. Florida private sector payroll employment has increased in **10 of the past 12 months**.
- Nationally, private sector payroll jobs **rose by 74,000 jobs in June, or 0.1 percent**. Florida is tied for 10th in the nation for percentage gain in private sector payroll employment over the past 12 months.

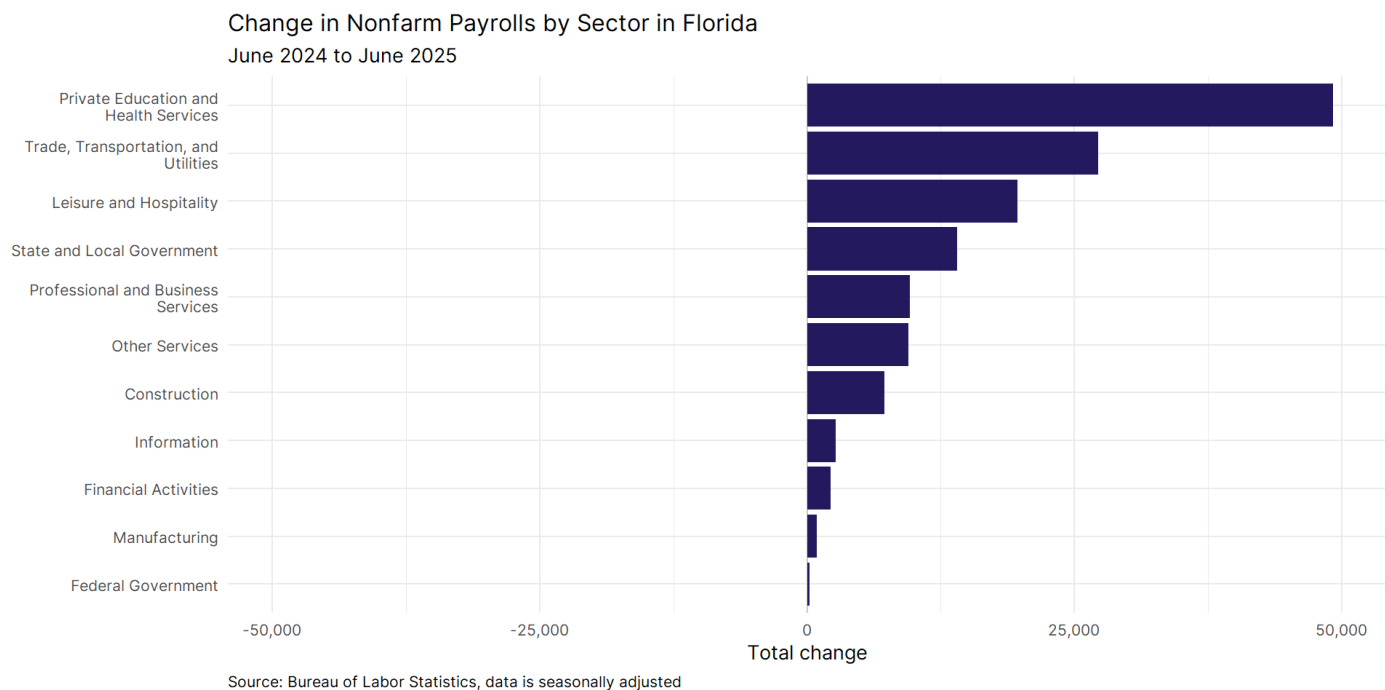
From May 2025 to June 2025:

- The best performing sectors were **Private Education and Health Services** (+1,300) and **State and Local Government** (+800).
- The worst performing sectors were **Leisure and Hospitality** (-8,100) and **Professional and Business Services** (-6,100).



From June 2024 to June 2025:

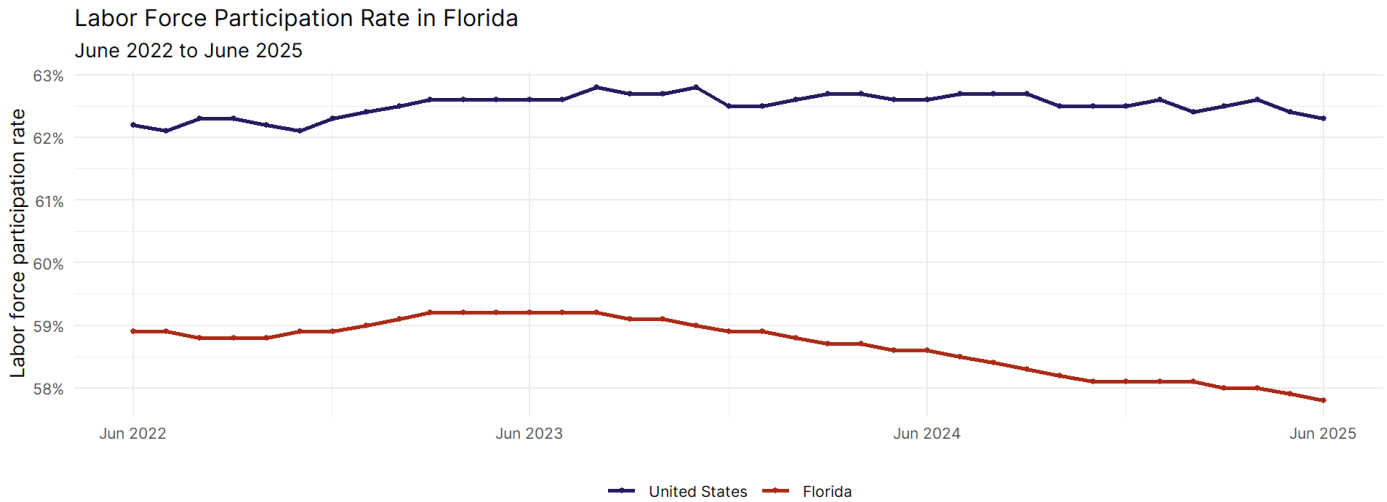
- The best performing sectors were **Private Education and Health Services** (+49,200) and **Trade, Transportation, and Utilities** (+27,200).
- The worst performing sectors were **Federal Government** (+200) and **Manufacturing** (+900).



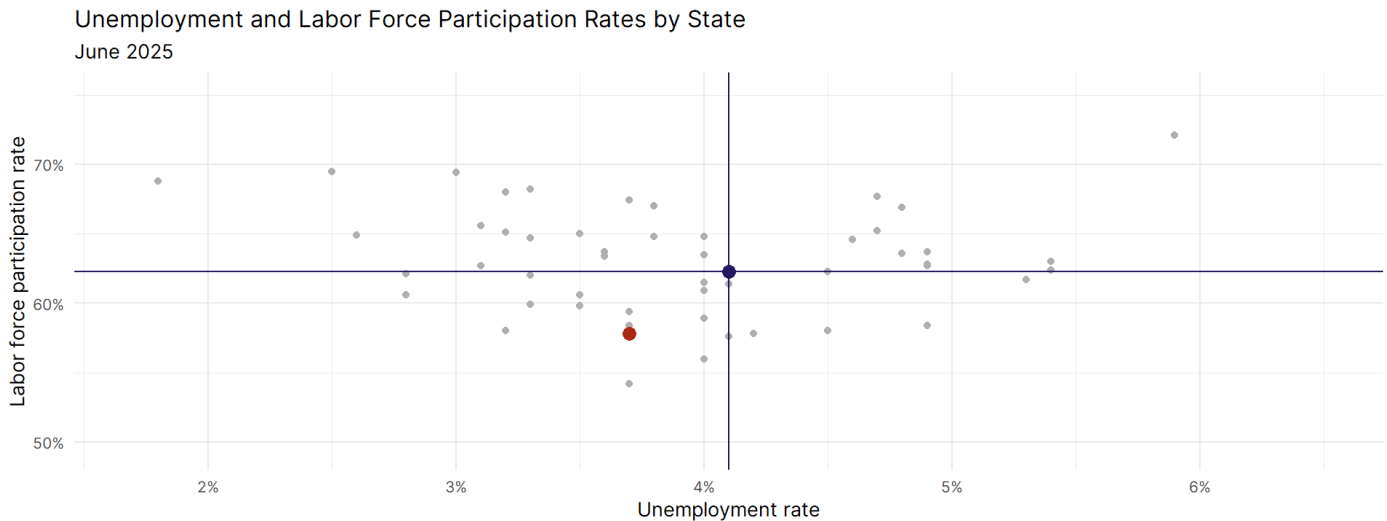
Florida Labor force

The labor force participation rate is the percentage of the civilian noninstitutionalized population age 16 and older who are employed or actively looking for work.

- The labor force participation rate in **Florida fell to 57.8 percent in June from 57.9 percent in the prior month.**
- **Florida is tied for 47th** in the nation.
- The 10-year high for the labor force participation rate in Florida was **59.7 percent** occurring in December 2019, and the 10-year low was **53.8 percent** in April 2020.
- The national labor force participation rate **fell by 0.1 percentage points to 62.3 percent** in June.



Source: Bureau of Labor Statistics, data is seasonally adjusted



Source: Bureau of Labor Statistics, data is seasonally adjusted