



United States Congress

Joint Economic Committee


Est. 1946

Republicans

Representative David Schweikert, *Chairman*



Georgia Employment Update



April 2025 | Released May 21, 2025

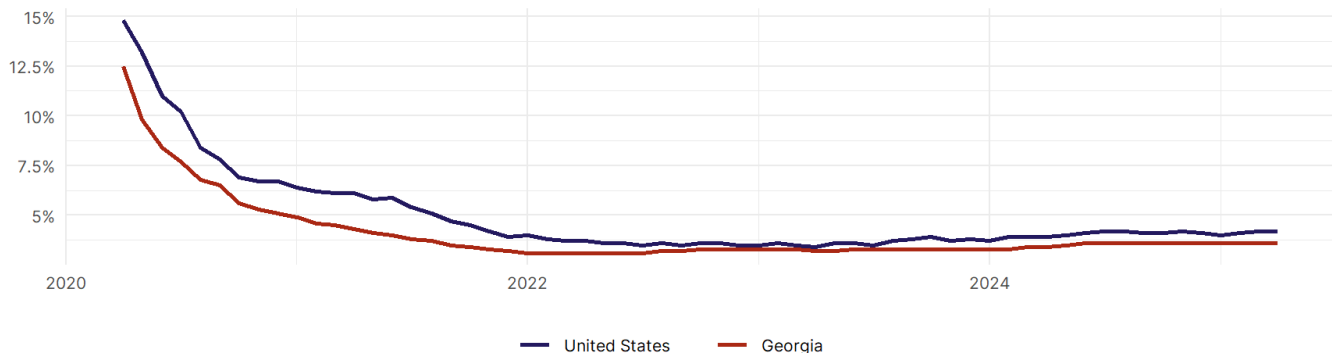
United States Employment Snapshot

- In April, among the 50 states and the District of Columbia **unemployment fell in 5, rose in 20, and remained unchanged in 26.**
- The highest unemployment rate was 5.8 percent in **District of Columbia**, and the lowest was 1.8 percent in **South Dakota**. Nationally, the unemployment rate remained unchanged in April.
- In April, **payroll jobs rose in 40 states and fell in 11.** The largest payroll job percent increase was 0.4 percent in **Mississippi**. The largest payroll job percent decline was 0.2 percent in **Vermont**.

Georgia Employment Snapshot

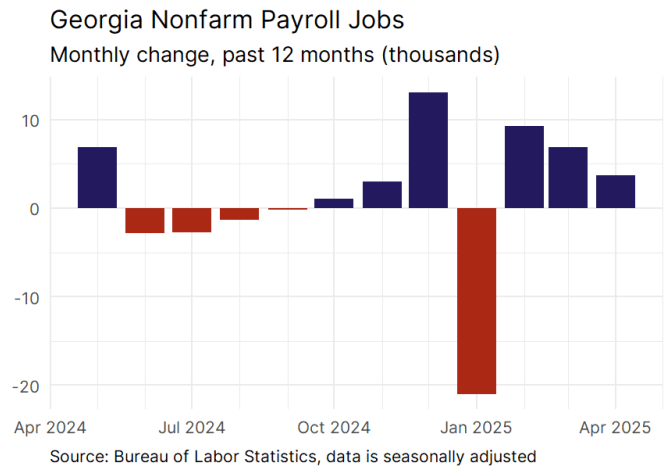
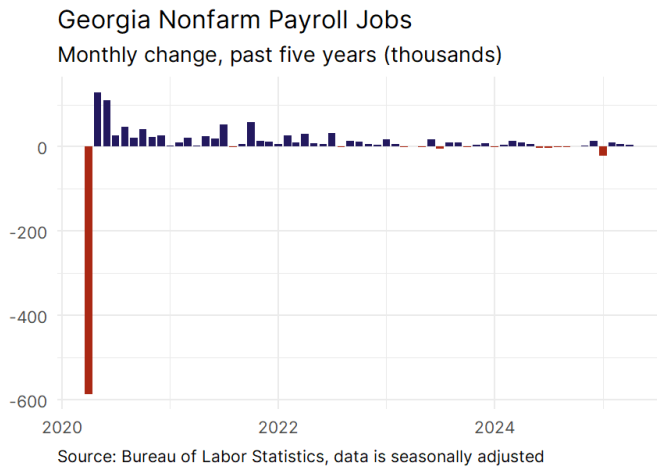
- In April, **Georgia added 3,700 net payroll jobs** and the **unemployment rate remained unchanged at 3.6 percent.** In the prior month, Georgia added 6,900 net payroll jobs.
- Over the past 12 months, **Georgia added 16,000 net payroll jobs** and the **unemployment rate rose by 0.2 percentage points from 3.4 percent.**
- Nationally, nonfarm payrolls **rose by 177,000 in April, or 0.1 percent.** Georgia **ranks 44th** in the nation for percentage gain in nonfarm payroll employment over the past 12 months.
- In April, **Georgia's private sector added 4,200 net private payroll jobs**, and over the past 12 months it added 3,800 private payroll jobs. In the prior month, Georgia added 5,800 net private payroll jobs.
- In April, employment in Georgia **fell by 3,628**, and over the past 12 months it fell by 21,762.
- **Georgia's labor force participation rate fell to 60.8 percent** in April from 60.9 percent and **ranks 37th** in the nation. In the past 12 months, the labor force participation rate has fallen by 0.9 percentage points.

Georgia
Unemployment Rate

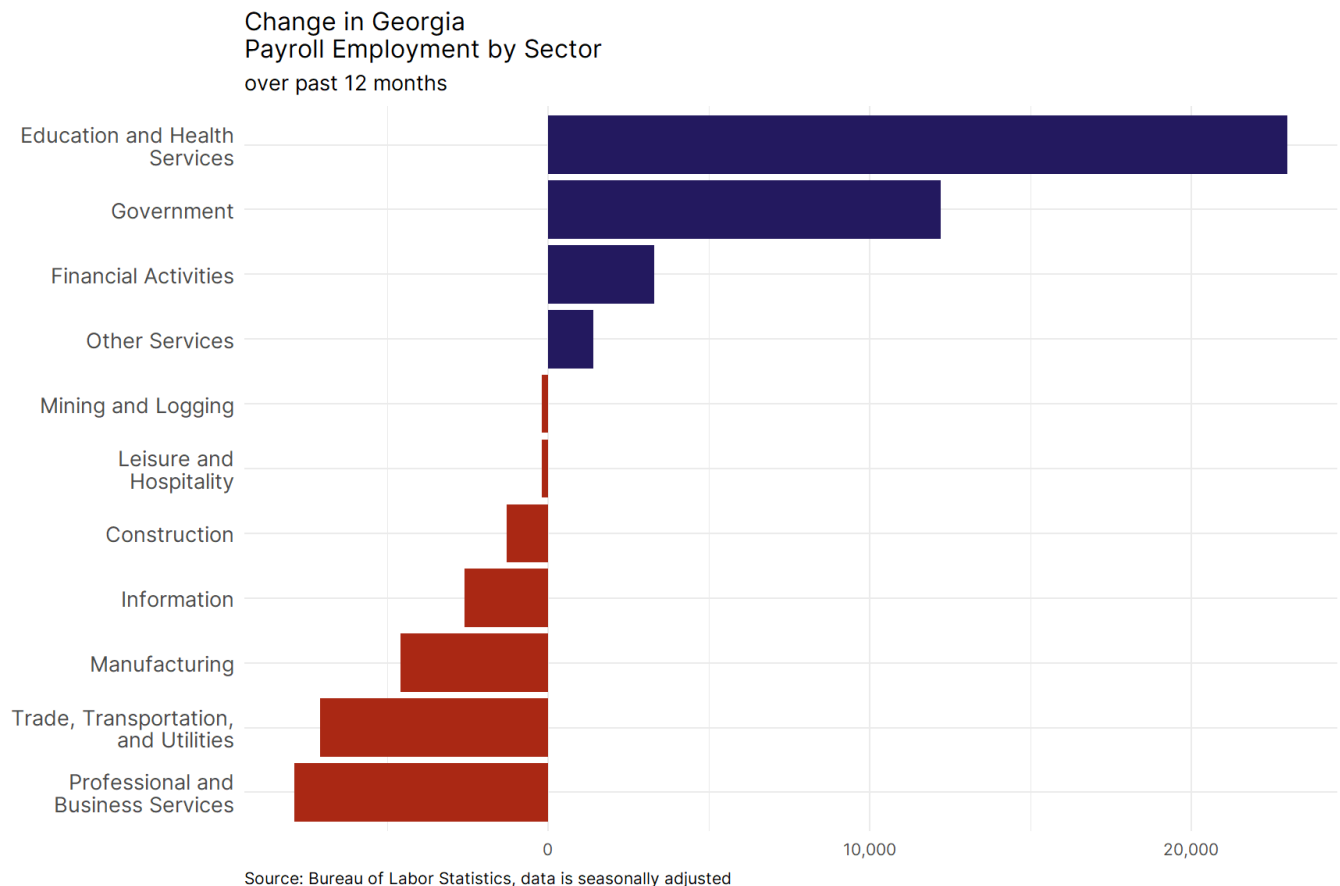


Source: Bureau of Labor Statistics, data is seasonally adjusted

Georgia Payroll Employment



- **Georgia added 3,700 net payroll jobs, or 0.1 percent,** on a seasonally adjusted basis during April. In the prior month, Georgia added 6,900 jobs. Georgia nonfarm payroll employment has increased in **7 of the past 12 months.**
- Nationally, nonfarm payrolls **rose by 177,000 in April, or 0.1 percent.** Georgia ranks 44th in the nation for percentage gain in nonfarm payroll employment over the past 12 months.
- **Georgia added 4,200 private sector jobs, or 0.1 percent,** on a seasonally adjusted basis during April. In the prior month, Georgia added 5,800 jobs. Georgia private sector payroll employment has increased in **6 of the past 12 months.**
- Nationally, private sector payroll jobs **rose by 167,000 jobs in April, or 0.1 percent.** Georgia is tied for 45th in the nation for percentage gain in private sector payroll employment over the past 12 months.



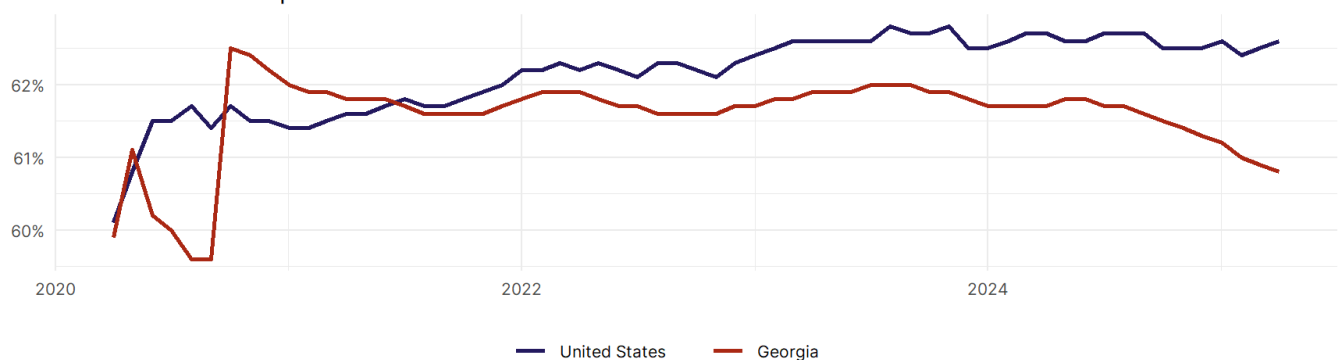
- The best performing sectors on a seasonally adjusted basis during April were **Leisure and Hospitality (4,900)** and **Trade, Transportation, and Utilities (3,600)**.
- The poorest performing sectors during the month were **Professional and Business Services (-2,000)** and **Information (-4,000)**.
- The best performing sectors during the last 12 months were **Education and Health Services (23,000)** and **Government (12,200)**.
- The poorest performing sectors during the last 12 months were **Trade, Transportation, and Utilities (-7,100)** and **Professional and Business Services (-7,900)**.

Georgia Labor Force

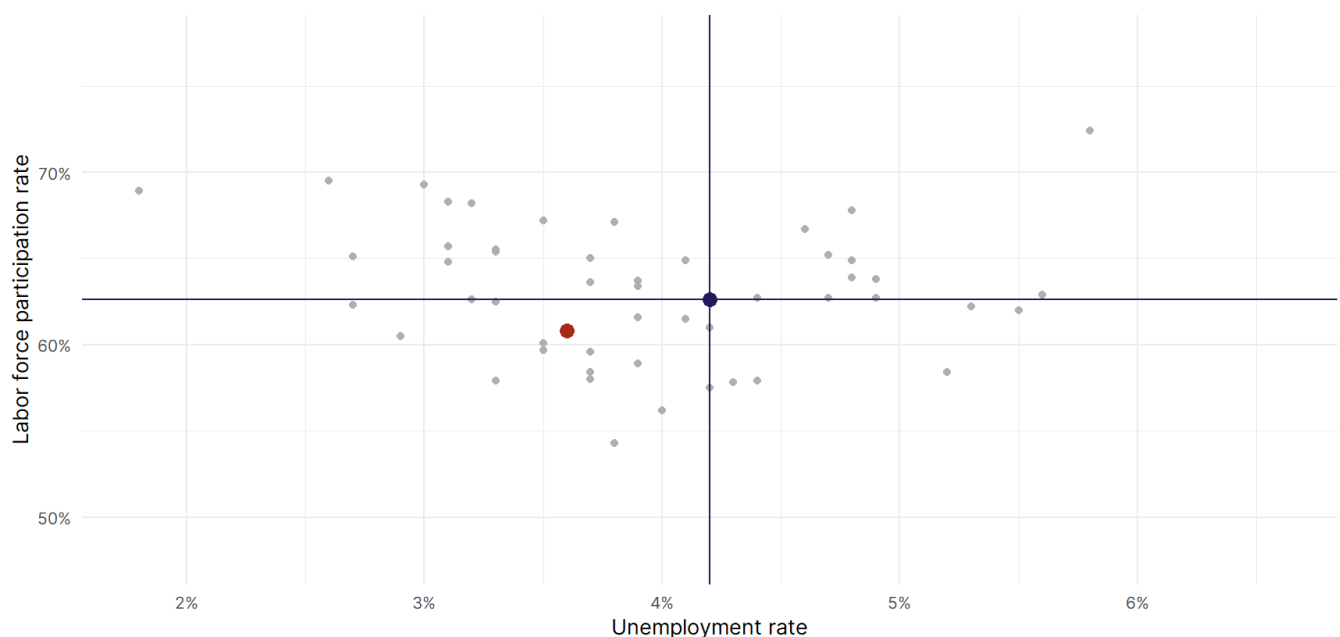
The labor force participation rate is the percentage of the civilian noninstitutionalized population age 16 and older who are employed or actively looking for work.

- The labor force participation rate in **Georgia fell to 60.8 percent in April from 60.9 percent in the prior month.**
- **Georgia ranks 37th** in the nation.
- The 10-year high for the labor force participation rate in Georgia was **63.9 percent** occurring in September 2017, and the 10-year low was **59.6 percent** occurring in September 2020.
- The national labor force participation rate **rose by 0.1 percentage points to 62.6 percent** in April.

Georgia
Labor Force Participation Rate



Source: Bureau of Labor Statistics, data is seasonally adjusted



Source: Bureau of Labor Statistics, data is seasonally adjusted