



United States Congress

# Joint Economic Committee

Est. 1946

Republicans

Representative David Schweikert, *Chairman*



## Hawaii

### Employment Update



April 2025 | Released May 21, 2025

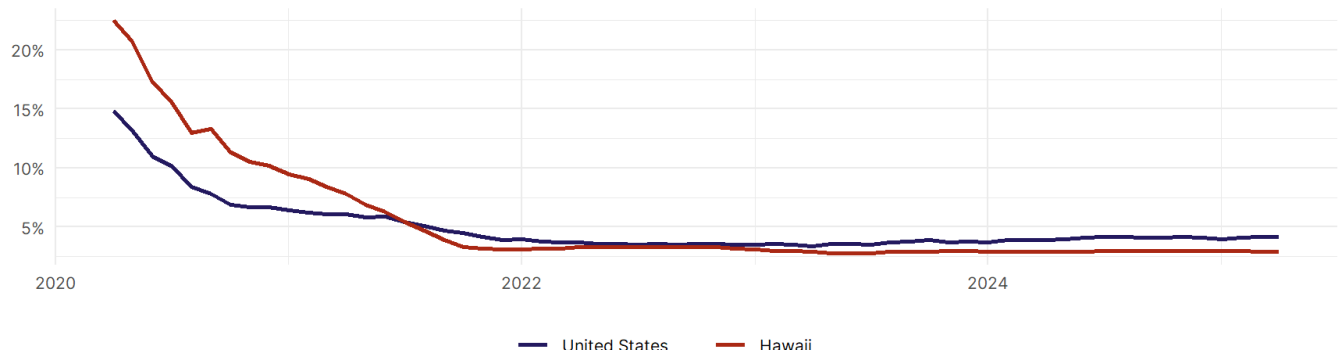
### United States Employment Snapshot

- In April, among the 50 states and the District of Columbia **unemployment fell in 5, rose in 20, and remained unchanged in 26.**
- The highest unemployment rate was 5.8 percent in **District of Columbia**, and the lowest was 1.8 percent in **South Dakota**. Nationally, the unemployment rate remained unchanged in April.
- In April, **payroll jobs rose in 40 states and fell in 11.** The largest payroll job percent increase was 0.4 percent in **Mississippi**. The largest payroll job percent decline was 0.2 percent in **Vermont**.

### Hawaii Employment Snapshot

- In April, **Hawaii added 1,500 net payroll jobs** and the **unemployment rate remained unchanged at 2.9 percent.** In the prior month, Hawaii added 3,200 net payroll jobs.
- Over the past 12 months, **Hawaii added 17,000 net payroll jobs** and the **unemployment rate remained unchanged.**
- Nationally, nonfarm payrolls **rose by 177,000 in April, or 0.1 percent.** Hawaii **ranks 1st** in the nation for percentage gain in nonfarm payroll employment over the past 12 months.
- In April, **Hawaii's private sector added 3,900 net private payroll jobs**, and over the past 12 months it added 14,300 private payroll jobs. In the prior month, Hawaii added 1,700 net private payroll jobs.
- In April, employment in Hawaii **rose by 2,074**, and over the past 12 months it rose by 9,894.
- **Hawaii's labor force participation rate rose to 60.5 percent** in April from 60.4 percent and **ranks 38th** in the nation. In the past 12 months, the labor force participation rate has risen by 0.7 percentage points.

Hawaii  
Unemployment Rate

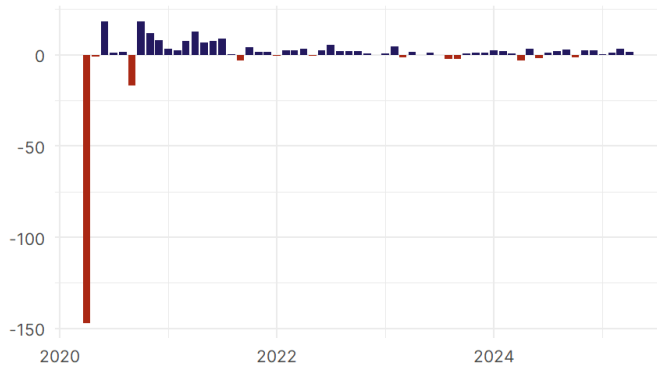


Source: Bureau of Labor Statistics, data is seasonally adjusted

## Hawaii Payroll Employment

### Hawaii Nonfarm Payroll Jobs

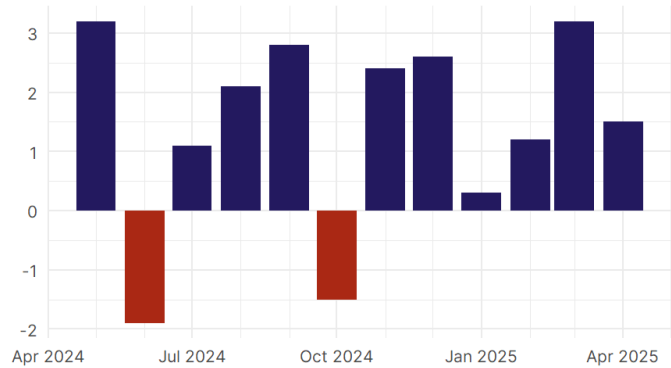
Monthly change, past five years (thousands)



Source: Bureau of Labor Statistics, data is seasonally adjusted

### Hawaii Nonfarm Payroll Jobs

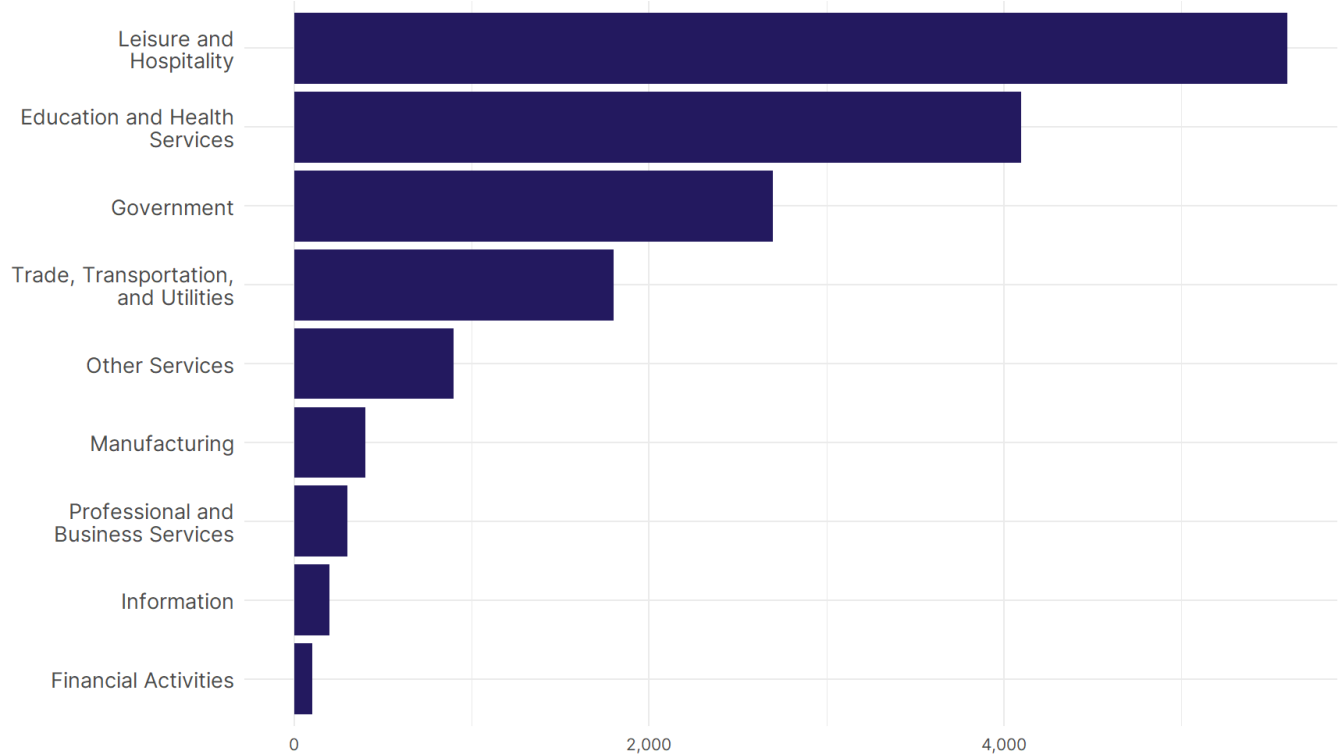
Monthly change, past 12 months (thousands)



Source: Bureau of Labor Statistics, data is seasonally adjusted

- **Hawaii added 1,500 net payroll jobs, or 0.2 percent,** on a seasonally adjusted basis during April. In the prior month, Hawaii added 3,200 jobs. Hawaii nonfarm payroll employment has increased in **10 of the past 12 months.**
- Nationally, nonfarm payrolls **rose by 177,000 in April, or 0.1 percent.** Hawaii ranks 1st in the nation for percentage gain in nonfarm payroll employment over the past 12 months.
- **Hawaii added 3,900 private sector jobs, or 0.7 percent,** on a seasonally adjusted basis during April. In the prior month, Hawaii added 1,700 jobs. Hawaii private sector payroll employment has increased in **9 of the past 12 months.**
- Nationally, private sector payroll jobs **rose by 167,000 jobs in April, or 0.1 percent.** Hawaii ranks 1st in the nation for percentage gain in private sector payroll employment over the past 12 months.

### Change in Hawaii Payroll Employment by Sector over past 12 months



Source: Bureau of Labor Statistics, data is seasonally adjusted

- The best performing sectors on a seasonally adjusted basis during April were **Leisure and Hospitality (1,900)** and **Education and Health Services (1,100)**.
- The poorest performing sectors during the month were **Financial Activities (-200)** and **Government (-2,400)**.
- The best performing sectors during the last 12 months were **Leisure and Hospitality (5,600)** and **Education and Health Services (4,100)**.
- The poorest performing sectors during the last 12 months were **Information (200)** and **Financial Activities (100)**.

### Hawaii Labor Force

The labor force participation rate is the percentage of the civilian noninstitutionalized population age 16 and older who are employed or actively looking for work.

- The labor force participation rate in **Hawaii rose to 60.5 percent in April from 60.4 percent in the prior month**.
- **Hawaii ranks 38th** in the nation.
- The 10-year high for the labor force participation rate in Hawaii was **62.4 percent** in March 2017, and the 10-year low was **55.3 percent** in September 2020.
- The national labor force participation rate **rose by 0.1 percentage points to 62.6 percent** in April.

