



United States Congress

# Joint Economic Committee

Est. 1946

Republicans

Representative David Schweikert, *Chairman*



## Idaho

### Employment Update



April 2025 | Released May 21, 2025

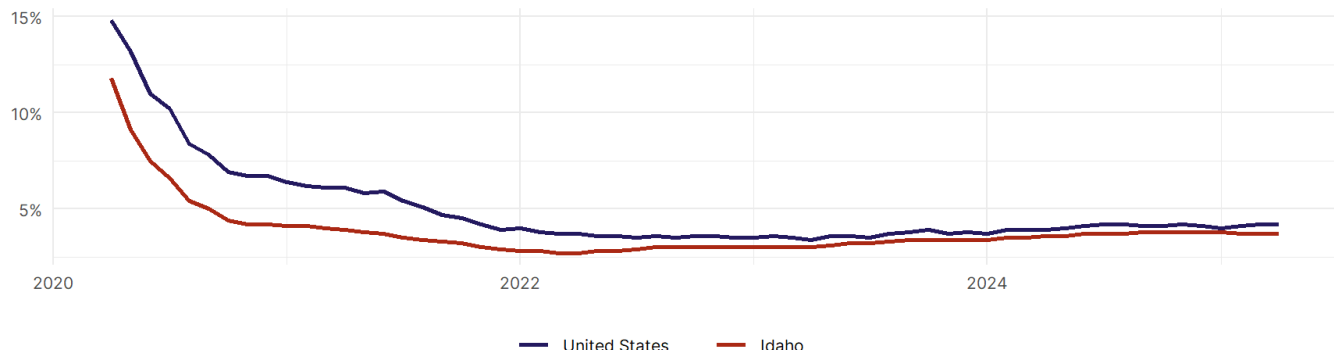
### United States Employment Snapshot

- In April, among the 50 states and the District of Columbia **unemployment fell in 5, rose in 20, and remained unchanged in 26.**
- The highest unemployment rate was 5.8 percent in **District of Columbia**, and the lowest was 1.8 percent in **South Dakota**. Nationally, the unemployment rate remained unchanged in April.
- In April, **payroll jobs rose in 40 states and fell in 11.** The largest payroll job percent increase was 0.4 percent in **Mississippi**. The largest payroll job percent decline was 0.2 percent in **Vermont**.

### Idaho Employment Snapshot

- In April, **Idaho added 3,700 net payroll jobs** and the **unemployment rate remained unchanged at 3.7 percent.** In the prior month, Idaho lost 1,100 net payroll jobs.
- Over the past 12 months, **Idaho added 20,100 net payroll jobs** and the **unemployment rate rose by 0.1 percentage point from 3.6 percent.**
- Nationally, nonfarm payrolls **rose by 177,000 in April, or 0.1 percent.** Idaho **ranks 3rd** in the nation for percentage gain in nonfarm payroll employment over the past 12 months.
- In April, **Idaho's private sector added 3,400 net private payroll jobs**, and over the past 12 months it added 20,100 private payroll jobs. In the prior month, Idaho lost 1,300 net private payroll jobs.
- In April, employment in Idaho **rose by 815**, and over the past 12 months it rose by 13,156.
- **Idaho's labor force participation rate fell to 63.6 percent** in April from 63.7 percent and **ranks 23rd** in the nation. In the past 12 months, the labor force participation rate has fallen by 0.3 percentage points.

Idaho  
Unemployment Rate

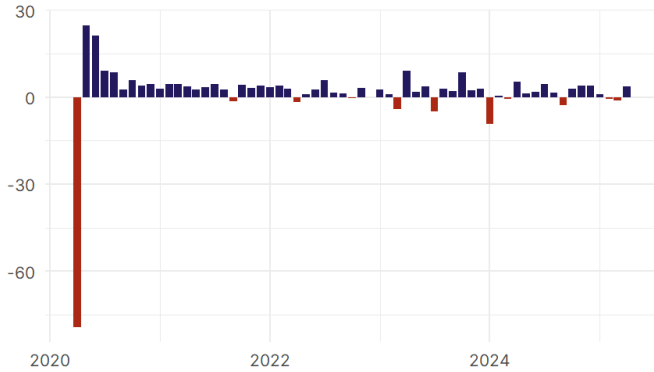


Source: Bureau of Labor Statistics, data is seasonally adjusted

## Idaho Payroll Employment

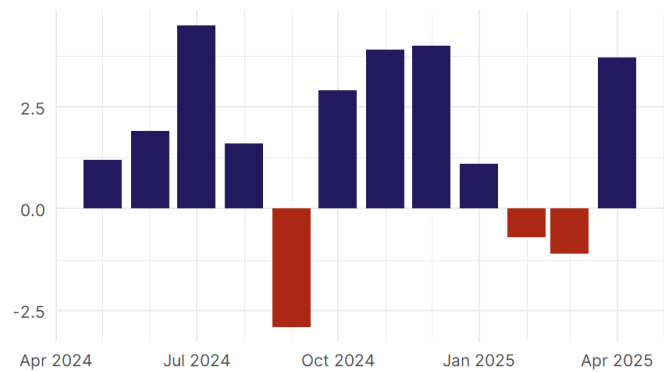
### Idaho Nonfarm Payroll Jobs

Monthly change, past five years (thousands)



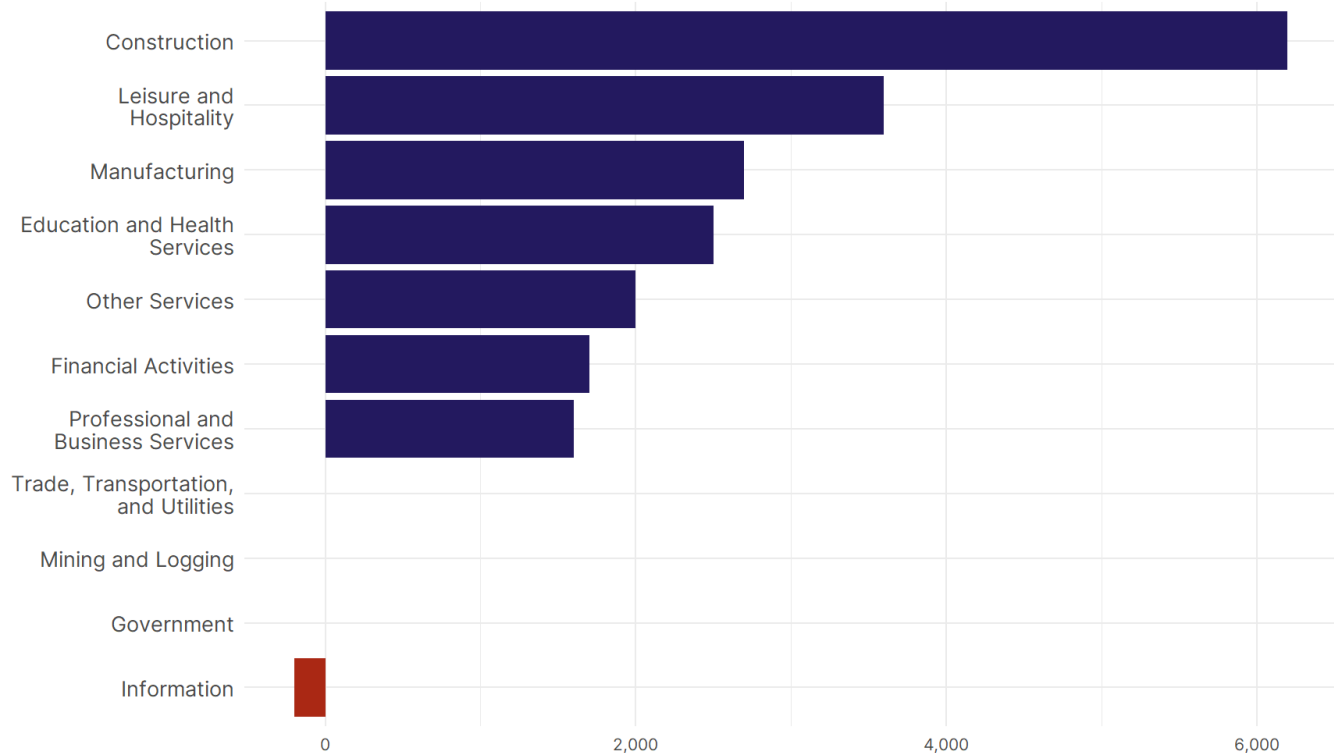
### Idaho Nonfarm Payroll Jobs

Monthly change, past 12 months (thousands)



- **Idaho added 3,700 net payroll jobs, or 0.4 percent**, on a seasonally adjusted basis during April. In the prior month, Idaho lost 1,100 jobs. Idaho nonfarm payroll employment has increased in **9 of the past 12 months**.
- Nationally, nonfarm payrolls **rose by 177,000 in April, or 0.1 percent**. Idaho ranks 3rd in the nation for percentage gain in nonfarm payroll employment over the past 12 months.
- **Idaho added 3,400 private sector jobs, or 0.5 percent**, on a seasonally adjusted basis during April. In the prior month, Idaho lost 1,300 jobs. Idaho private sector payroll employment has increased in **9 of the past 12 months**.
- Nationally, private sector payroll jobs **rose by 167,000 jobs in April, or 0.1 percent**. Idaho is tied for 2nd in the nation for percentage gain in private sector payroll employment over the past 12 months.

### Change in Idaho Payroll Employment by Sector over past 12 months

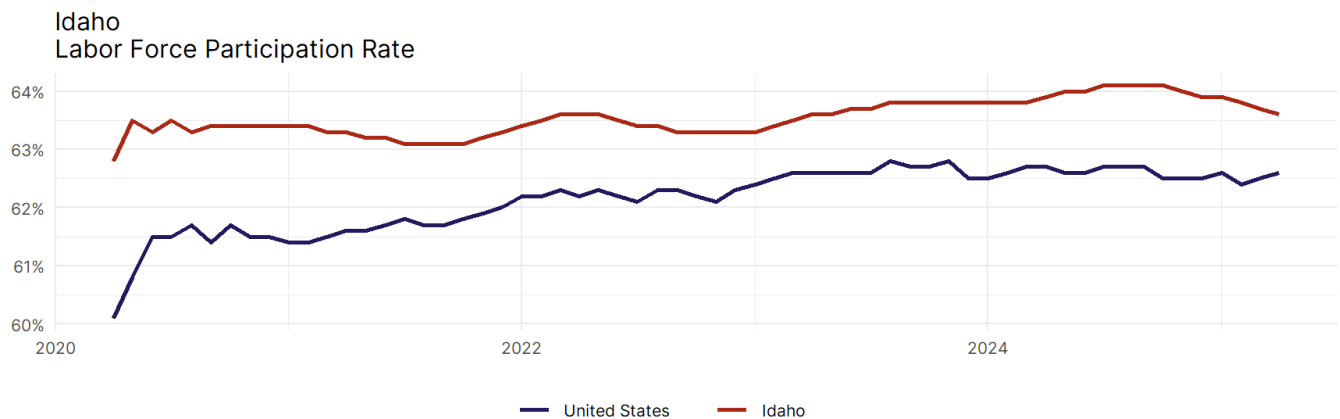


- The best performing sectors on a seasonally adjusted basis during April were **Education and Health Services (2,200)** and **Professional and Business Services (1,600)**.
- The poorest performing sectors during the month were **Trade, Transportation, and Utilities (-400)** and **Construction (-500)**.
- The best performing sectors during the last 12 months were **Construction (6,200)** and **Leisure and Hospitality (3,600)**.
- The poorest performing sectors during the last 12 months were **Mining and Logging tied with Trade, Transportation, and Utilities; and Government (0)** and **Information (-200)**.

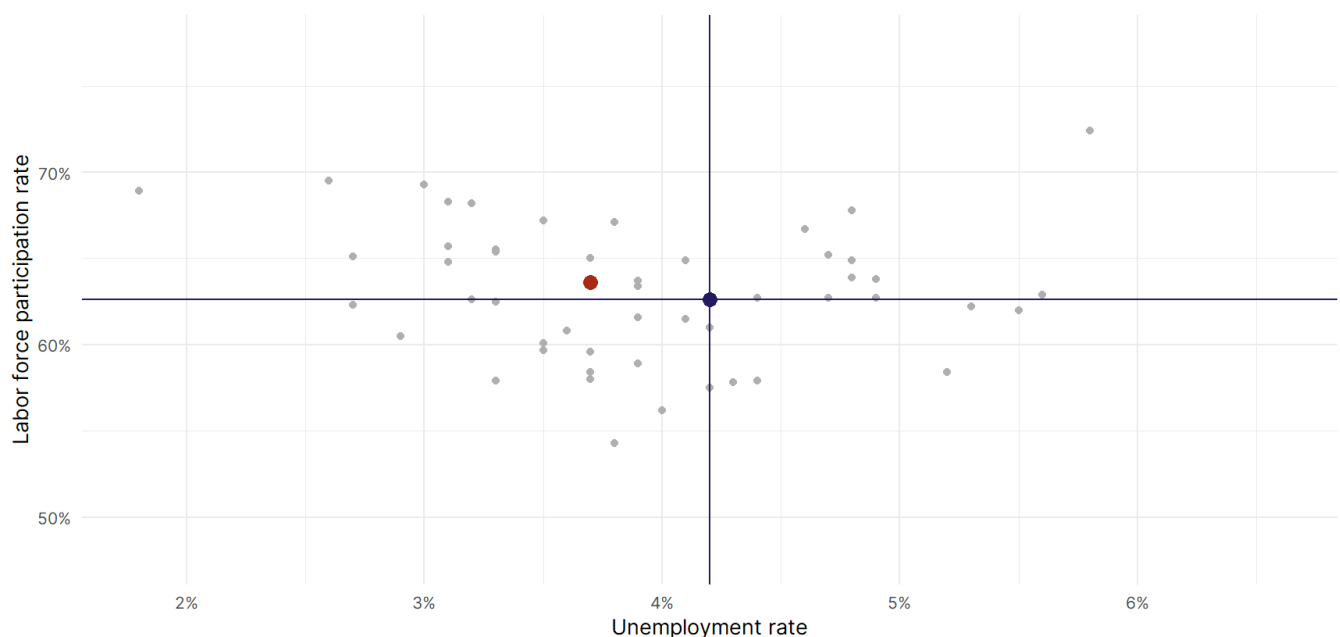
### Idaho Labor Force

The labor force participation rate is the percentage of the civilian noninstitutionalized population age 16 and older who are employed or actively looking for work.

- The labor force participation rate in **Idaho fell to 63.6 percent in April from 63.7 percent in the prior month.**
- **Idaho ranks 23rd** in the nation.
- The 10-year high for the labor force participation rate in Idaho was **64.5 percent** occurring in December 2019, and the 10-year low was **62.8 percent** in April 2020.
- The national labor force participation rate **rose by 0.1 percentage points to 62.6 percent** in April.



Source: Bureau of Labor Statistics, data is seasonally adjusted



Source: Bureau of Labor Statistics, data is seasonally adjusted