



United States Congress

Joint Economic Committee

EST. 1946

Republicans

Representative David Schweikert, *Chairman*



Idaho

Employment Update



June 2025 | Released July 18, 2025

United States Employment Snapshot

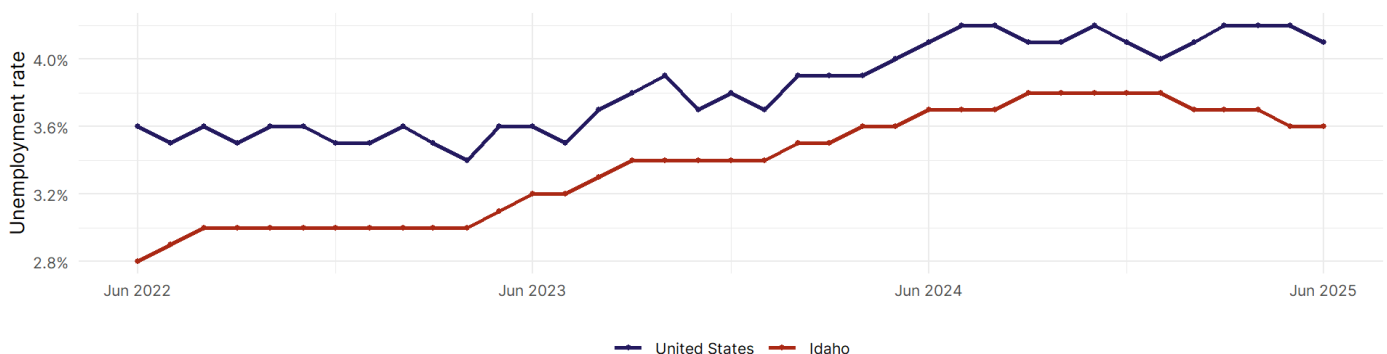
- In June, among the 50 states and the District of Columbia **unemployment fell in 11, rose in 7, and remained unchanged in 33.**
- The highest unemployment rate was 5.9 percent in **District of Columbia**, and the lowest was 1.8 percent in **South Dakota**. Nationally, the unemployment rate fell by 0.1 percentage point to 4.1 percent.
- In June, **payroll jobs rose in 27 states and fell in 24.** The largest payroll job percent increase was 0.9 percent in **Alaska**. The largest payroll job percent decline was 0.5 percent in **Rhode Island**.

Idaho Employment Snapshot

- In June, **Idaho added 1,800 net payroll jobs** and the **unemployment rate remained unchanged at 3.6 percent.** In the prior month, Idaho added 1,500 net payroll jobs.
- Over the past 12 months, **Idaho added 21,300 net payroll jobs** and the **unemployment rate fell by 0.1 percentage point from 3.7 percent.**
- Nationally, nonfarm payrolls **rose by 147,000 in June, or 0.1 percent.** Idaho **ranks 2nd** in the nation for percentage gain in nonfarm payroll employment over the past 12 months.
- In June, **Idaho's private sector lost 100 net private payroll jobs**, and over the past 12 months it added 20,700 private payroll jobs. In the prior month, Idaho added 3,000 net private payroll jobs.
- In June, employment in Idaho **fell by 426**, and over the past 12 months it rose by 7,969.
- **Idaho's labor force participation rate fell to 63.4 percent** in June from 63.5 percent and **ranks 24th** in the nation. In the past 12 months, the labor force participation rate has fallen by 0.6 percentage points.

Unemployment Rate in Idaho

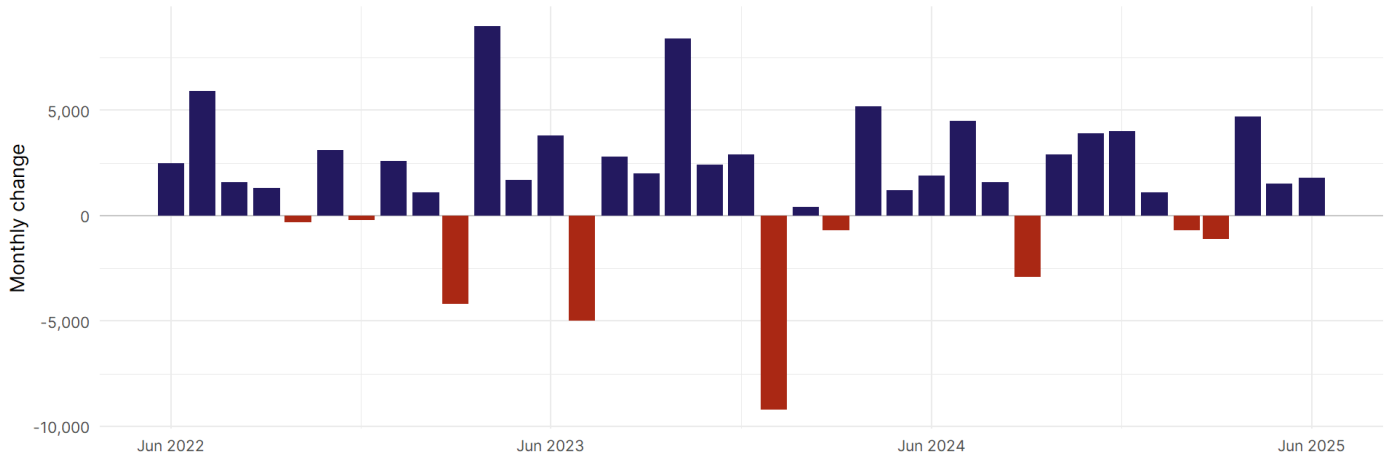
June 2022 to June 2025



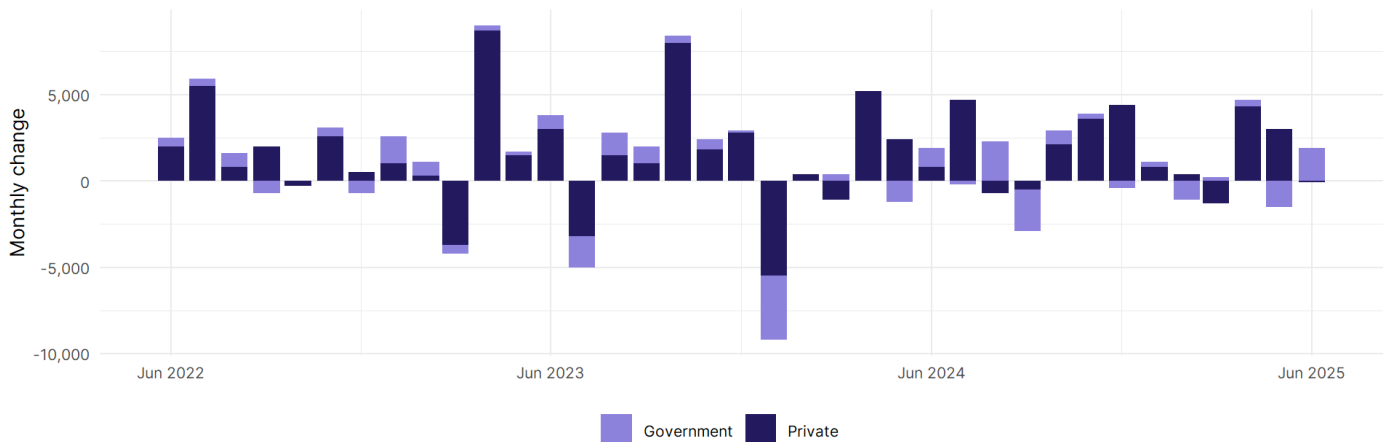
Source: Bureau of Labor Statistics, data is seasonally adjusted

Idaho Payroll employment

Change in Nonfarm Payrolls in Idaho
June 2022 to June 2025



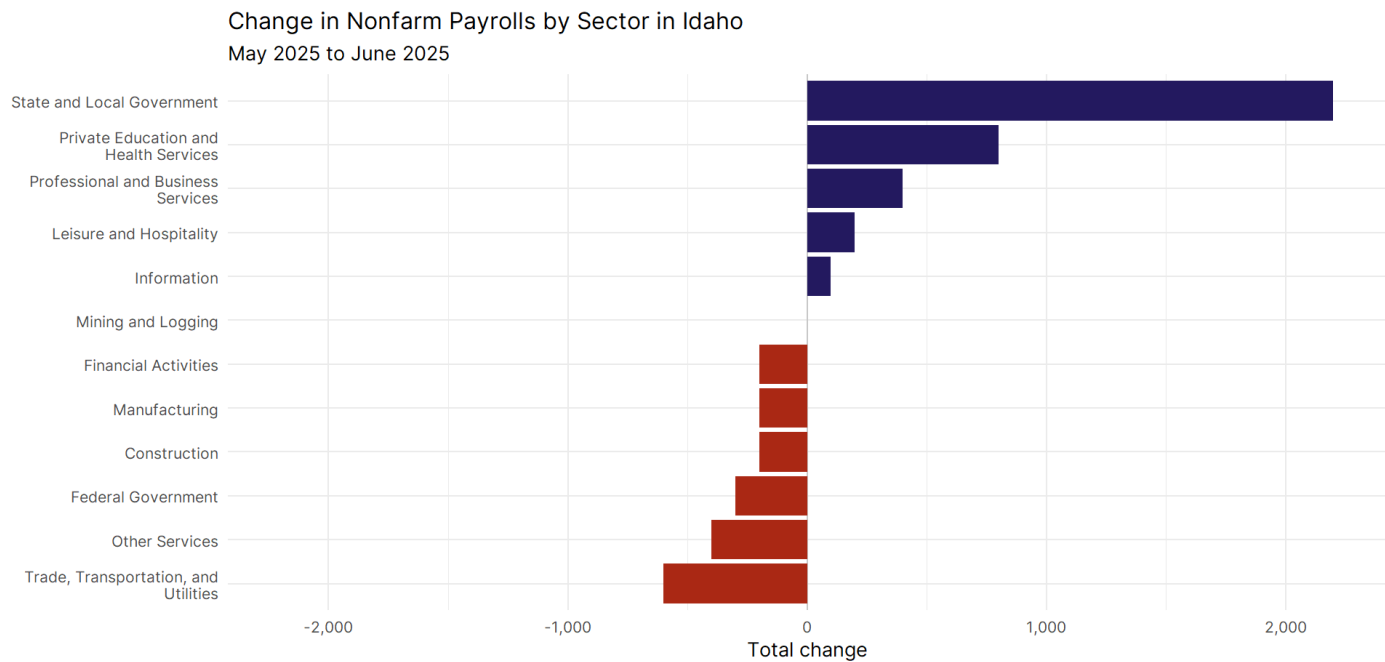
Change in Nonfarm Payrolls by Sector in Idaho
June 2022 to June 2025



- **Idaho added 1,800 net payroll jobs, or 0.2 percent,** on a seasonally adjusted basis during June. In the prior month, Idaho added 1,500 jobs. Idaho nonfarm payroll employment has increased in **9 of the past 12 months**.
- Nationally, nonfarm payrolls **rose by 147,000 in June, or 0.1 percent**. Idaho ranks 2nd in the nation for percentage gain in nonfarm payroll employment over the past 12 months.
- **Idaho lost 100 private sector jobs, or 0 percent,** on a seasonally adjusted basis during June. In the prior month, Idaho added 3,000 jobs. Idaho private sector payroll employment has increased in **8 of the past 12 months**.
- Nationally, private sector payroll jobs **rose by 74,000 jobs in June, or 0.1 percent**. Idaho ranks 2nd in the nation for percentage gain in private sector payroll employment over the past 12 months.

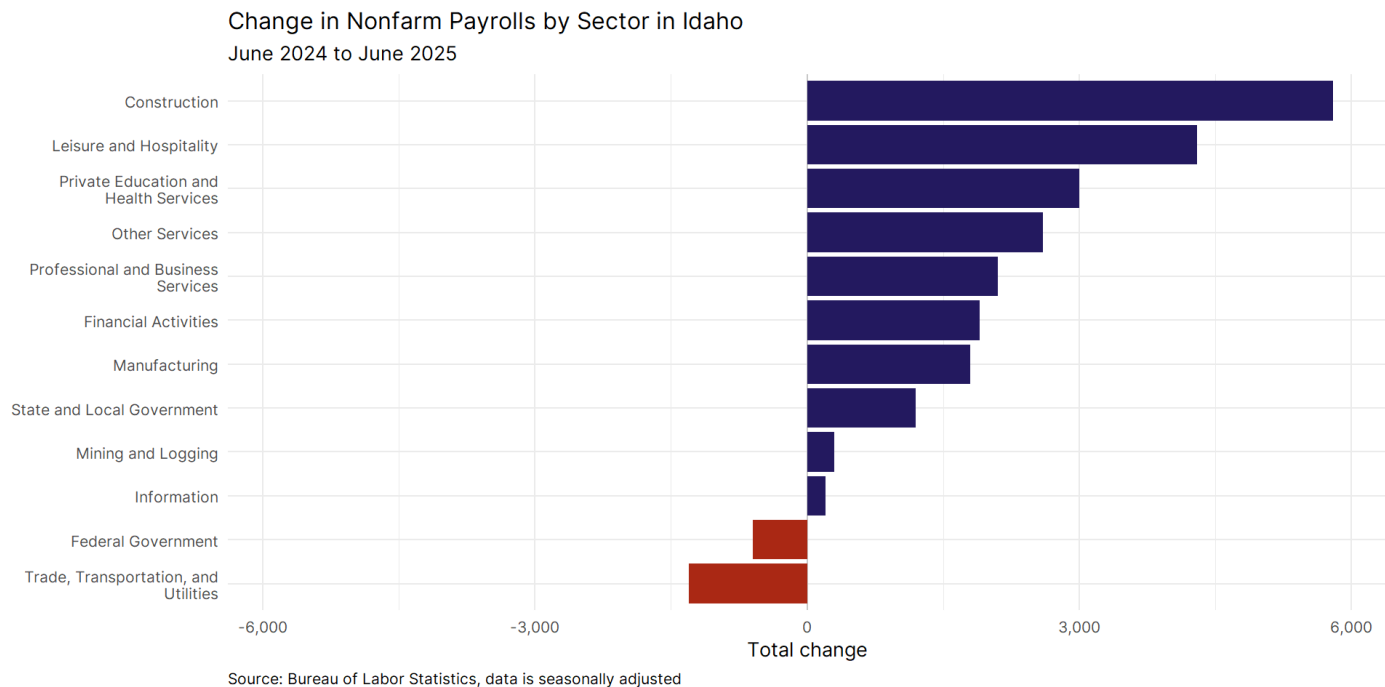
From May 2025 to June 2025:

- The best performing sectors were **State and Local Government** (+2,200) and **Private Education and Health Services** (+800).
- The worst performing sectors were **Trade, Transportation, and Utilities** (-600) and **Other Services** (-400).



From June 2024 to June 2025:

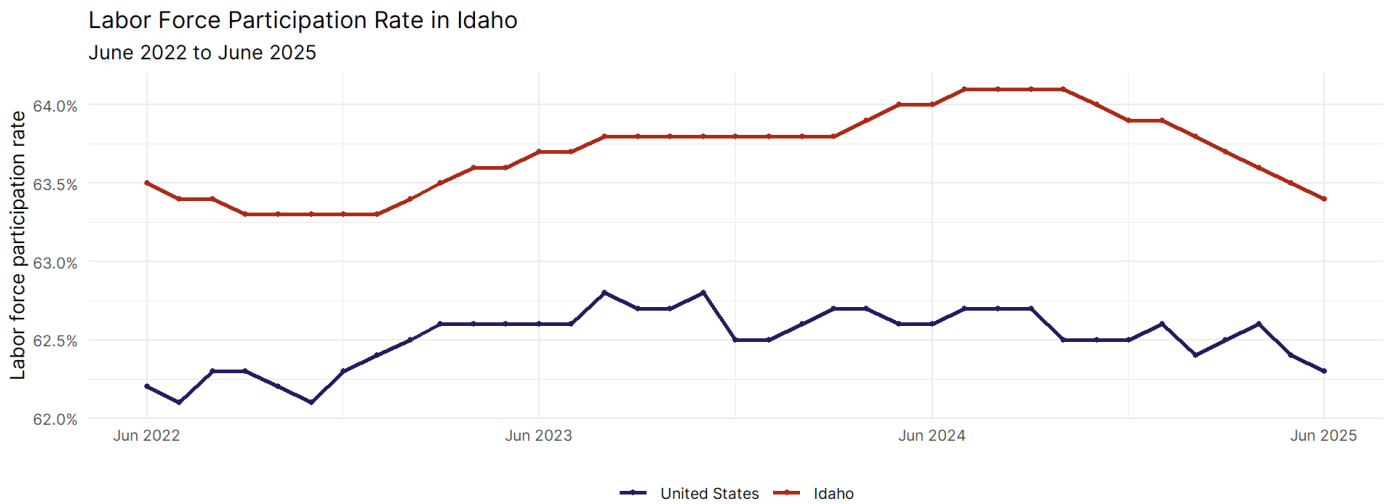
- The best performing sectors were **Construction** (+5,800) and **Leisure and Hospitality** (+4,300).
- The worst performing sectors were **Trade, Transportation, and Utilities** (-1,300) and **Federal Government** (-600).



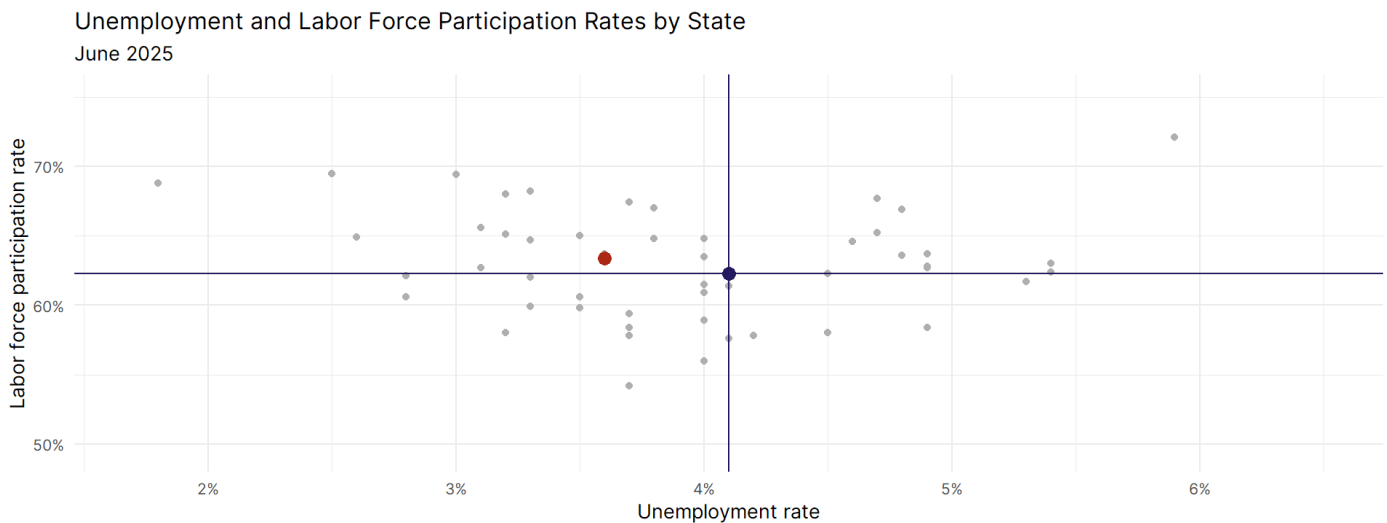
Idaho Labor force

The labor force participation rate is the percentage of the civilian noninstitutionalized population age 16 and older who are employed or actively looking for work.

- The labor force participation rate in **Idaho fell to 63.4 percent in June from 63.5 percent in the prior month.**
- **Idaho ranks 24th** in the nation.
- The 10-year high for the labor force participation rate in Idaho was **64.5 percent** occurring in December 2019, and the 10-year low was **62.8 percent** in April 2020.
- The national labor force participation rate **fell by 0.1 percentage points to 62.3 percent** in June.



Source: Bureau of Labor Statistics, data is seasonally adjusted



Source: Bureau of Labor Statistics, data is seasonally adjusted