



United States Congress

Joint Economic Committee

Est. 1946

Republicans

Representative David Schweikert, *Chairman*



Iowa

Employment Update



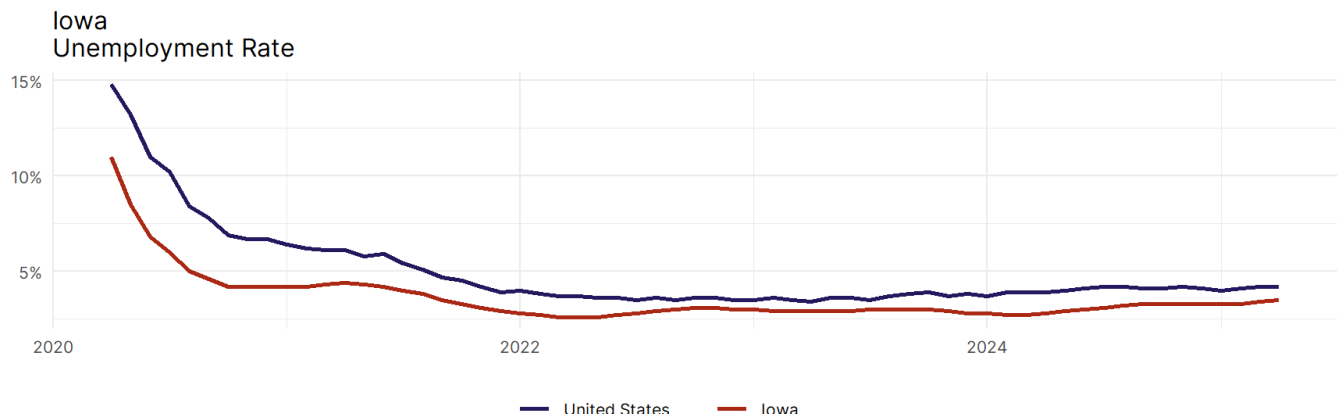
April 2025 | Released May 21, 2025

United States Employment Snapshot

- In April, among the 50 states and the District of Columbia **unemployment fell in 5, rose in 20, and remained unchanged in 26.**
- The highest unemployment rate was 5.8 percent in **District of Columbia**, and the lowest was 1.8 percent in **South Dakota**. Nationally, the unemployment rate remained unchanged in April.
- In April, **payroll jobs rose in 40 states and fell in 11.** The largest payroll job percent increase was 0.4 percent in **Mississippi**. The largest payroll job percent decline was 0.2 percent in **Vermont**.

Iowa Employment Snapshot

- In April, **Iowa added 5,200 net payroll jobs** and the **unemployment rate rose by 0.1 percentage point to 3.5 percent.** In the prior month, Iowa added 200 net payroll jobs.
- Over the past 12 months, **Iowa lost 3,100 net payroll jobs** and the **unemployment rate rose by 0.7 percentage points from 2.8 percent.**
- Nationally, nonfarm payrolls **rose by 177,000 in April, or 0.1 percent.** Iowa **ranks 51st** in the nation for percentage gain in nonfarm payroll employment over the past 12 months.
- In April, **Iowa's private sector added 4,900 net private payroll jobs**, and over the past 12 months it lost 6,100 private payroll jobs. In the prior month, Iowa added 300 net private payroll jobs.
- In April, employment in Iowa **rose by 2,957**, and over the past 12 months it rose by 4,449.
- **Iowa's labor force participation rate rose to 67.2 percent** in April from 67 percent and **ranks 8th** in the nation. In the past 12 months, the labor force participation rate has risen by 0.2 percentage points.

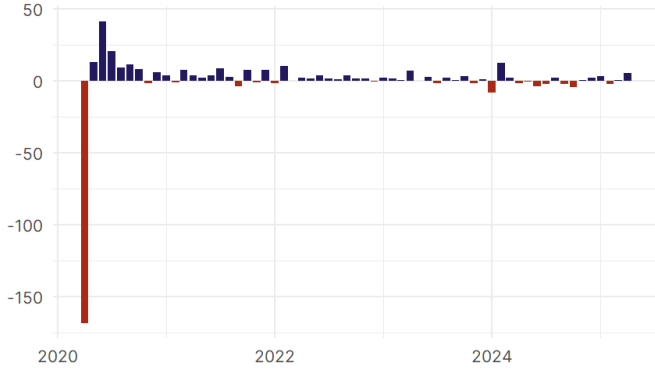


Source: Bureau of Labor Statistics, data is seasonally adjusted

Iowa Payroll Employment

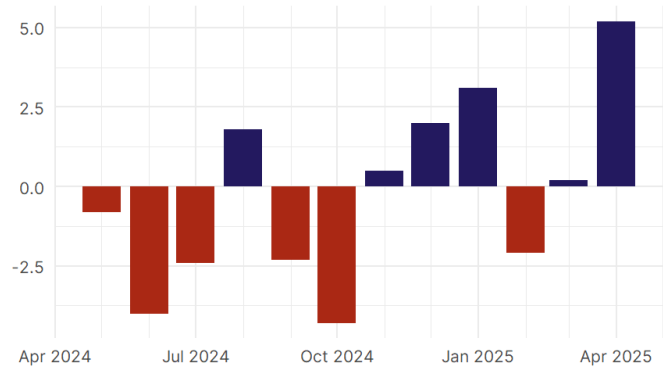
Iowa Nonfarm Payroll Jobs

Monthly change, past five years (thousands)



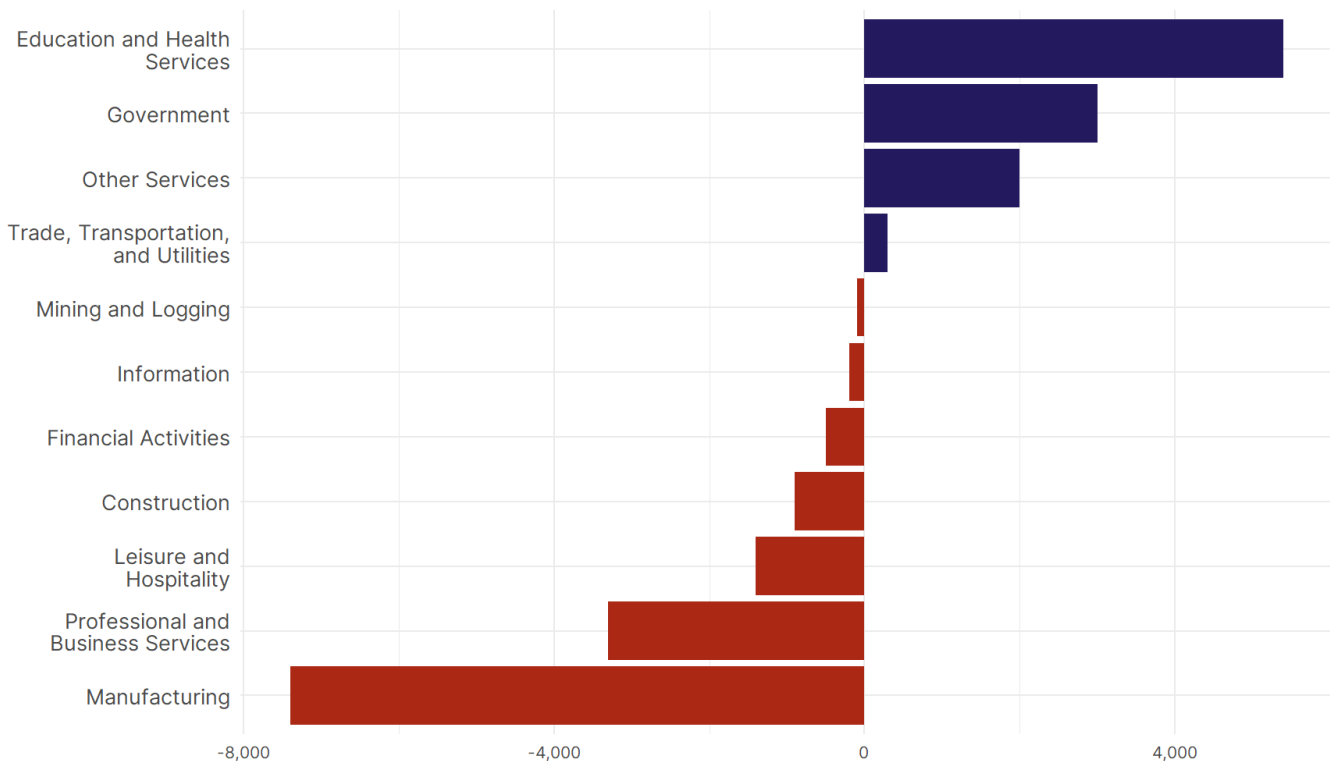
Iowa Nonfarm Payroll Jobs

Monthly change, past 12 months (thousands)



- **Iowa added 5,200 net payroll jobs, or 0.3 percent**, on a seasonally adjusted basis during April. In the prior month, Iowa added 200 jobs. Iowa nonfarm payroll employment has increased in **6 of the past 12 months**.
- Nationally, nonfarm payrolls **rose by 177,000 in April, or 0.1 percent**. Iowa ranks 51st in the nation for percentage gain in nonfarm payroll employment over the past 12 months.
- **Iowa added 4,900 private sector jobs, or 0.4 percent**, on a seasonally adjusted basis during April. In the prior month, Iowa added 300 jobs. Iowa private sector payroll employment has increased in **5 of the past 12 months**.
- Nationally, private sector payroll jobs **rose by 167,000 jobs in April, or 0.1 percent**. Iowa ranks 51st in the nation for percentage gain in private sector payroll employment over the past 12 months.

Change in Iowa Payroll Employment by Sector over past 12 months

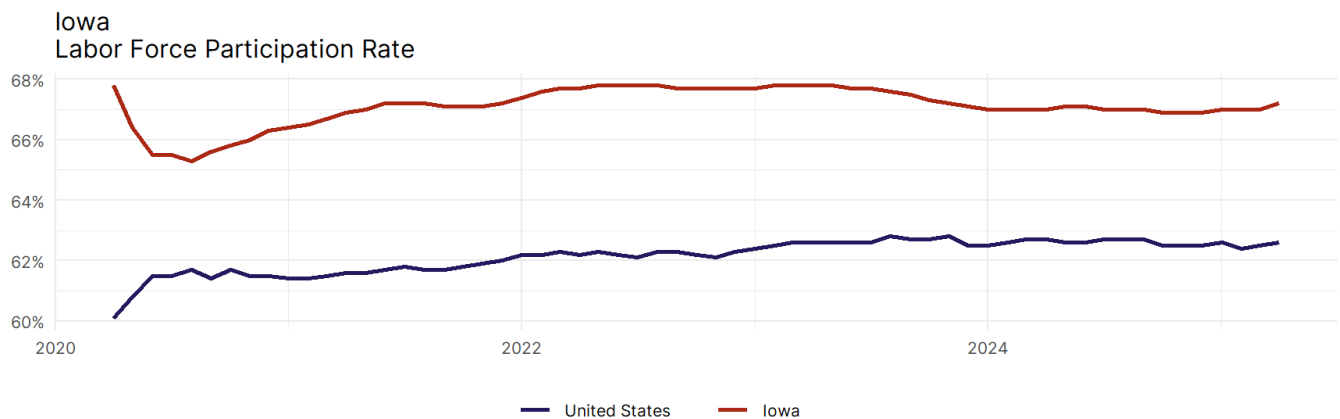


- The best performing sectors on a seasonally adjusted basis during April were **Professional and Business Services (1,400)** and **Construction (1,300)**.
- The poorest performing sectors during the month were **Mining and Logging (0)** and **Manufacturing tied with Trade, Transportation, and Utilities (-500)**.
- The best performing sectors during the last 12 months were **Education and Health Services (5,400)** and **Government (3,000)**.
- The poorest performing sectors during the last 12 months were **Professional and Business Services (-3,300)** and **Manufacturing (-7,400)**.

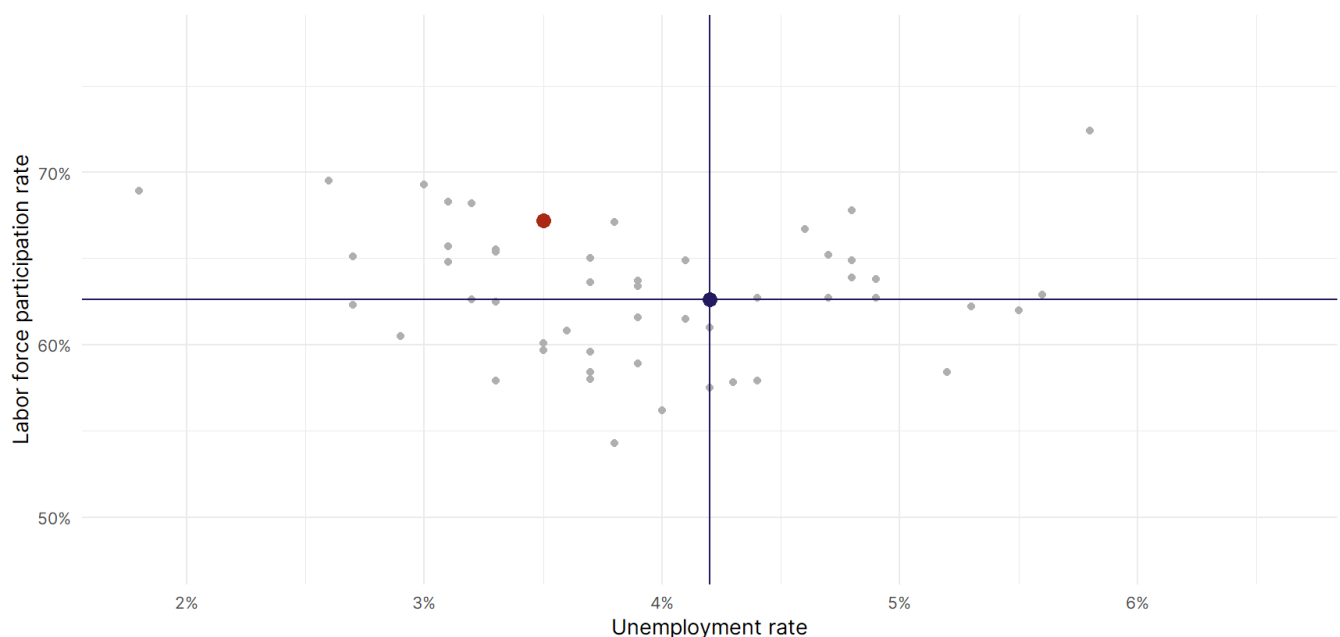
Iowa Labor Force

The labor force participation rate is the percentage of the civilian noninstitutionalized population age 16 and older who are employed or actively looking for work.

- The labor force participation rate in **Iowa rose to 67.2 percent in April from 67 percent in the prior month.**
- **Iowa ranks 8th** in the nation.
- The 10-year high for the labor force participation rate in Iowa was **70.2 percent** occurring in September 2019, and the 10-year low was **65.3 percent** in August 2020.
- The national labor force participation rate **rose by 0.1 percentage points to 62.6 percent** in April.



Source: Bureau of Labor Statistics, data is seasonally adjusted



Source: Bureau of Labor Statistics, data is seasonally adjusted