



United States Congress

Joint Economic Committee

EST. 1946

Republicans

Representative David Schweikert, *Chairman*



Iowa

Employment Update



June 2025 | Released July 18, 2025

United States Employment Snapshot

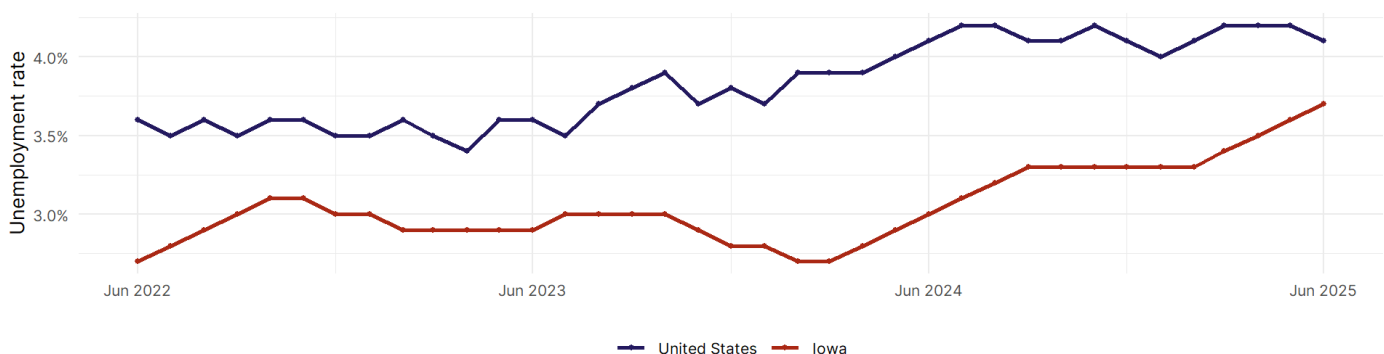
- In June, among the 50 states and the District of Columbia **unemployment fell in 11, rose in 7, and remained unchanged in 33.**
- The highest unemployment rate was 5.9 percent in **District of Columbia**, and the lowest was 1.8 percent in **South Dakota**. Nationally, the unemployment rate fell by 0.1 percentage point to 4.1 percent.
- In June, **payroll jobs rose in 27 states and fell in 24.** The largest payroll job percent increase was 0.9 percent in **Alaska**. The largest payroll job percent decline was 0.5 percent in **Rhode Island**.

Iowa Employment Snapshot

- In June, **Iowa lost 2,700 net payroll jobs** and the **unemployment rate rose by 0.1 percentage point to 3.7 percent.** In the prior month, Iowa lost 5,100 net payroll jobs.
- Over the past 12 months, **Iowa lost 6,800 net payroll jobs** and the **unemployment rate rose by 0.7 percentage points from 3 percent.**
- Nationally, nonfarm payrolls **rose by 147,000 in June, or 0.1 percent.** Iowa **ranks 50th** in the nation for percentage gain in nonfarm payroll employment over the past 12 months.
- In June, **Iowa's private sector lost 2,800 net private payroll jobs**, and over the past 12 months it lost 12,000 private payroll jobs. In the prior month, Iowa lost 5,700 net private payroll jobs.
- In June, employment in Iowa **rose by 2,677**, and over the past 12 months it rose by 8,772.
- Iowa's labor force participation rate rose to 67.4 percent** in June from 67.3 percent and **ranks 8th** in the nation. In the past 12 months, the labor force participation rate has risen by 0.3 percentage points.

Unemployment Rate in Iowa

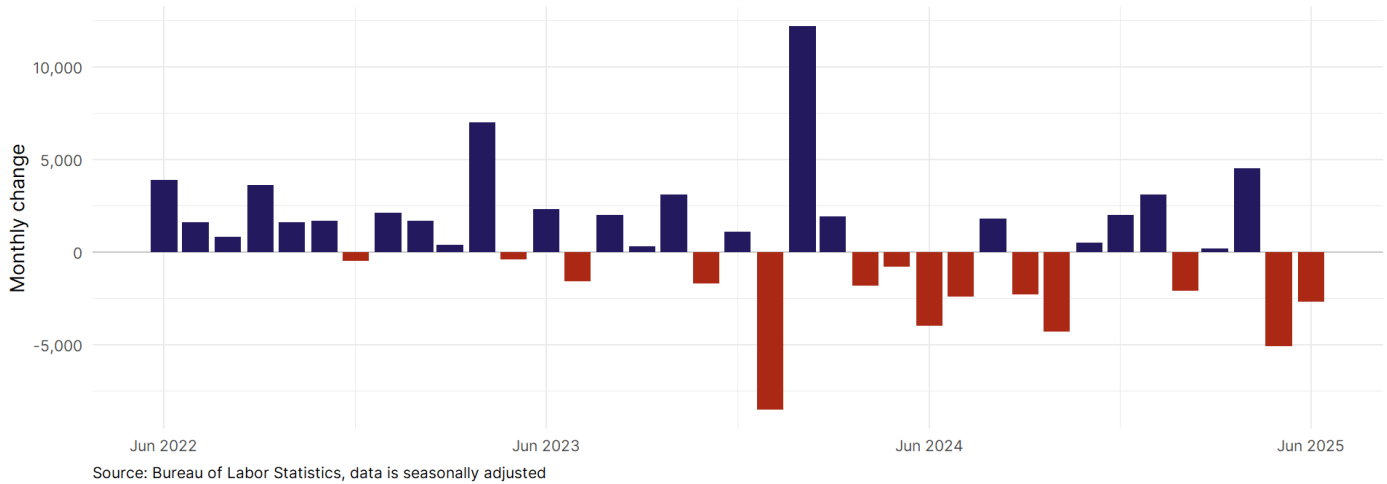
June 2022 to June 2025



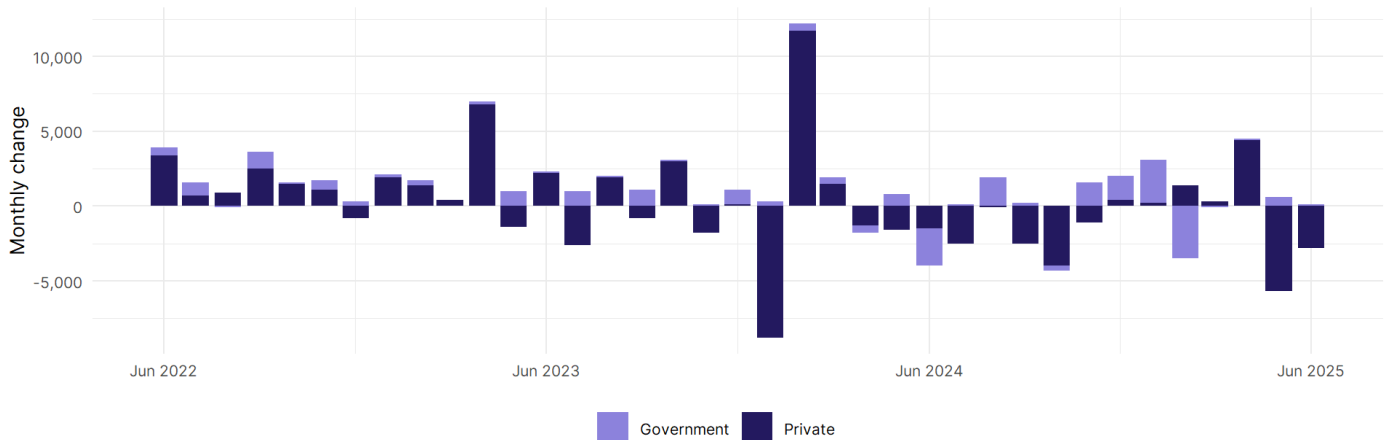
Source: Bureau of Labor Statistics, data is seasonally adjusted

Iowa Payroll employment

Change in Nonfarm Payrolls in Iowa
June 2022 to June 2025



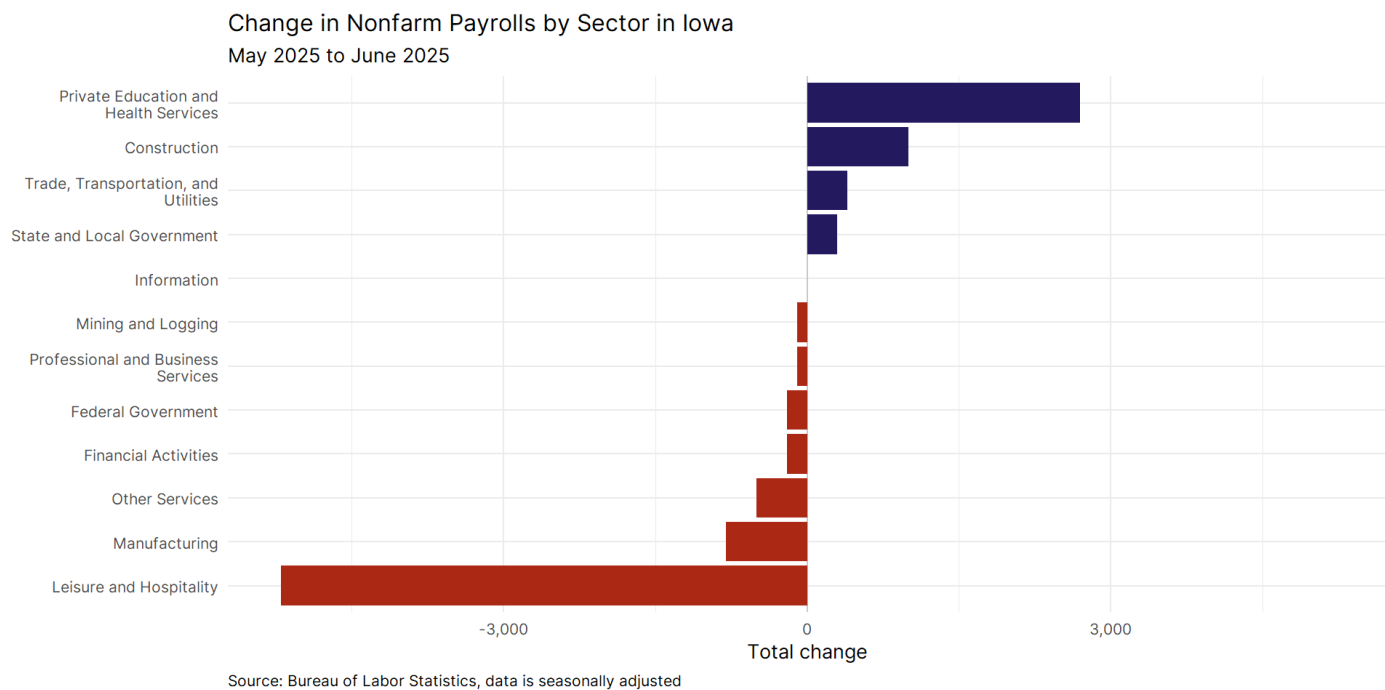
Change in Nonfarm Payrolls by Sector in Iowa
June 2022 to June 2025



- **Iowa lost 2,700 net payroll jobs, or -0.2 percent**, on a seasonally adjusted basis during June. In the prior month, Iowa lost 5,100 jobs. Iowa nonfarm payroll employment has increased in **6 of the past 12 months**.
- Nationally, nonfarm payrolls **rose by 147,000 in June, or 0.1 percent**. Iowa ranks 50th in the nation for percentage gain in nonfarm payroll employment over the past 12 months.
- **Iowa lost 2,800 private sector jobs, or -0.2 percent**, on a seasonally adjusted basis during June. In the prior month, Iowa lost 5,700 jobs. Iowa private sector payroll employment has increased in **5 of the past 12 months**.
- Nationally, private sector payroll jobs **rose by 74,000 jobs in June, or 0.1 percent**. Iowa ranks 51st in the nation for percentage gain in private sector payroll employment over the past 12 months.

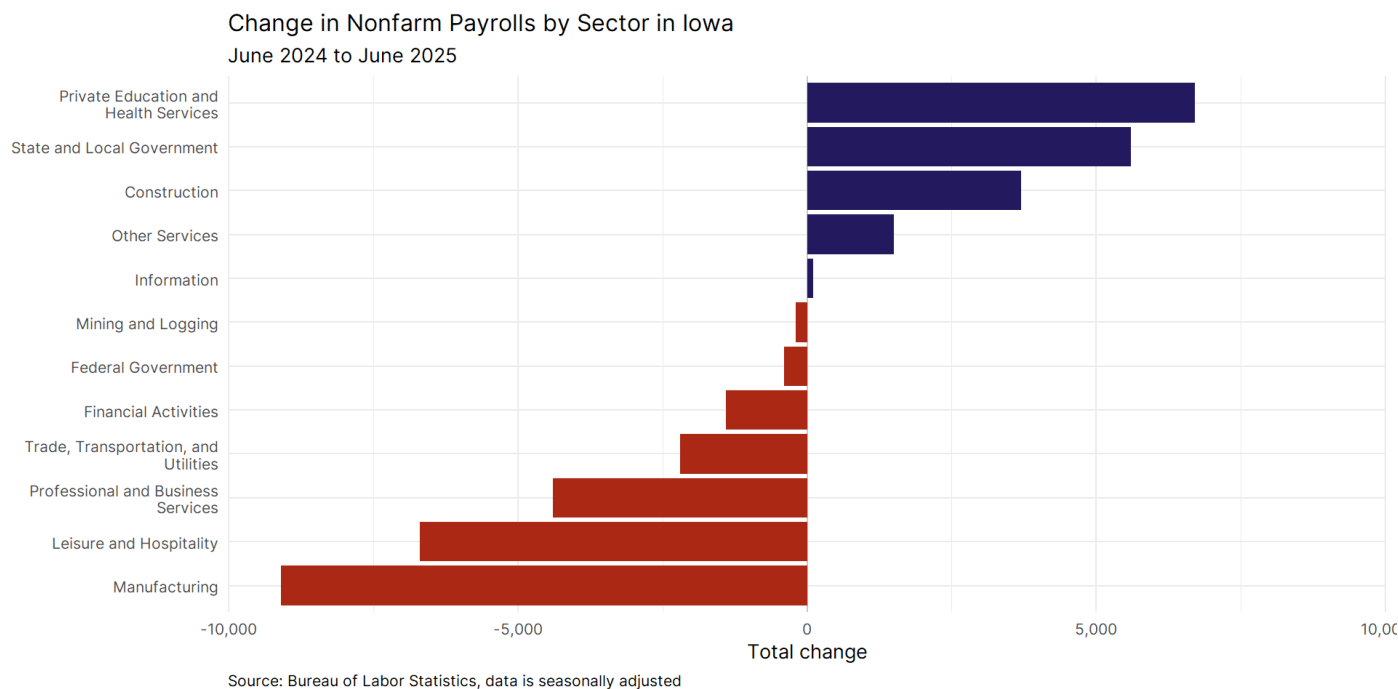
From May 2025 to June 2025:

- The best performing sectors were **Private Education and Health Services** (+2,700) and **Construction** (+1,000).
- The worst performing sectors were **Leisure and Hospitality** (-5,200) and **Manufacturing** (-800).



From June 2024 to June 2025:

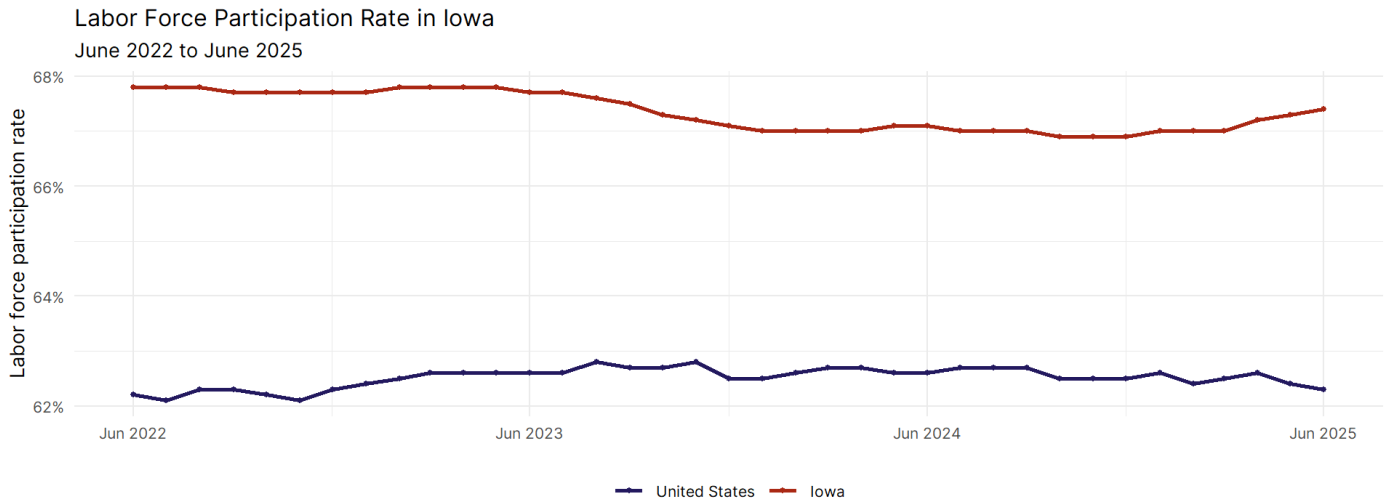
- The best performing sectors were **Private Education and Health Services** (+6,700) and **State and Local Government** (+5,600).
- The worst performing sectors were **Manufacturing** (-9,100) and **Leisure and Hospitality** (-6,700).



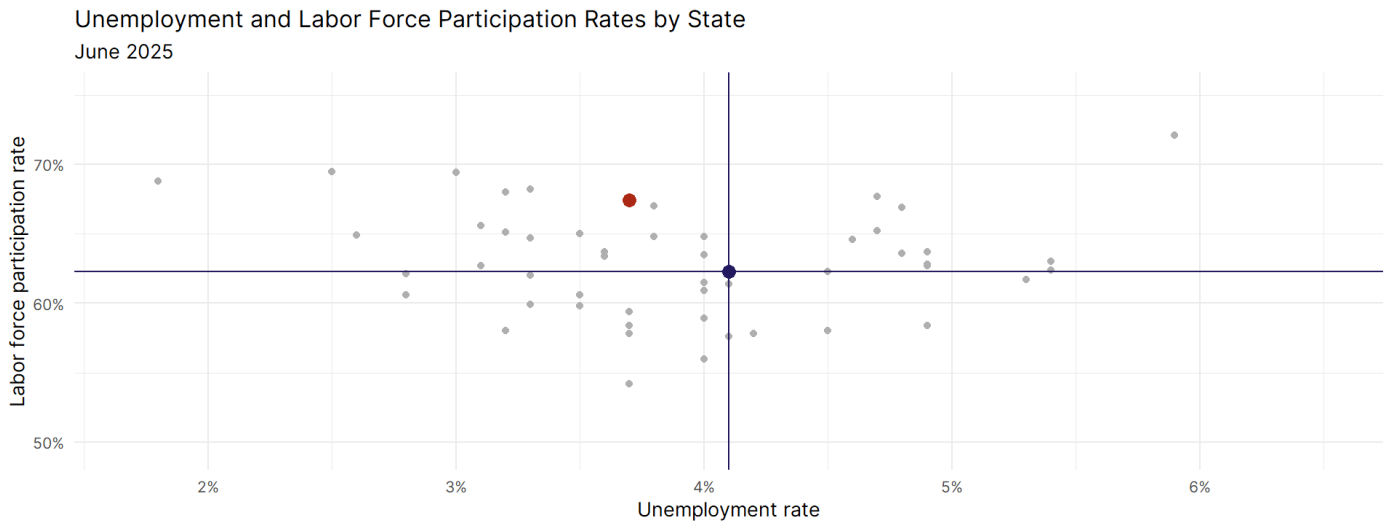
Iowa Labor force

The labor force participation rate is the percentage of the civilian noninstitutionalized population age 16 and older who are employed or actively looking for work.

- The labor force participation rate in **Iowa rose to 67.4 percent in June from 67.3 percent in the prior month.**
- **Iowa ranks 8th** in the nation.
- The 10-year high for the labor force participation rate in Iowa was **70.2 percent** occurring in September 2019, and the 10-year low was **65.3 percent** in August 2020.
- The national labor force participation rate **fell by 0.1 percentage points to 62.3 percent** in June.



Source: Bureau of Labor Statistics, data is seasonally adjusted



Source: Bureau of Labor Statistics, data is seasonally adjusted