



United States Congress

Joint Economic Committee

Est. 1946

Republicans

Representative David Schweikert, *Chairman*



Louisiana Employment Update



April 2025 | Released May 21, 2025

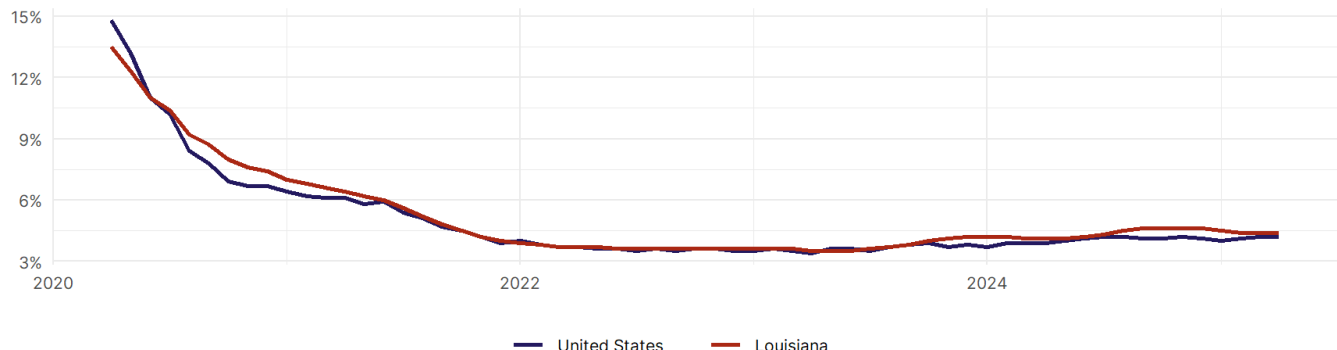
United States Employment Snapshot

- In April, among the 50 states and the District of Columbia **unemployment fell in 5, rose in 20, and remained unchanged in 26.**
- The highest unemployment rate was 5.8 percent in **District of Columbia**, and the lowest was 1.8 percent in **South Dakota**. Nationally, the unemployment rate remained unchanged in April.
- In April, **payroll jobs rose in 40 states and fell in 11.** The largest payroll job percent increase was 0.4 percent in **Mississippi**. The largest payroll job percent decline was 0.2 percent in **Vermont**.

Louisiana Employment Snapshot

- In April, **Louisiana added 700 net payroll jobs** and the **unemployment rate remained unchanged at 4.4 percent.** In the prior month, Louisiana lost 1,800 net payroll jobs.
- Over the past 12 months, **Louisiana added 16,600 net payroll jobs** and the **unemployment rate rose by 0.3 percentage points from 4.1 percent.**
- Nationally, nonfarm payrolls **rose by 177,000 in April, or 0.1 percent.** Louisiana **is tied for 27th** in the nation for percentage gain in nonfarm payroll employment over the past 12 months.
- In April, **Louisiana's private sector lost 200 net private payroll jobs**, and over the past 12 months it added 13,100 private payroll jobs. In the prior month, Louisiana lost 1,500 net private payroll jobs.
- In April, employment in Louisiana **fell by 1,122**, and over the past 12 months it fell by 12,716.
- **Louisiana's labor force participation rate remained steady at 57.9 percent** in April and **is tied for 46th** in the nation. In the past 12 months, the labor force participation rate has fallen by 0.3 percentage points.

Louisiana
Unemployment Rate

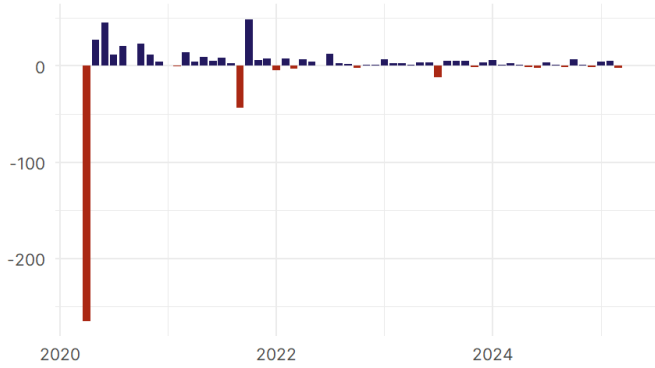


Source: Bureau of Labor Statistics, data is seasonally adjusted

Louisiana Payroll Employment

Louisiana Nonfarm Payroll Jobs

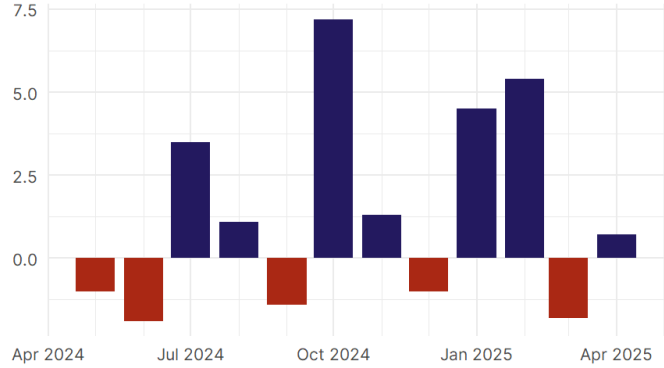
Monthly change, past five years (thousands)



Source: Bureau of Labor Statistics, data is seasonally adjusted

Louisiana Nonfarm Payroll Jobs

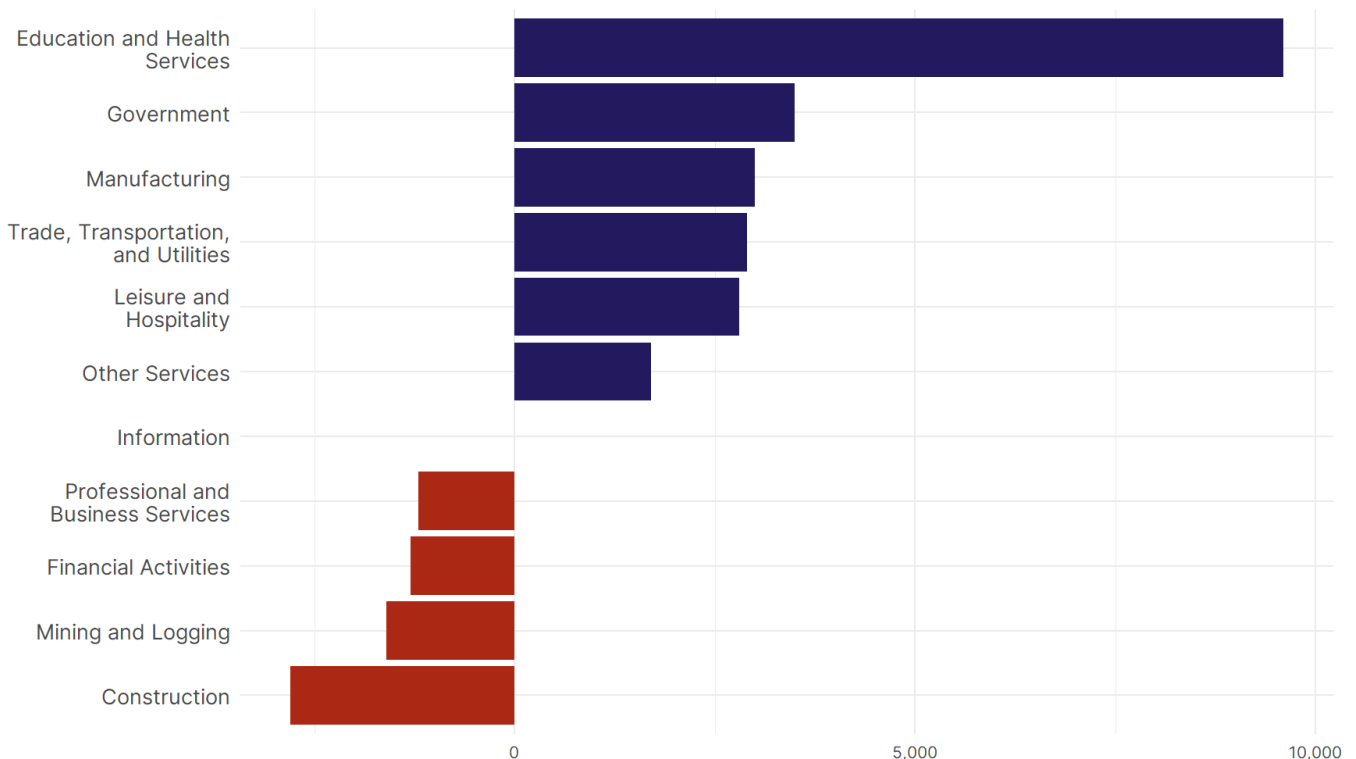
Monthly change, past 12 months (thousands)



Source: Bureau of Labor Statistics, data is seasonally adjusted

- **Louisiana added 700 net payroll jobs, or 0 percent**, on a seasonally adjusted basis during April. In the prior month, Louisiana lost 1,800 jobs. Louisiana nonfarm payroll employment has increased in **7 of the past 12 months**.
- Nationally, nonfarm payrolls **rose by 177,000 in April, or 0.1 percent**. Louisiana is tied for 27th in the nation for percentage gain in nonfarm payroll employment over the past 12 months.
- **Louisiana lost 200 private sector jobs, or 0 percent**, on a seasonally adjusted basis during April. In the prior month, Louisiana lost 1,500 jobs. Louisiana private sector payroll employment has increased in **6 of the past 12 months**.
- Nationally, private sector payroll jobs **rose by 167,000 jobs in April, or 0.1 percent**. Louisiana is tied for 26th in the nation for percentage gain in private sector payroll employment over the past 12 months.

Change in Louisiana Payroll Employment by Sector over past 12 months



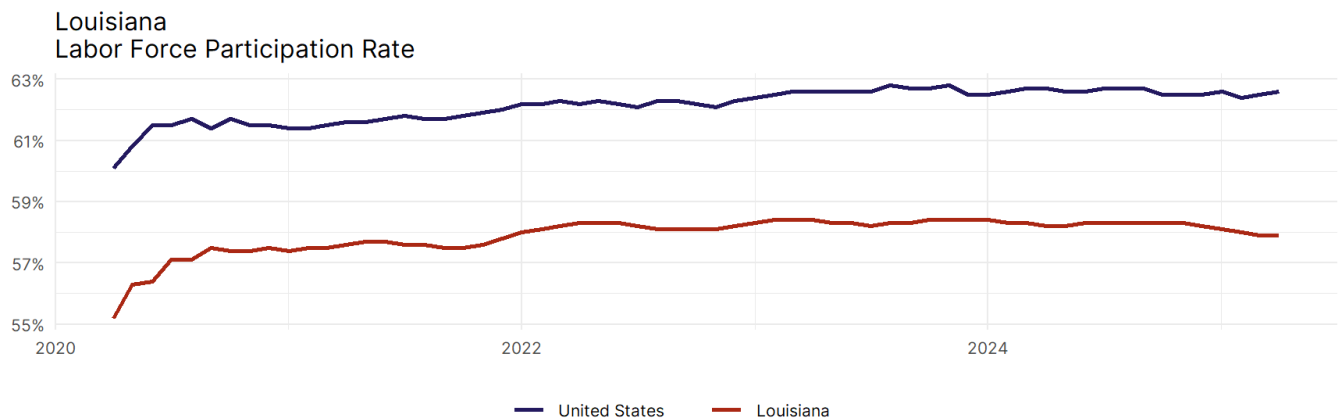
Source: Bureau of Labor Statistics, data is seasonally adjusted

- The best performing sectors on a seasonally adjusted basis during April were **Education and Health Services (1,000)** and **Government (900)**.
- The poorest performing sectors during the month were **Construction (-700)** and **Professional and Business Services (-1,400)**.
- The best performing sectors during the last 12 months were **Education and Health Services (9,600)** and **Government (3,500)**.
- The poorest performing sectors during the last 12 months were **Mining and Logging (-1,600)** and **Construction (-2,800)**.

Louisiana Labor Force

The labor force participation rate is the percentage of the civilian noninstitutionalized population age 16 and older who are employed or actively looking for work.

- The labor force participation rate in **Louisiana remained unchanged at 57.9 percent in April**.
- **Louisiana is tied for 46th** in the nation.
- The 10-year high for the labor force participation rate in Louisiana was **60.7 percent** in April 2015, and the 10-year low was **55.2 percent** in April 2020.
- The national labor force participation rate **rose by 0.1 percentage points to 62.6 percent** in April.



Source: Bureau of Labor Statistics, data is seasonally adjusted

