



United States Congress

Joint Economic Committee

EST. 1946

Republicans

Representative David Schweikert, *Chairman*



Louisiana Employment Update



August 2025 | Released September 19, 2025

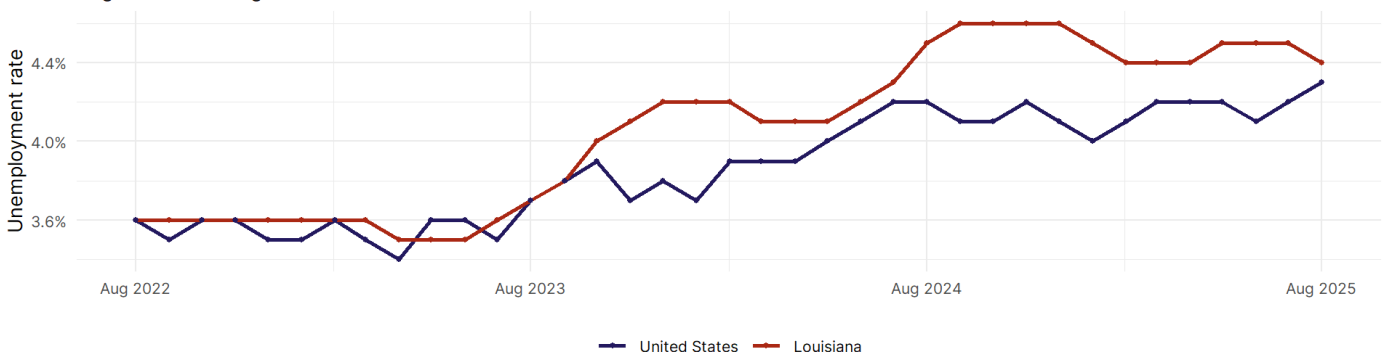
United States Employment Snapshot

- In August, among the 50 states and the District of Columbia **unemployment fell in 13, rose in 12, and remained unchanged in 26.**
- The highest unemployment rate was 6 percent in **District of Columbia**, and the lowest was 1.9 percent in **South Dakota**. Nationally, the unemployment rate rose by 0.1 percentage point to 4.3 percent.
- In August, **payroll jobs rose in 32 states and fell in 18.** The largest payroll job percent increase was 0.5 percent in **Utah**. The largest payroll job percent decline was 0.7 percent in **District of Columbia**.

Louisiana Employment Snapshot

- In August, **Louisiana lost 300 net payroll jobs** and the **unemployment rate fell by 0.1 percentage point to 4.4 percent.** In the prior month, Louisiana added 1,300 net payroll jobs.
- Over the past 12 months, **Louisiana added 19,100 net payroll jobs** and the **unemployment rate fell by 0.1 percentage point from 4.5 percent.**
- Nationally, nonfarm payrolls **rose by 22,000 in August, or 0 percent.** Louisiana **is tied for 18th** in the nation for percentage gain in nonfarm payroll employment over the past 12 months.
- In August, **Louisiana's private sector added 500 net private payroll jobs**, and over the past 12 months it added 17,800 private payroll jobs. In the prior month, Louisiana added 1,700 net private payroll jobs.
- In August, employment in Louisiana **rose by 1,610**, and over the past 12 months it fell by 4,364.
- **Louisiana's labor force participation rate remained steady at 58 percent** in August and **ranks 45th** in the nation. In the past 12 months, the labor force participation rate has fallen by 0.3 percentage points.

Unemployment Rate in Louisiana
August 2022 to August 2025

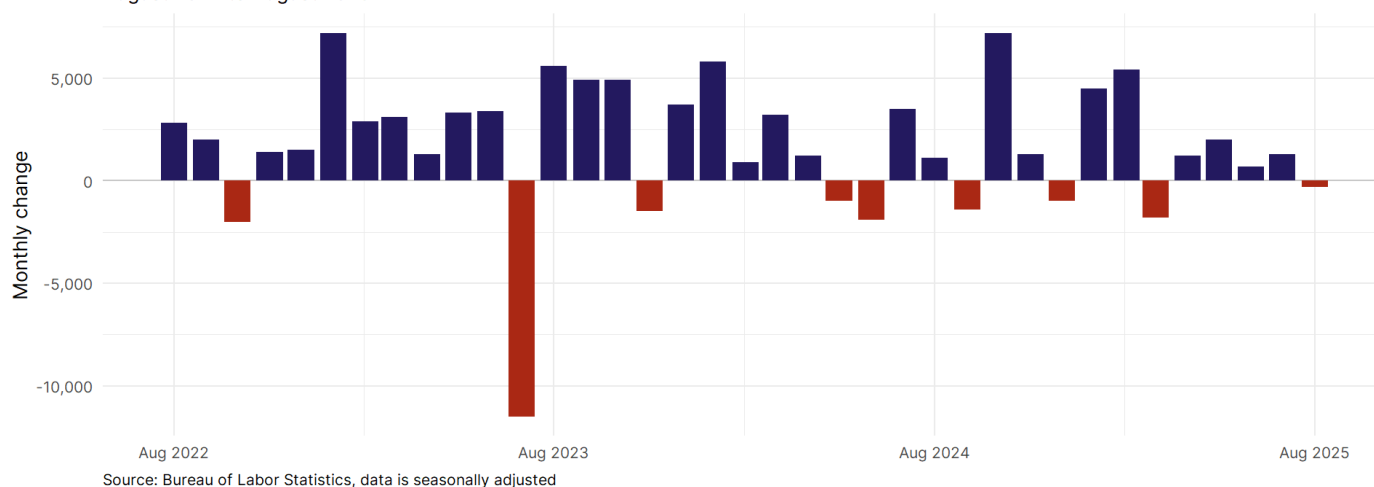


Source: Bureau of Labor Statistics, data is seasonally adjusted

Louisiana Payroll employment

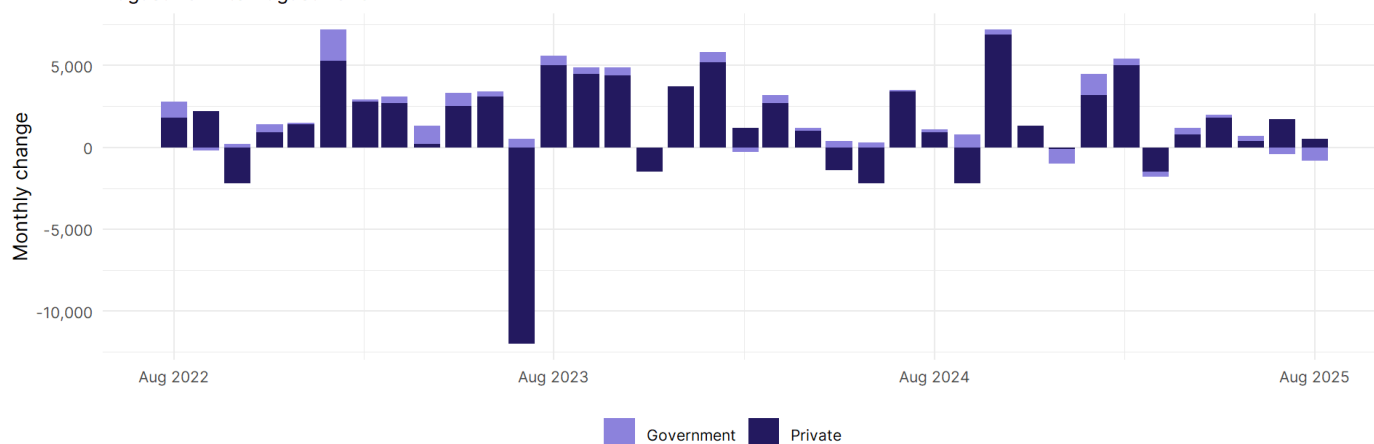
Change in Nonfarm Payrolls in Louisiana

August 2022 to August 2025



Change in Nonfarm Payrolls by Sector in Louisiana

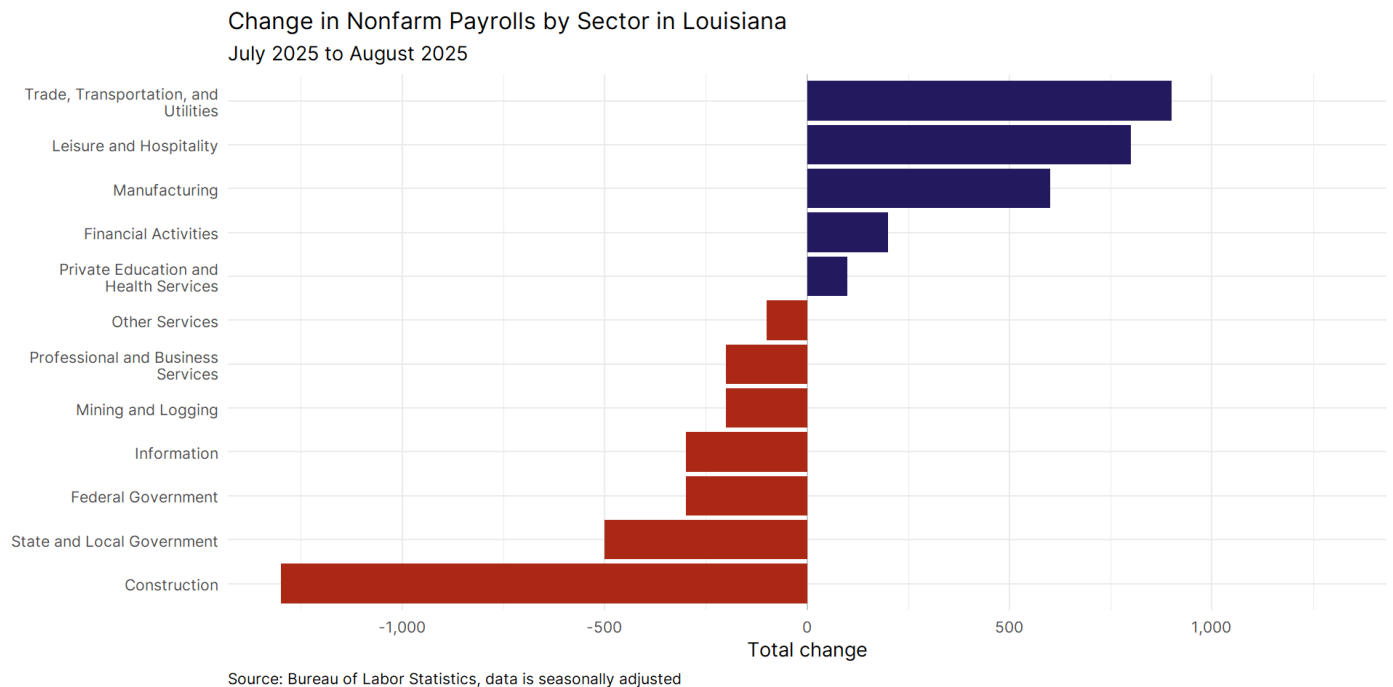
August 2022 to August 2025



- **Louisiana lost 300 net payroll jobs, or 0 percent**, on a seasonally adjusted basis during August. In the prior month, Louisiana added 1,300 jobs. Louisiana nonfarm payroll employment has increased in **8 of the past 12 months**.
- Nationally, nonfarm payrolls **rose by 22,000 in August, or 0 percent**. Louisiana is tied for 18th in the nation for percentage gain in nonfarm payroll employment over the past 12 months.
- **Louisiana added 500 private sector jobs, or 0 percent**, on a seasonally adjusted basis during August. In the prior month, Louisiana added 1,700 jobs. Louisiana private sector payroll employment has increased in **9 of the past 12 months**.
- Nationally, private sector payroll jobs **rose by 38,000 jobs in August, or 0 percent**. Louisiana is tied for 16th in the nation for percentage gain in private sector payroll employment over the past 12 months.

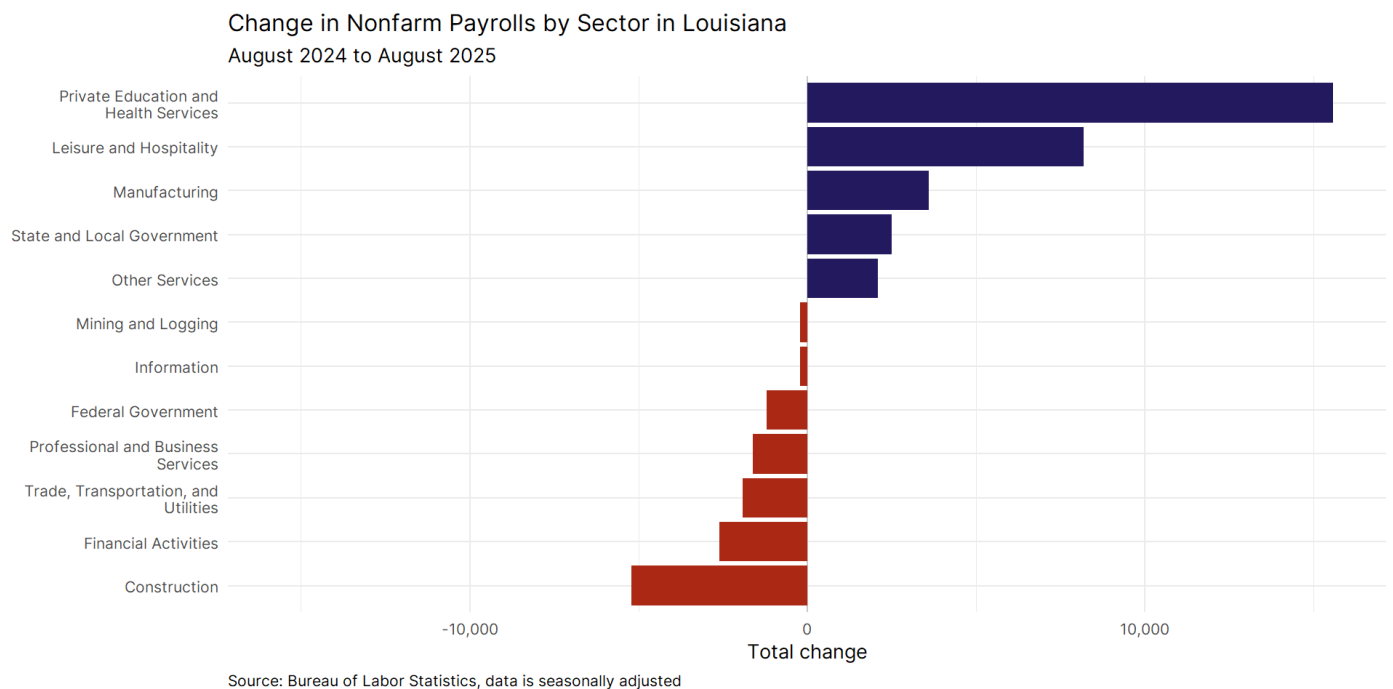
From July 2025 to August 2025:

- The best performing sectors were **Trade, Transportation, and Utilities** (+900) and **Leisure and Hospitality** (+800).
- The worst performing sectors were **Construction** (-1,300) and **State and Local Government** (-500).



From August 2024 to August 2025:

- The best performing sectors were **Private Education and Health Services** (+15,600) and **Leisure and Hospitality** (+8,200).
- The worst performing sectors were **Construction** (-5,200) and **Financial Activities** (-2,600).



Louisiana Labor force

The labor force participation rate is the percentage of the civilian noninstitutionalized population age 16 and older who are employed or actively looking for work.

- The labor force participation rate in **Louisiana remained unchanged at 58 percent in August.**
- **Louisiana ranks 45th** in the nation.
- The 10-year high for the labor force participation rate in Louisiana was **59.9 percent** in August 2015, and the 10-year low was **55.2 percent** in April 2020.
- The national labor force participation rate **rose by 0.1 percentage points to 62.3 percent** in August.

