



United States Congress

# Joint Economic Committee

EST. 1946

Republicans

Representative David Schweikert, *Chairman*



## Maine

### Employment Update



June 2025 | Released July 18, 2025

### United States Employment Snapshot

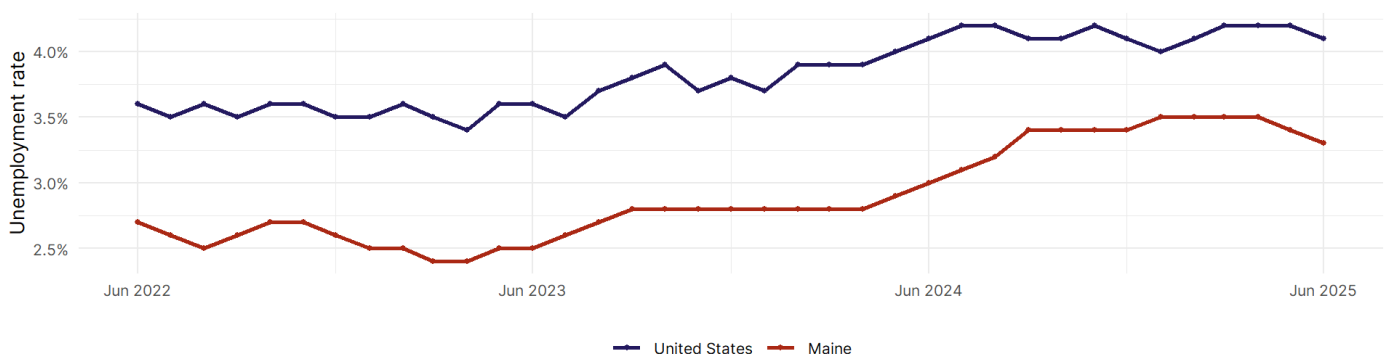
- In June, among the 50 states and the District of Columbia **unemployment fell in 11, rose in 7, and remained unchanged in 33.**
- The highest unemployment rate was 5.9 percent in **District of Columbia**, and the lowest was 1.8 percent in **South Dakota**. Nationally, the unemployment rate fell by 0.1 percentage point to 4.1 percent.
- In June, **payroll jobs rose in 27 states and fell in 24.** The largest payroll job percent increase was 0.9 percent in **Alaska**. The largest payroll job percent decline was 0.5 percent in **Rhode Island**.

### Maine Employment Snapshot

- In June, **Maine lost 700 net payroll jobs** and the **unemployment rate fell by 0.1 percentage point to 3.3 percent.** In the prior month, Maine lost 1,100 net payroll jobs.
- Over the past 12 months, **Maine lost 500 net payroll jobs** and the **unemployment rate rose by 0.3 percentage points from 3 percent.**
- Nationally, nonfarm payrolls **rose by 147,000 in June, or 0.1 percent.** Maine **is tied for 47th** in the nation for percentage gain in nonfarm payroll employment over the past 12 months.
- In June, **Maine's private sector lost 900 net private payroll jobs**, and over the past 12 months it lost 2,700 private payroll jobs. In the prior month, Maine lost 900 net private payroll jobs.
- In June, employment in Maine **rose by 448**, and over the past 12 months it fell by 830.
- Maine's labor force participation rate fell to 59.9 percent** in June from 60 percent and **ranks 39th** in the nation. In the past 12 months, the labor force participation rate has fallen by 0.2 percentage points.

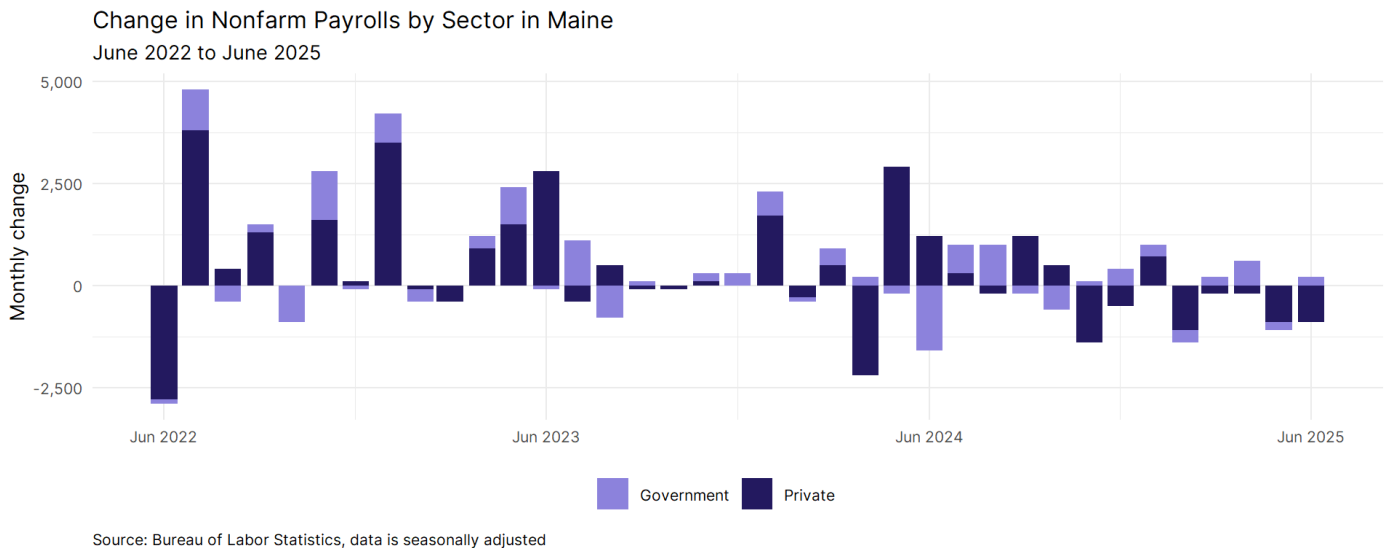
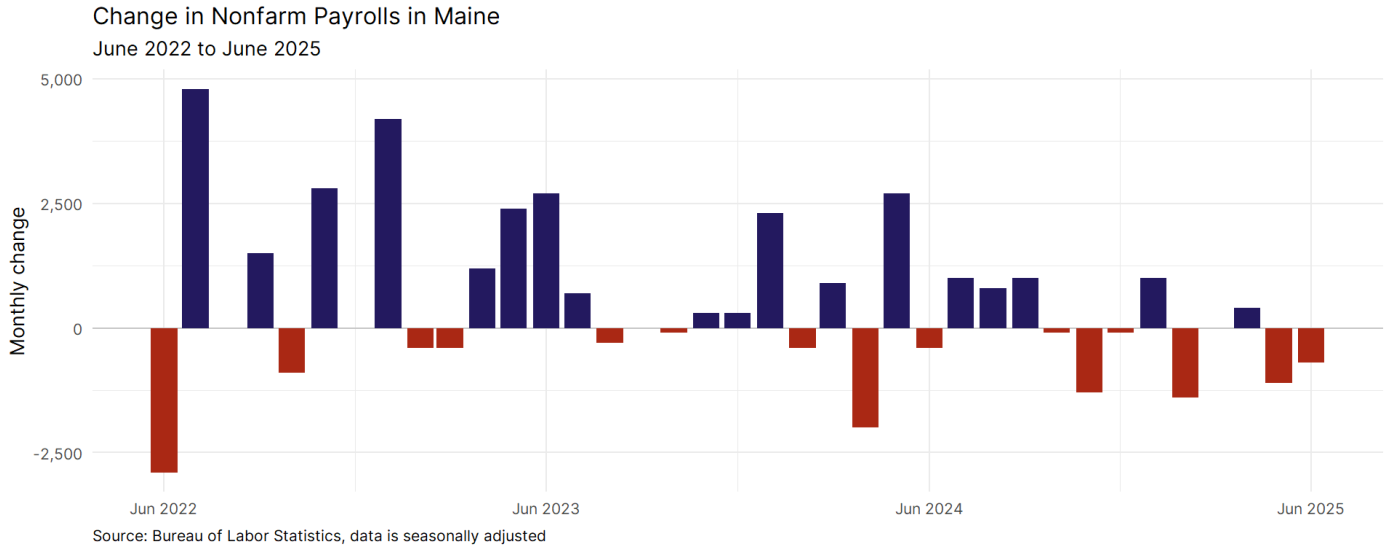
Unemployment Rate in Maine

June 2022 to June 2025



Source: Bureau of Labor Statistics, data is seasonally adjusted

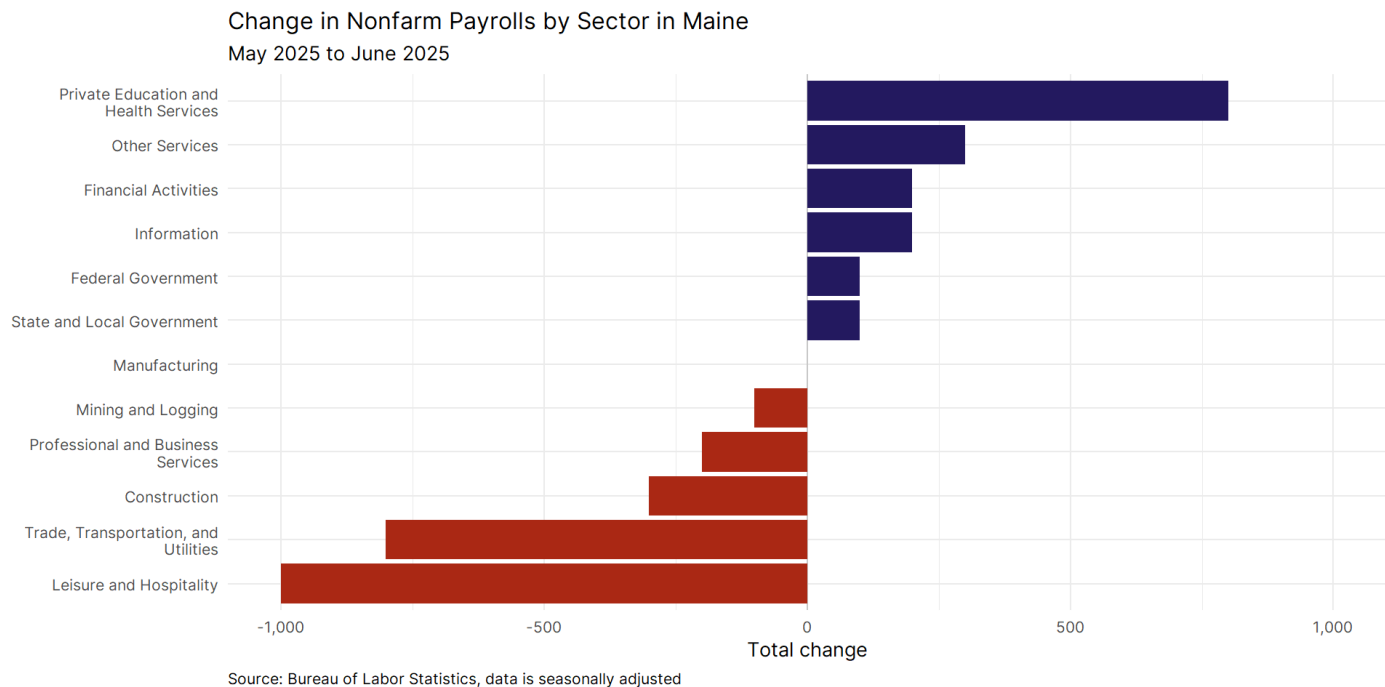
## Maine Payroll employment



- **Maine lost 700 net payroll jobs, or -0.1 percent**, on a seasonally adjusted basis during June. In the prior month, Maine lost 1,100 jobs. Maine nonfarm payroll employment has increased in **5 of the past 12 months**.
- Nationally, nonfarm payrolls **rose by 147,000 in June, or 0.1 percent**. Maine is tied for 47th in the nation for percentage gain in nonfarm payroll employment over the past 12 months.
- **Maine lost 900 private sector jobs, or -0.2 percent**, on a seasonally adjusted basis during June. In the prior month, Maine lost 900 jobs. Maine private sector payroll employment has increased in **4 of the past 12 months**.
- Nationally, private sector payroll jobs **rose by 74,000 jobs in June, or 0.1 percent**. Maine ranks 50th in the nation for percentage gain in private sector payroll employment over the past 12 months.

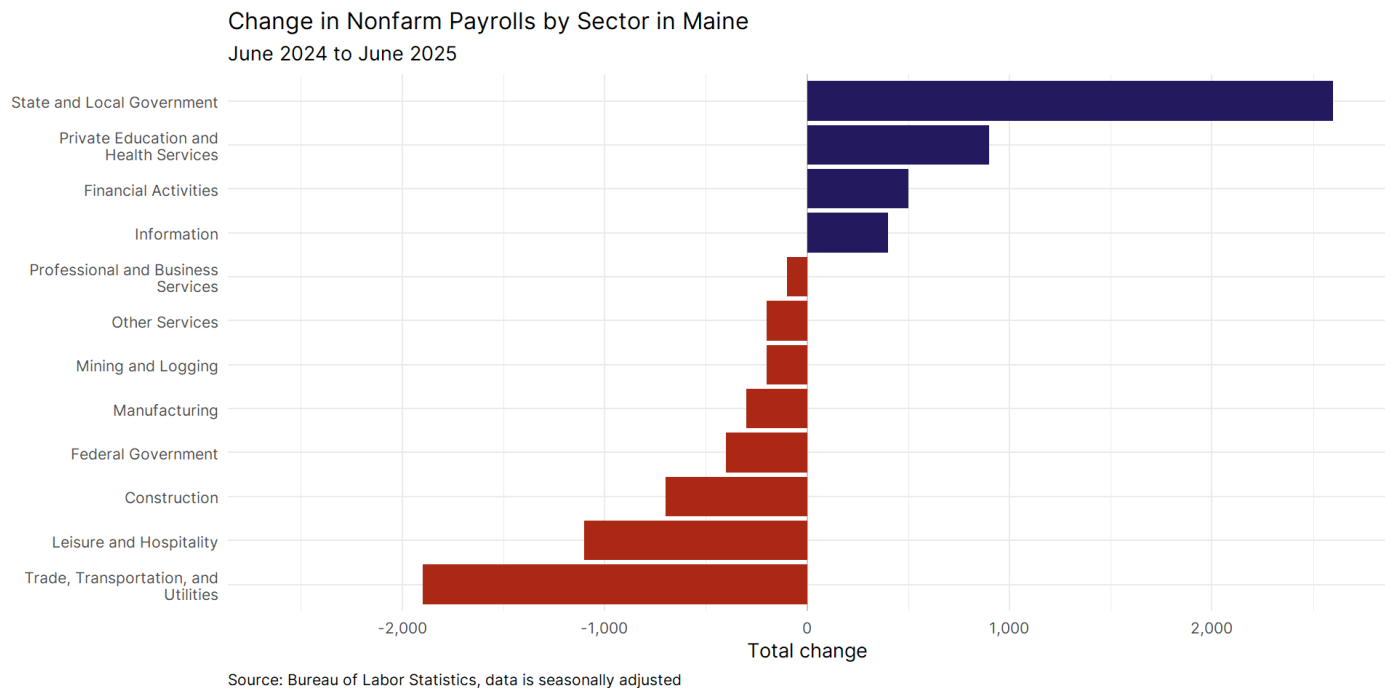
From May 2025 to June 2025:

- The best performing sectors were **Private Education and Health Services** (+800) and **Other Services** (+300).
- The worst performing sectors were **Leisure and Hospitality** (-800) and **Trade, Transportation, and Utilities** (-800).



From June 2024 to June 2025:

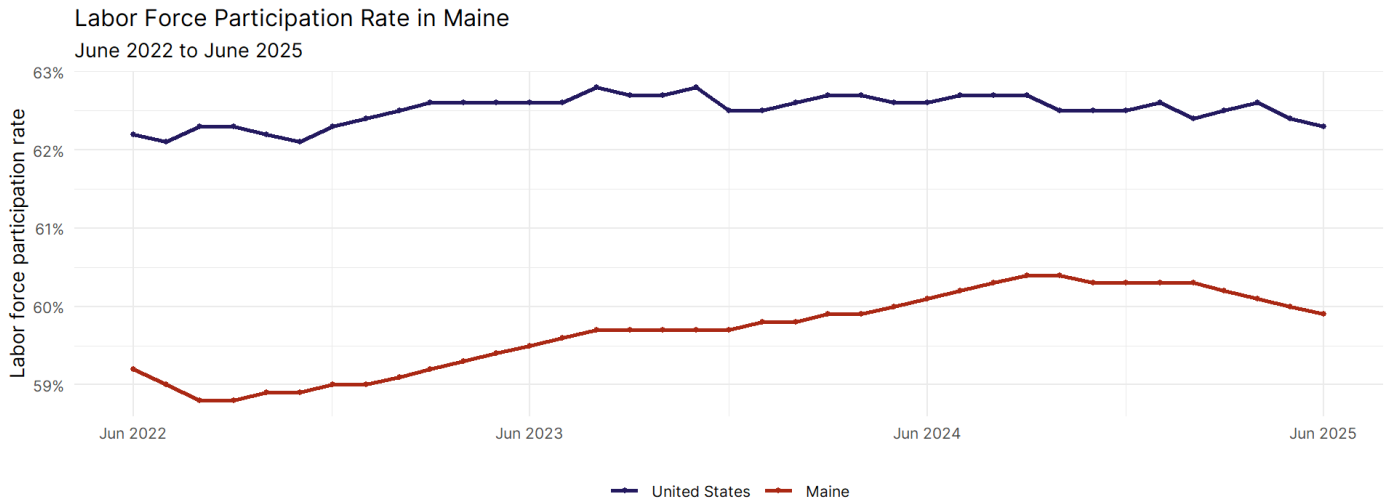
- The best performing sectors were **State and Local Government** (+2,600) and **Private Education and Health Services** (+900).
- The worst performing sectors were **Trade, Transportation, and Utilities** (-1,900) and **Leisure and Hospitality** (-1,100).



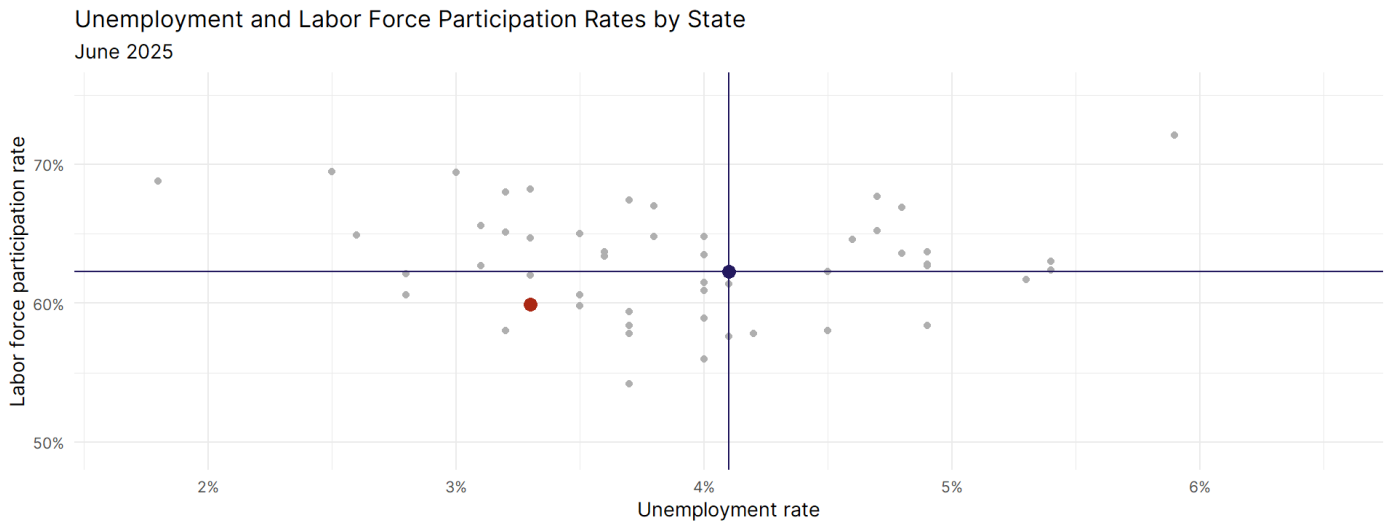
## Maine Labor force

The labor force participation rate is the percentage of the civilian noninstitutionalized population age 16 and older who are employed or actively looking for work.

- The labor force participation rate in **Maine fell to 59.9 percent in June from 60 percent in the prior month.**
- **Maine ranks 39th** in the nation.
- The 10-year high for the labor force participation rate in Maine was **63.7 percent** occurring in June 2017, and the 10-year low was **58.2 percent** occurring in August 2020.
- The national labor force participation rate **fell by 0.1 percentage points to 62.3 percent** in June.



Source: Bureau of Labor Statistics, data is seasonally adjusted



Source: Bureau of Labor Statistics, data is seasonally adjusted