



United States Congress

Joint Economic Committee

EST. 1946

Republicans

Representative David Schweikert, *Chairman*



Michigan Employment Update



August 2025 | Released September 19, 2025

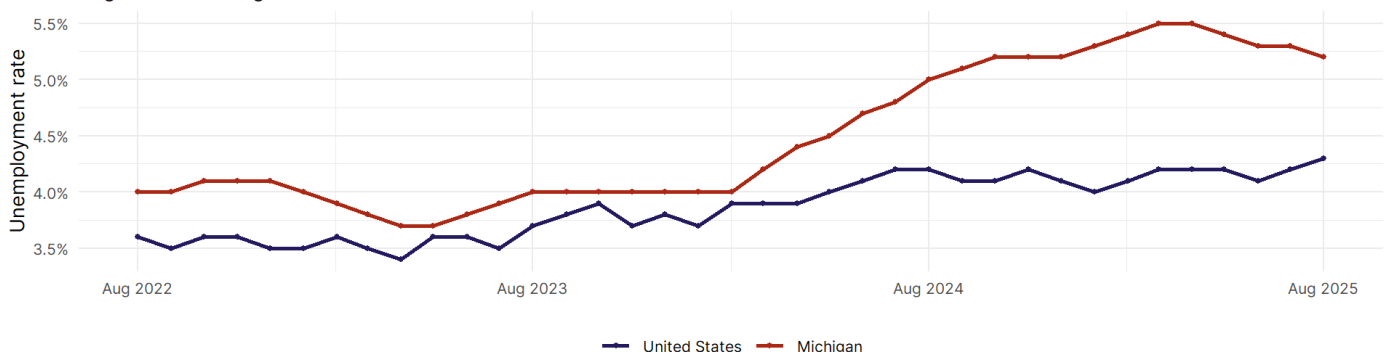
United States Employment Snapshot

- In August, among the 50 states and the District of Columbia **unemployment fell in 13, rose in 12, and remained unchanged in 26.**
- The highest unemployment rate was 6 percent in **District of Columbia**, and the lowest was 1.9 percent in **South Dakota**. Nationally, the unemployment rate rose by 0.1 percentage point to 4.3 percent.
- In August, **payroll jobs rose in 32 states and fell in 18.** The largest payroll job percent increase was 0.5 percent in **Utah**. The largest payroll job percent decline was 0.7 percent in **District of Columbia**.

Michigan Employment Snapshot

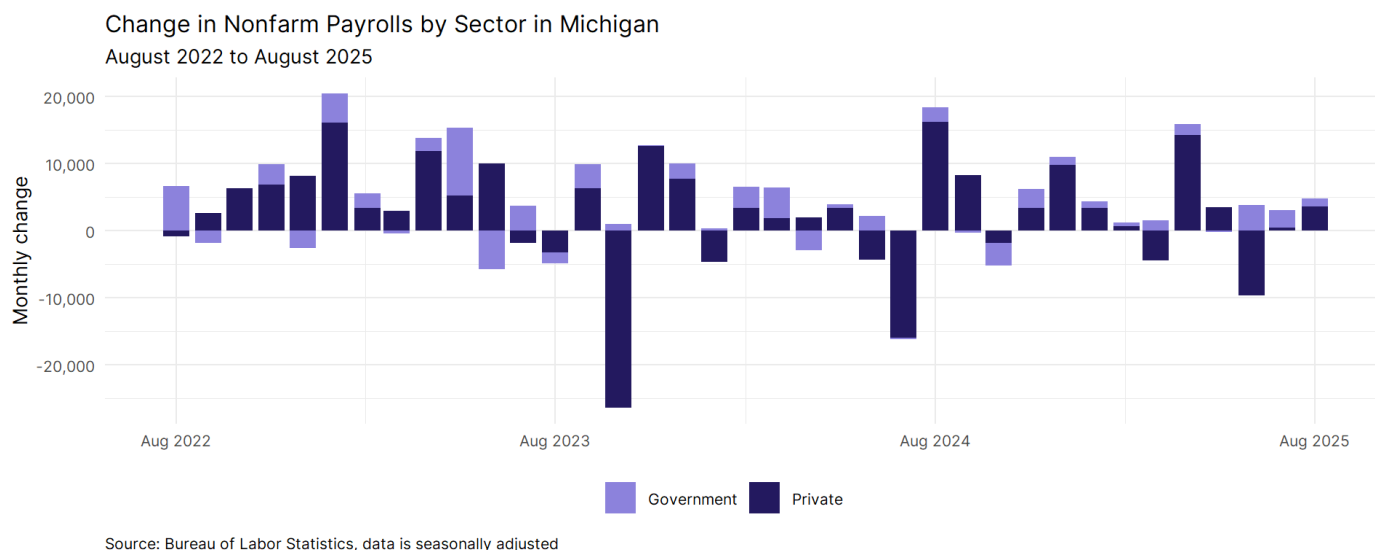
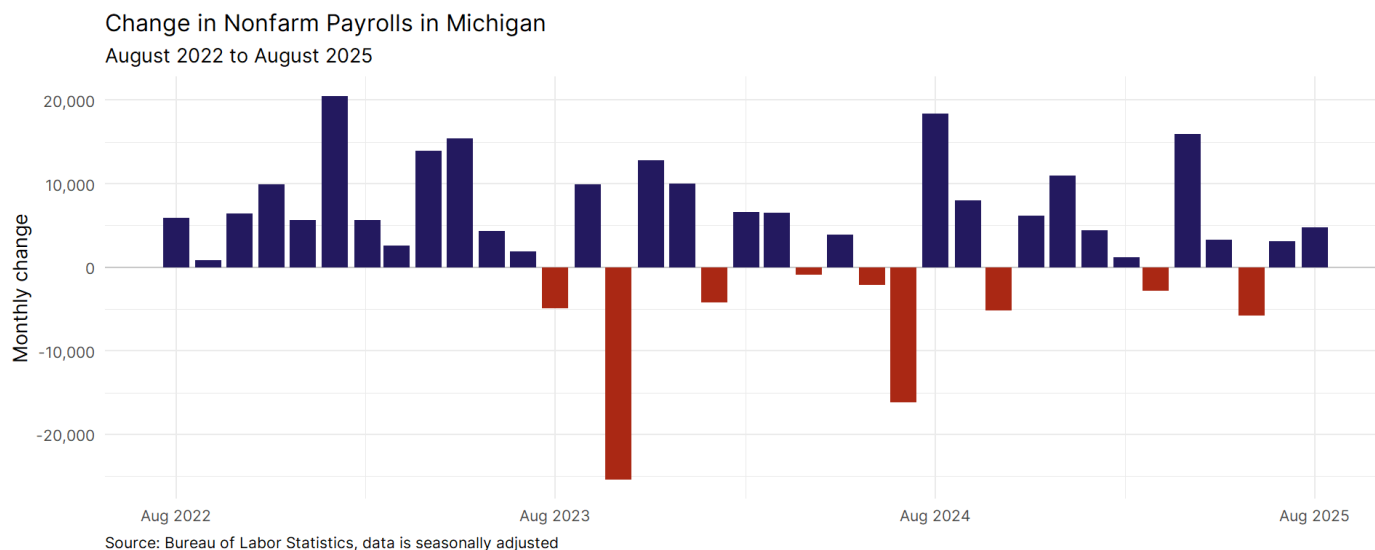
- In August, **Michigan added 4,800 net payroll jobs** and the **unemployment rate fell by 0.1 percentage point to 5.2 percent.** In the prior month, Michigan added 3,100 net payroll jobs.
- Over the past 12 months, **Michigan added 44,100 net payroll jobs** and the **unemployment rate rose by 0.2 percentage points from 5 percent.**
- Nationally, nonfarm payrolls **rose by 22,000 in August, or 0 percent.** Michigan is **tied for 18th** in the nation for percentage gain in nonfarm payroll employment over the past 12 months.
- In August, **Michigan's private sector added 3,600 net private payroll jobs**, and over the past 12 months it added 31,700 private payroll jobs. In the prior month, Michigan added 500 net private payroll jobs.
- In August, employment in Michigan **fell by 6,875**, and over the past 12 months it fell by 21,444.
- **Michigan's labor force participation rate fell to 61.5 percent** in August from 61.6 percent and **ranks 33rd** in the nation. In the past 12 months, the labor force participation rate has fallen by 0.4 percentage points.

Unemployment Rate in Michigan
August 2022 to August 2025



Source: Bureau of Labor Statistics, data is seasonally adjusted

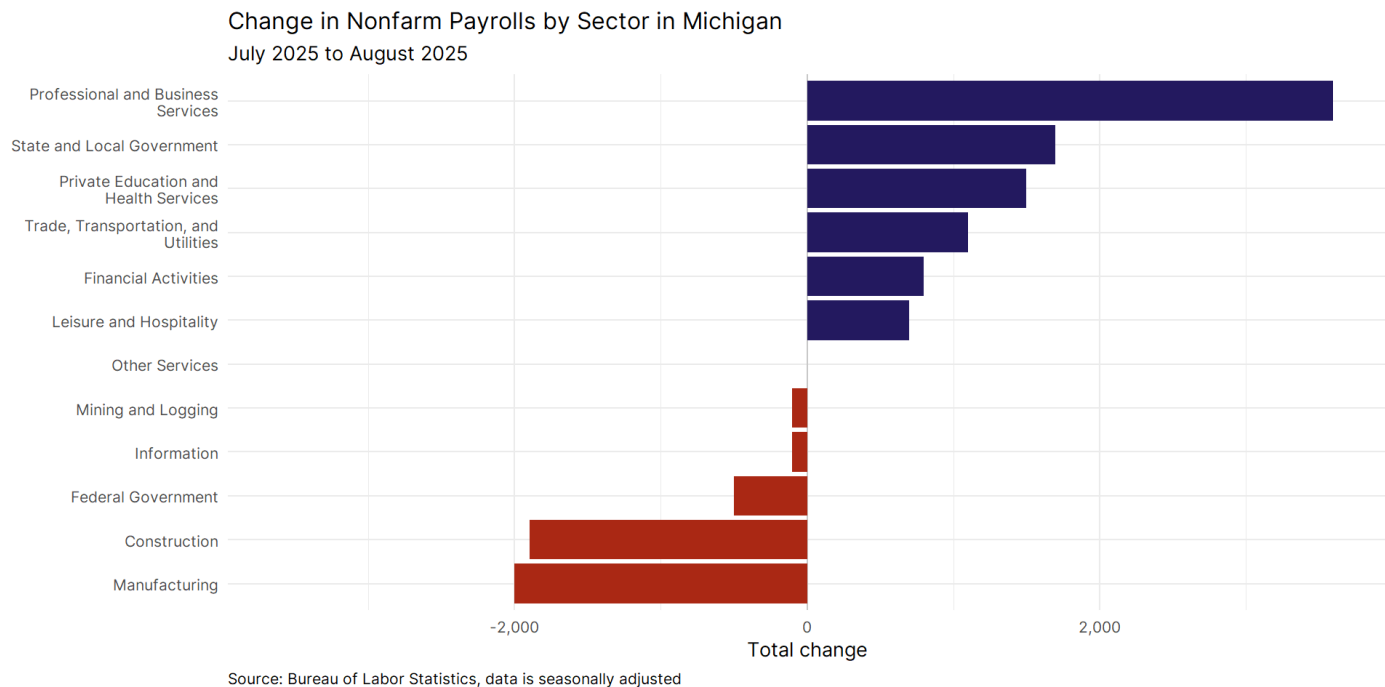
Michigan Payroll employment



- **Michigan added 4,800 net payroll jobs, or 0.1 percent**, on a seasonally adjusted basis during August. In the prior month, Michigan added 3,100 jobs. Michigan nonfarm payroll employment has increased in **9 of the past 12 months**.
- Nationally, nonfarm payrolls **rose by 22,000 in August, or 0 percent**. Michigan is tied for 18th in the nation for percentage gain in nonfarm payroll employment over the past 12 months.
- **Michigan added 3,600 private sector jobs, or 0.1 percent**, on a seasonally adjusted basis during August. In the prior month, Michigan added 500 jobs. Michigan private sector payroll employment has increased in **9 of the past 12 months**.
- Nationally, private sector payroll jobs **rose by 38,000 jobs in August, or 0 percent**. Michigan is tied for 26th in the nation for percentage gain in private sector payroll employment over the past 12 months.

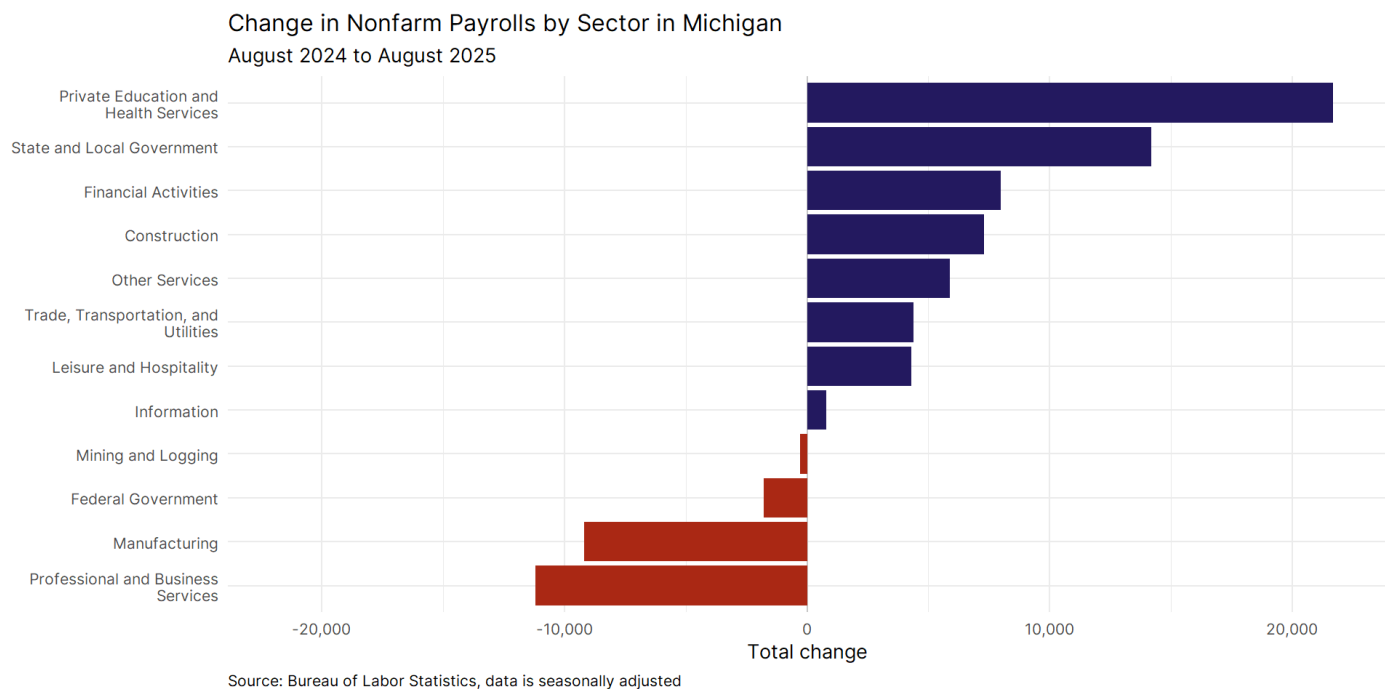
From July 2025 to August 2025:

- The best performing sectors were **Professional and Business Services** (+3,600) and **State and Local Government** (+1,700).
- The worst performing sectors were **Manufacturing** (-2,000) and **Construction** (-1,900).



From August 2024 to August 2025:

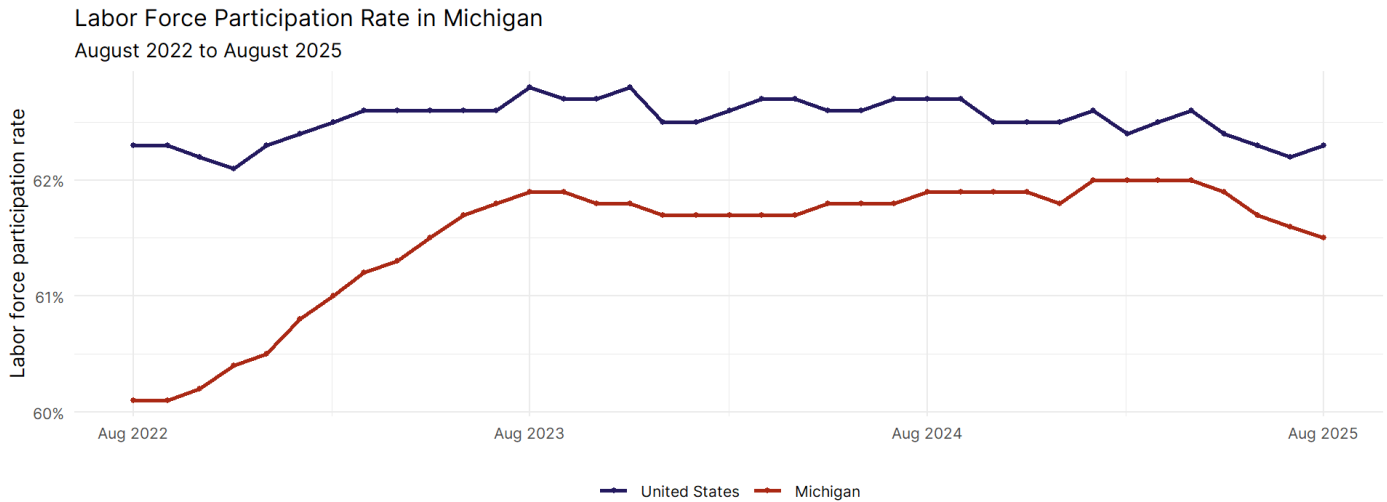
- The best performing sectors were **Private Education and Health Services** (+21,700) and **State and Local Government** (+14,200).
- The worst performing sectors were **Professional and Business Services** (-11,200) and **Manufacturing** (-9,200).



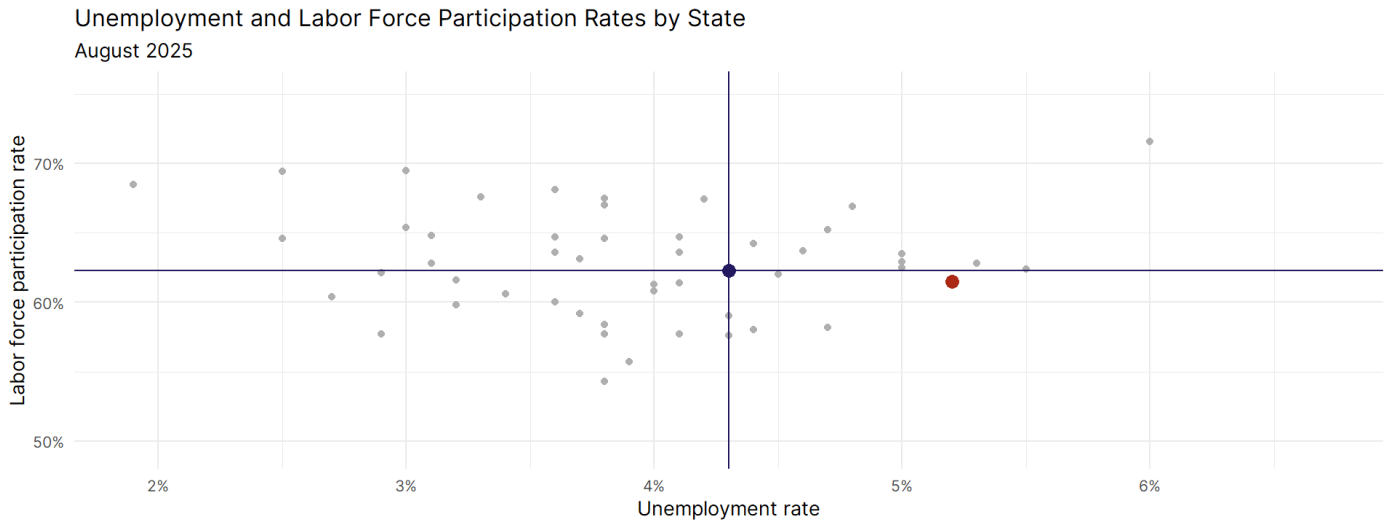
Michigan Labor force

The labor force participation rate is the percentage of the civilian noninstitutionalized population age 16 and older who are employed or actively looking for work.

- The labor force participation rate in **Michigan fell to 61.5 percent in August from 61.6 percent in the prior month.**
- **Michigan ranks 33rd** in the nation.
- The 10-year high for the labor force participation rate in Michigan was **62.3 percent** in June 2020, and the 10-year low was **56.7 percent** in April 2020.
- The national labor force participation rate **rose by 0.1 percentage points to 62.3 percent** in August.



Source: Bureau of Labor Statistics, data is seasonally adjusted



Source: Bureau of Labor Statistics, data is seasonally adjusted