



United States Congress

# Joint Economic Committee

EST. 1946

Republicans

Representative David Schweikert, *Chairman*



## Montana Employment Update



June 2025 | Released July 18, 2025

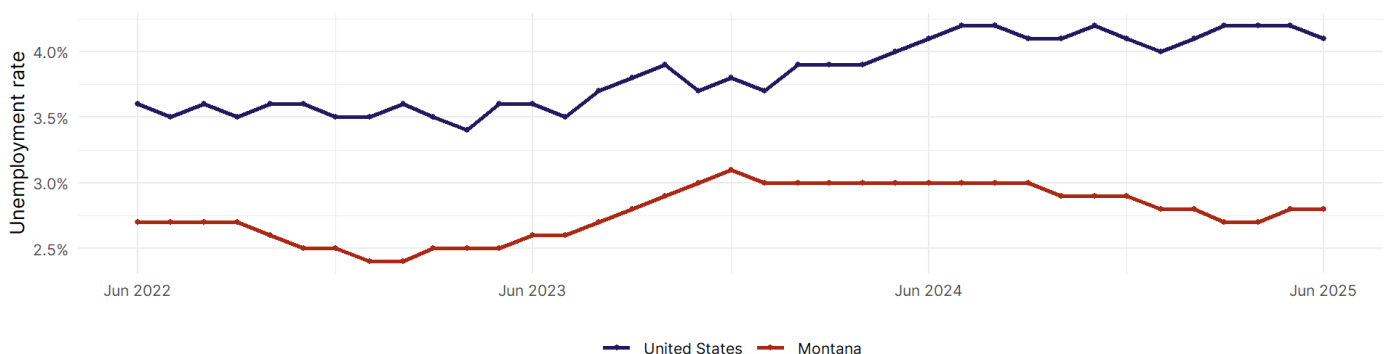
### United States Employment Snapshot

- In June, among the 50 states and the District of Columbia **unemployment fell in 11, rose in 7, and remained unchanged in 33.**
- The highest unemployment rate was 5.9 percent in **District of Columbia**, and the lowest was 1.8 percent in **South Dakota**. Nationally, the unemployment rate fell by 0.1 percentage point to 4.1 percent.
- In June, **payroll jobs rose in 27 states and fell in 24.** The largest payroll job percent increase was 0.9 percent in **Alaska**. The largest payroll job percent decline was 0.5 percent in **Rhode Island**.

### Montana Employment Snapshot

- In June, **Montana lost 500 net payroll jobs** and the **unemployment rate remained unchanged at 2.8 percent.** In the prior month, Montana added 2,800 net payroll jobs.
- Over the past 12 months, **Montana lost 600 net payroll jobs** and the **unemployment rate fell by 0.2 percentage points from 3 percent.**
- Nationally, nonfarm payrolls **rose by 147,000 in June, or 0.1 percent.** Montana **is tied for 47th** in the nation for percentage gain in nonfarm payroll employment over the past 12 months.
- In June, **Montana's private sector lost 200 net private payroll jobs**, and over the past 12 months it added 600 private payroll jobs. In the prior month, Montana added 2,900 net private payroll jobs.
- In June, employment in Montana **fell by 222**, and over the past 12 months it fell by 5,288.
- Montana's labor force participation rate fell to 62.1 percent** in June from 62.2 percent and **ranks 31st** in the nation. In the past 12 months, the labor force participation rate has fallen by 1.3 percentage points.

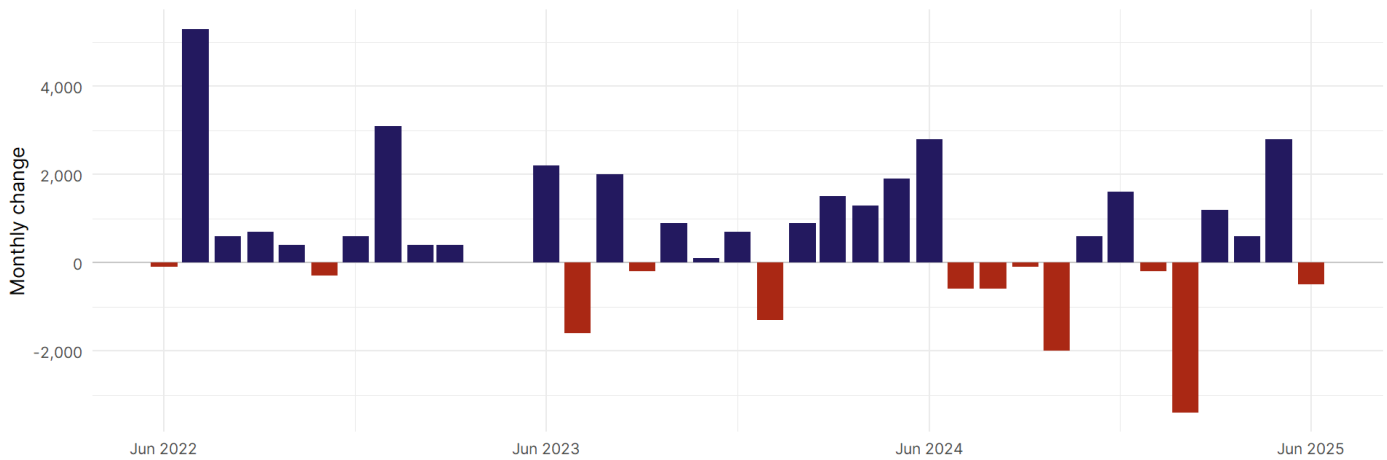
Unemployment Rate in Montana  
June 2022 to June 2025



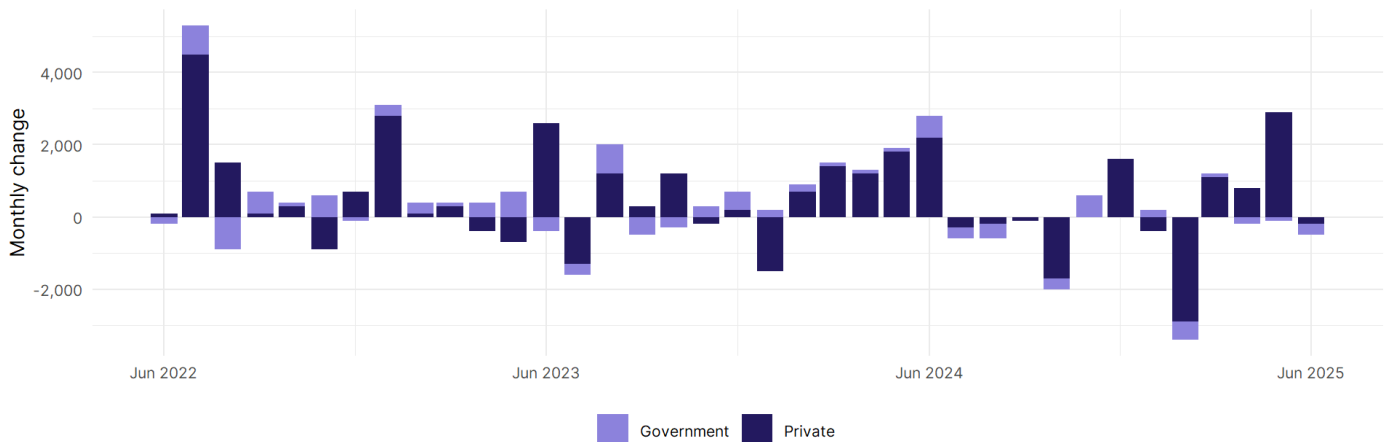
Source: Bureau of Labor Statistics, data is seasonally adjusted

## Montana Payroll employment

Change in Nonfarm Payrolls in Montana  
June 2022 to June 2025



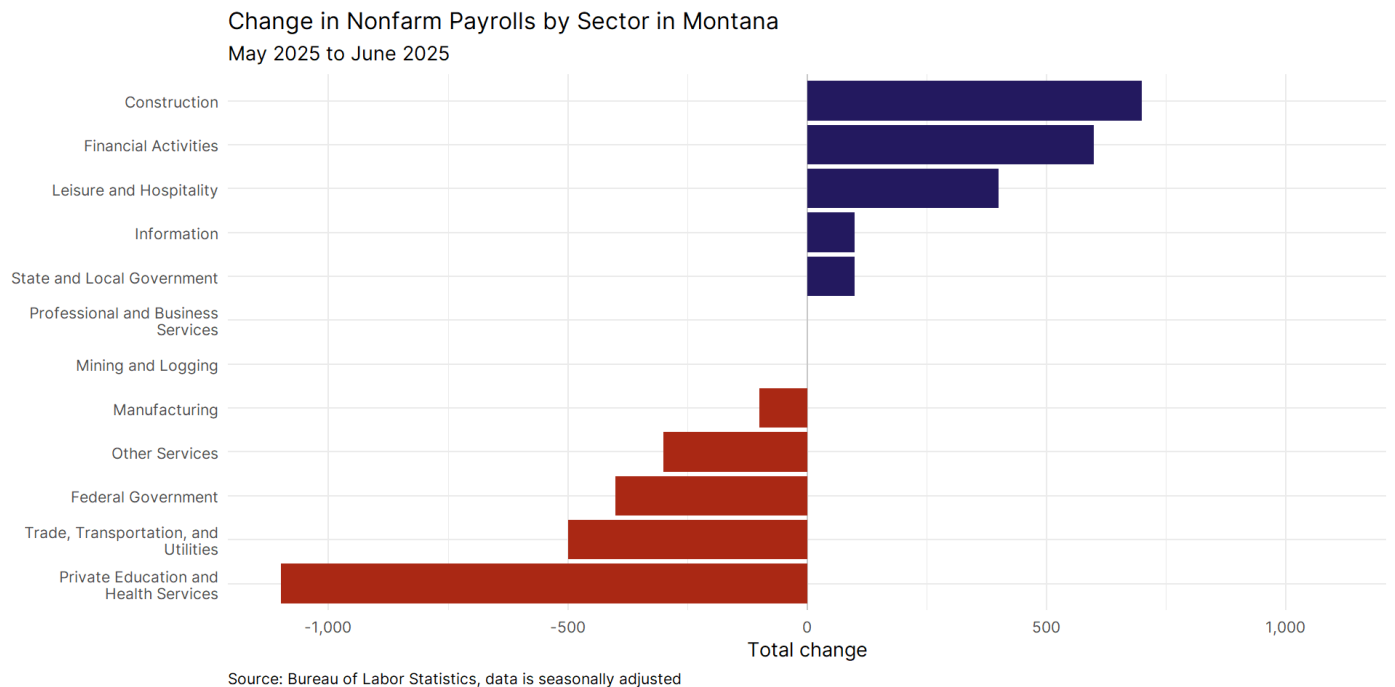
Change in Nonfarm Payrolls by Sector in Montana  
June 2022 to June 2025



- **Montana lost 500 net payroll jobs, or -0.1 percent**, on a seasonally adjusted basis during June. In the prior month, Montana added 2,800 jobs. Montana nonfarm payroll employment has increased in **5 of the past 12 months**.
- Nationally, nonfarm payrolls **rose by 147,000 in June, or 0.1 percent**. Montana is tied for 47th in the nation for percentage gain in nonfarm payroll employment over the past 12 months.
- **Montana lost 200 private sector jobs, or 0 percent**, on a seasonally adjusted basis during June. In the prior month, Montana added 2,900 jobs. Montana private sector payroll employment has increased in **4 of the past 12 months**.
- Nationally, private sector payroll jobs **rose by 74,000 jobs in June, or 0.1 percent**. Montana is tied for 46th in the nation for percentage gain in private sector payroll employment over the past 12 months.

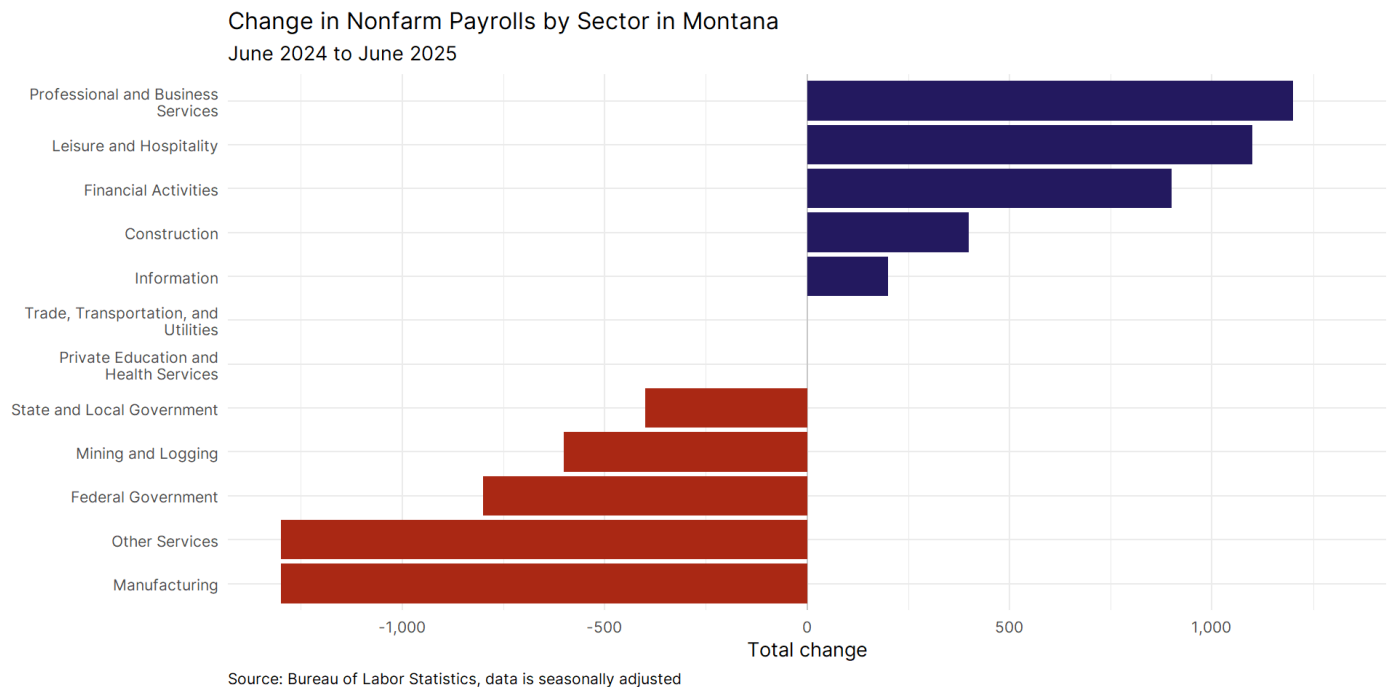
From May 2025 to June 2025:

- The best performing sectors were **Construction** (+700) and **Financial Activities** (+600).
- The worst performing sectors were **Private Education and Health Services** (-1,100) and **Trade, Transportation, and Utilities** (-500).



From June 2024 to June 2025:

- The best performing sectors were **Professional and Business Services** (+1,200) and **Leisure and Hospitality** (+1,100).
- The worst performing sectors were **Other Services** (-1,300) and **Manufacturing** (-1,300).

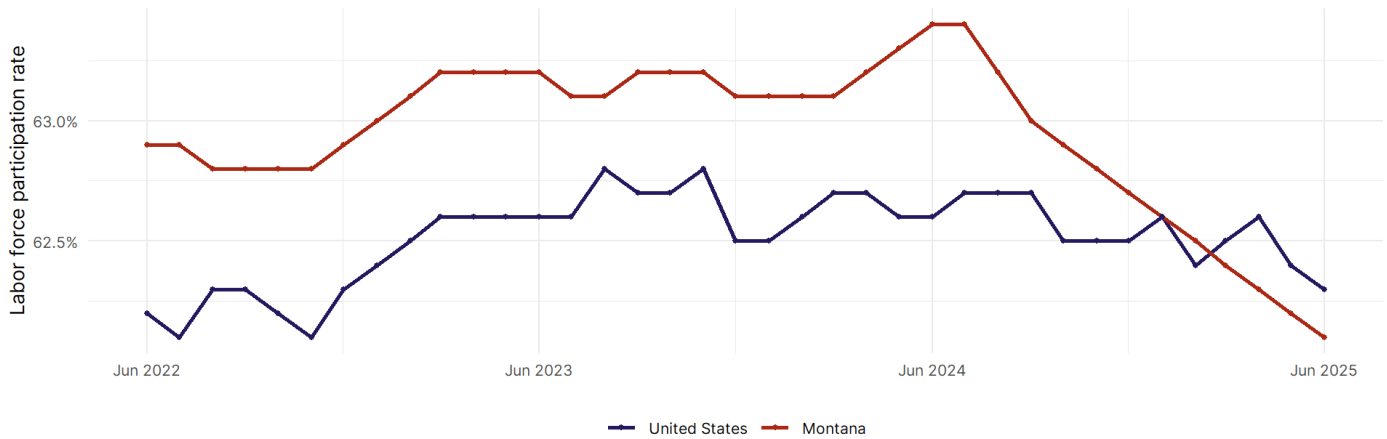


## Montana Labor force

The labor force participation rate is the percentage of the civilian noninstitutionalized population age 16 and older who are employed or actively looking for work.

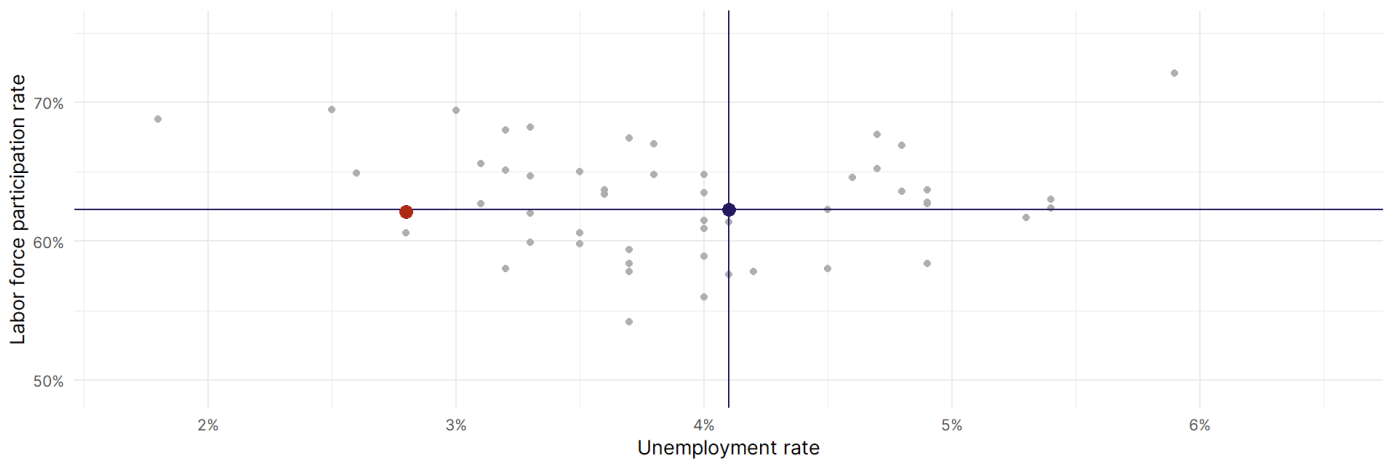
- The labor force participation rate in **Montana fell to 62.1 percent in June from 62.2 percent in the prior month.**
- **Montana ranks 31st** in the nation.
- The 10-year high for the labor force participation rate in Montana was **64 percent** occurring in December 2019, and the 10-year low was **62 percent** in August 2021.
- The national labor force participation rate **fell by 0.1 percentage points to 62.3 percent** in June.

Labor Force Participation Rate in Montana  
June 2022 to June 2025



Source: Bureau of Labor Statistics, data is seasonally adjusted

Unemployment and Labor Force Participation Rates by State  
June 2025



Source: Bureau of Labor Statistics, data is seasonally adjusted