



United States Congress

Joint Economic Committee

Est. 1946

Republicans

Representative David Schweikert, *Chairman*



Nebraska Employment Update



April 2025 | Released May 21, 2025

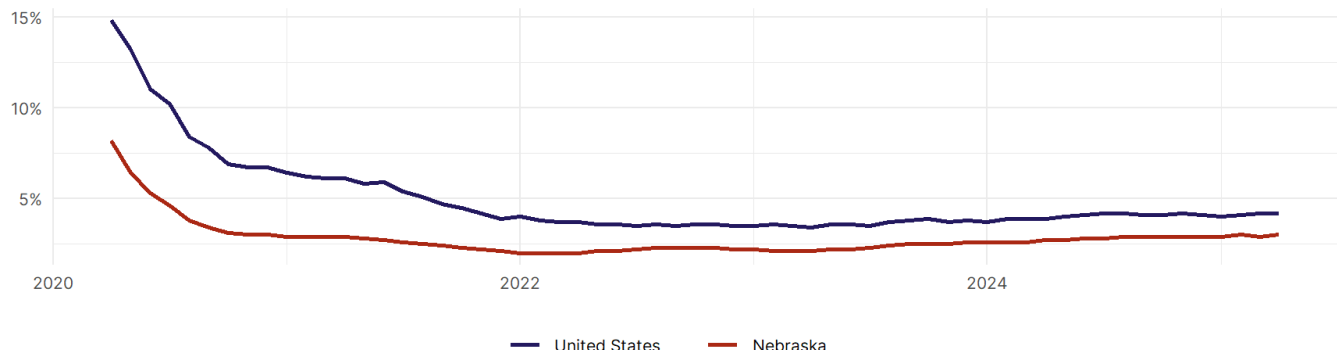
United States Employment Snapshot

- In April, among the 50 states and the District of Columbia **unemployment fell in 5, rose in 20, and remained unchanged in 26.**
- The highest unemployment rate was 5.8 percent in **District of Columbia**, and the lowest was 1.8 percent in **South Dakota**. Nationally, the unemployment rate remained unchanged in April.
- In April, **payroll jobs rose in 40 states and fell in 11.** The largest payroll job percent increase was 0.4 percent in **Mississippi**. The largest payroll job percent decline was 0.2 percent in **Vermont**.

Nebraska Employment Snapshot

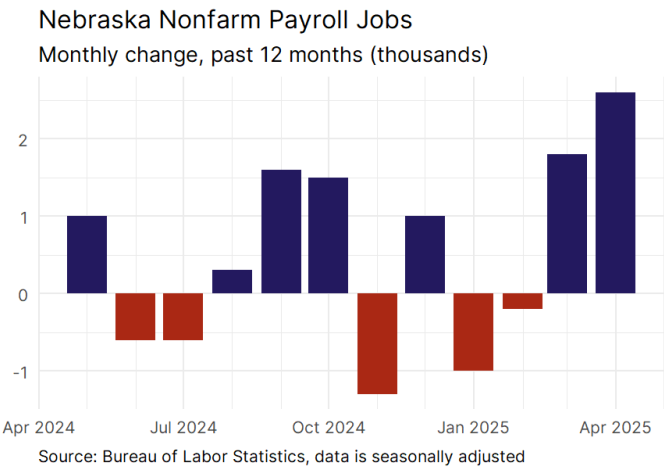
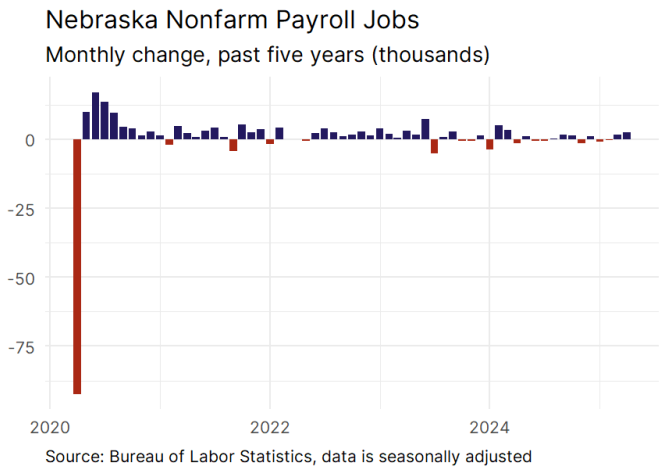
- In April, **Nebraska added 2,600 net payroll jobs** and the **unemployment rate rose by 0.1 percentage point to 3 percent.** In the prior month, Nebraska added 1,800 net payroll jobs.
- Over the past 12 months, **Nebraska added 6,100 net payroll jobs** and the **unemployment rate rose by 0.3 percentage points from 2.7 percent.**
- Nationally, nonfarm payrolls **rose by 177,000 in April, or 0.1 percent.** Nebraska **is tied for 38th** in the nation for percentage gain in nonfarm payroll employment over the past 12 months.
- In April, **Nebraska's private sector added 2,100 net private payroll jobs**, and over the past 12 months it added 3,200 private payroll jobs. In the prior month, Nebraska added 2,300 net private payroll jobs.
- In April, employment in Nebraska **rose by 1,821**, and over the past 12 months it rose by 12,456.
- **Nebraska's labor force participation rate rose to 69.3 percent** in April from 69.2 percent and **ranks 3rd** in the nation. In the past 12 months, the labor force participation rate has risen by 0.4 percentage points.

Nebraska
Unemployment Rate

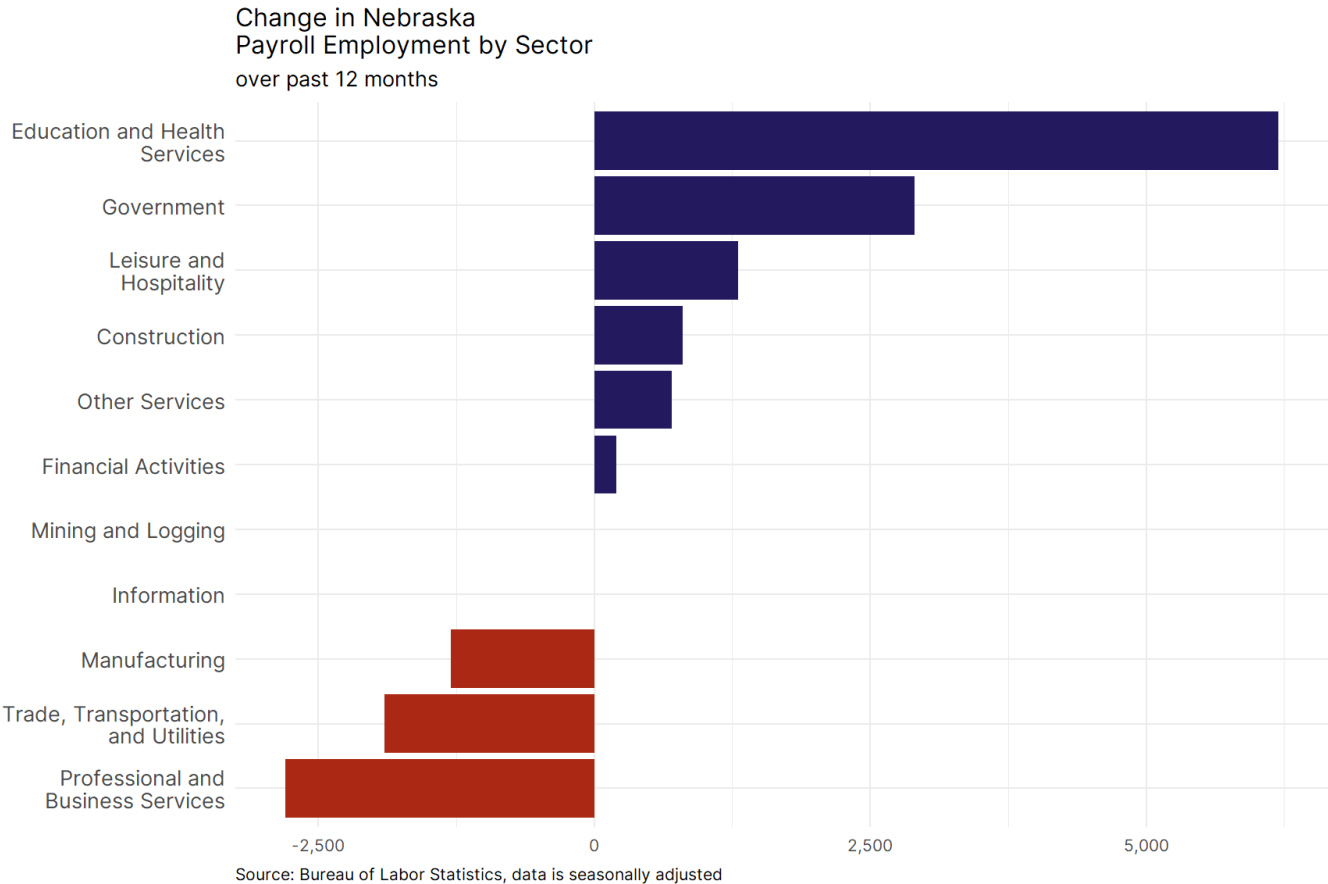


Source: Bureau of Labor Statistics, data is seasonally adjusted

Nebraska Payroll Employment



- **Nebraska added 2,600 net payroll jobs, or 0.2 percent,** on a seasonally adjusted basis during April. In the prior month, Nebraska added 1,800 jobs. Nebraska nonfarm payroll employment has increased in **7 of the past 12 months**.
- Nationally, nonfarm payrolls **rose by 177,000 in April, or 0.1 percent**. Nebraska is tied for 38th in the nation for percentage gain in nonfarm payroll employment over the past 12 months.
- **Nebraska added 2,100 private sector jobs, or 0.2 percent,** on a seasonally adjusted basis during April. In the prior month, Nebraska added 2,300 jobs. Nebraska private sector payroll employment has increased in **7 of the past 12 months**.
- Nationally, private sector payroll jobs **rose by 167,000 jobs in April, or 0.1 percent**. Nebraska is tied for 39th in the nation for percentage gain in private sector payroll employment over the past 12 months.



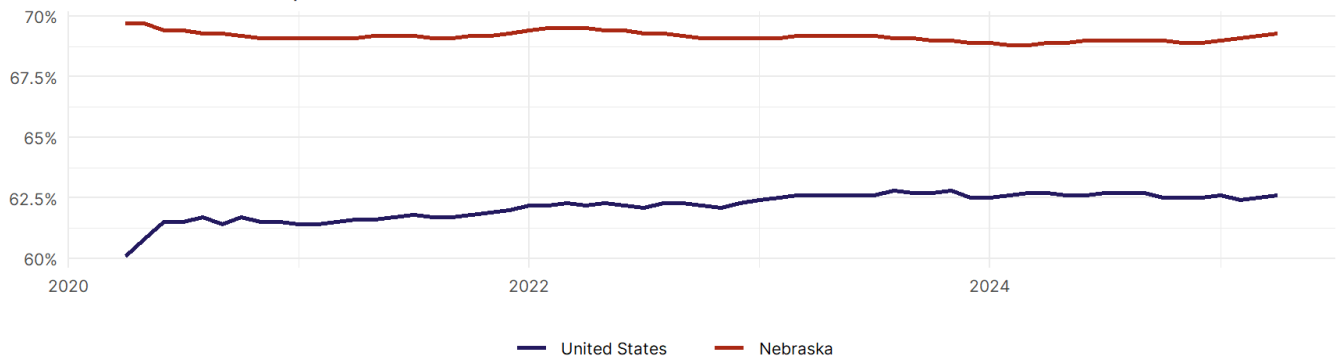
- The best performing sectors on a seasonally adjusted basis during April were **Leisure and Hospitality (1,100)** and **Professional and Business Services (1,000)**.
- The poorest performing sectors during the month were **Financial Activities (-200)** and **Construction (-400)**.
- The best performing sectors during the last 12 months were **Education and Health Services (6,200)** and **Government (2,900)**.
- The poorest performing sectors during the last 12 months were **Trade, Transportation, and Utilities (-1,900)** and **Professional and Business Services (-2,800)**.

Nebraska Labor Force

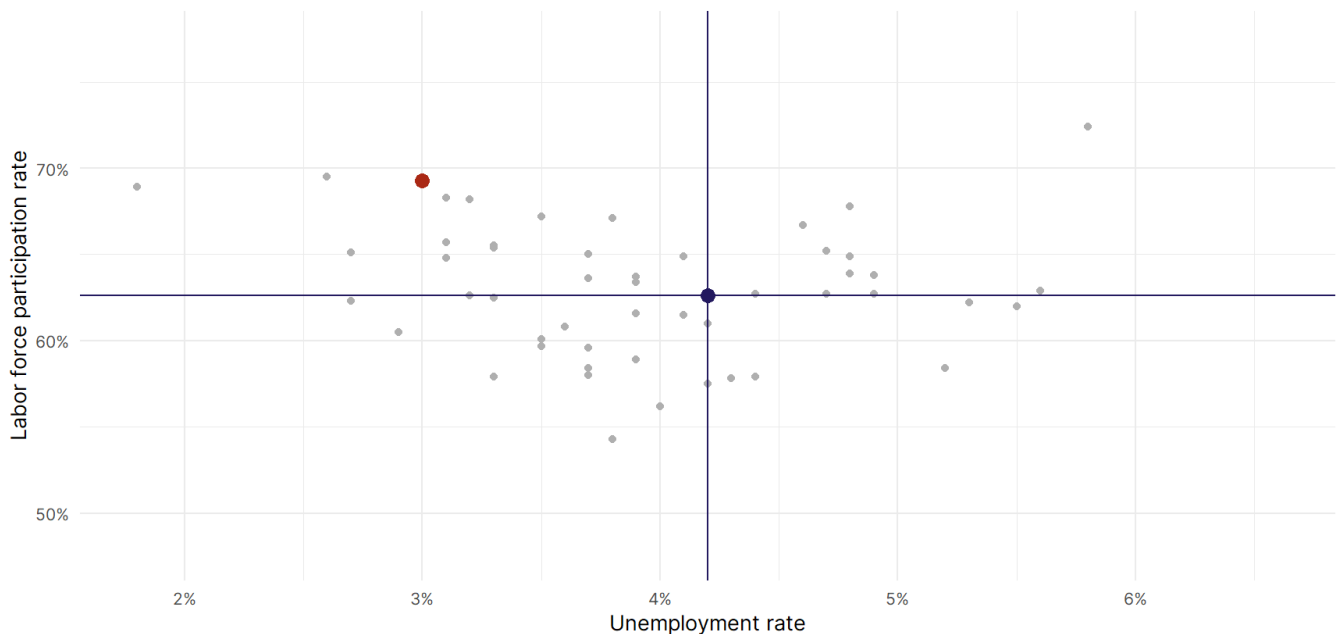
The labor force participation rate is the percentage of the civilian noninstitutionalized population age 16 and older who are employed or actively looking for work.

- The labor force participation rate in **Nebraska rose to 69.3 percent in April from 69.2 percent in the prior month**.
- **Nebraska ranks 3rd** in the nation.
- The 10-year high for the labor force participation rate in Nebraska was **70.5 percent** occurring in December 2019, and the 10-year low was **68.8 percent** occurring in March 2024.
- The national labor force participation rate **rose by 0.1 percentage points to 62.6 percent** in April.

Nebraska
Labor Force Participation Rate



Source: Bureau of Labor Statistics, data is seasonally adjusted



Source: Bureau of Labor Statistics, data is seasonally adjusted