



United States Congress

Joint Economic Committee

EST. 1946

Republicans

Representative David Schweikert, *Chairman*



Nevada Employment Update



August 2025 | Released September 19, 2025

United States Employment Snapshot

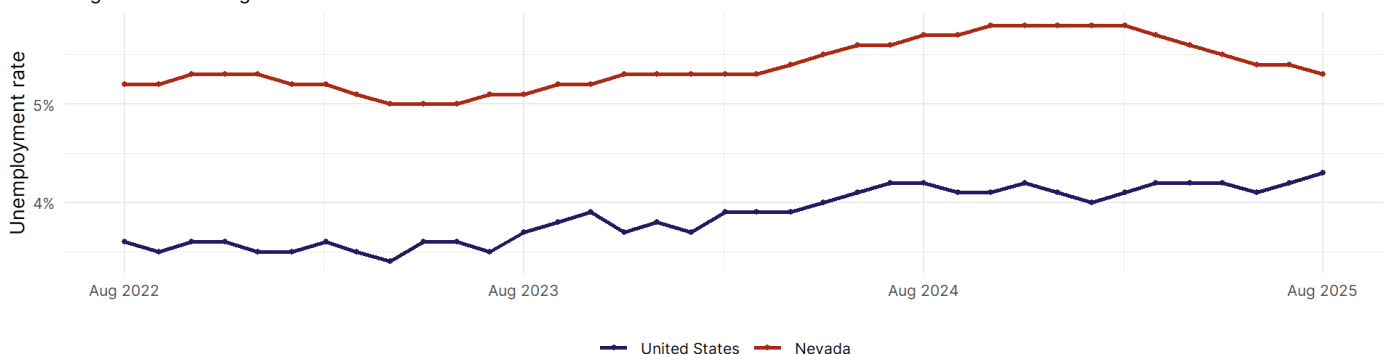
- In August, among the 50 states and the District of Columbia **unemployment fell in 13, rose in 12, and remained unchanged in 26.**
- The highest unemployment rate was 6 percent in **District of Columbia**, and the lowest was 1.9 percent in **South Dakota**. Nationally, the unemployment rate rose by 0.1 percentage point to 4.3 percent.
- In August, **payroll jobs rose in 32 states and fell in 18.** The largest payroll job percent increase was 0.5 percent in **Utah**. The largest payroll job percent decline was 0.7 percent in **District of Columbia**.

Nevada Employment Snapshot

- In August, **Nevada lost 3,800 net payroll jobs** and the **unemployment rate fell by 0.1 percentage point to 5.3 percent.** In the prior month, Nevada added 700 net payroll jobs.
- Over the past 12 months, **Nevada lost 100 net payroll jobs** and the **unemployment rate fell by 0.4 percentage points from 5.7 percent.**
- Nationally, nonfarm payrolls **rose by 22,000 in August, or 0 percent.** Nevada **is tied for 46th** in the nation for percentage gain in nonfarm payroll employment over the past 12 months.
- In August, **Nevada's private sector lost 6,000 net private payroll jobs**, and over the past 12 months it lost 1,800 private payroll jobs. In the prior month, Nevada lost 1,500 net private payroll jobs.
- In August, employment in Nevada **rose by 106**, and over the past 12 months it rose by 31,151.
- **Nevada's labor force participation rate fell to 62.8 percent** in August from 62.9 percent and **is tied for 26th** in the nation. In the past 12 months, the labor force participation rate has remained unchanged.

Unemployment Rate in Nevada

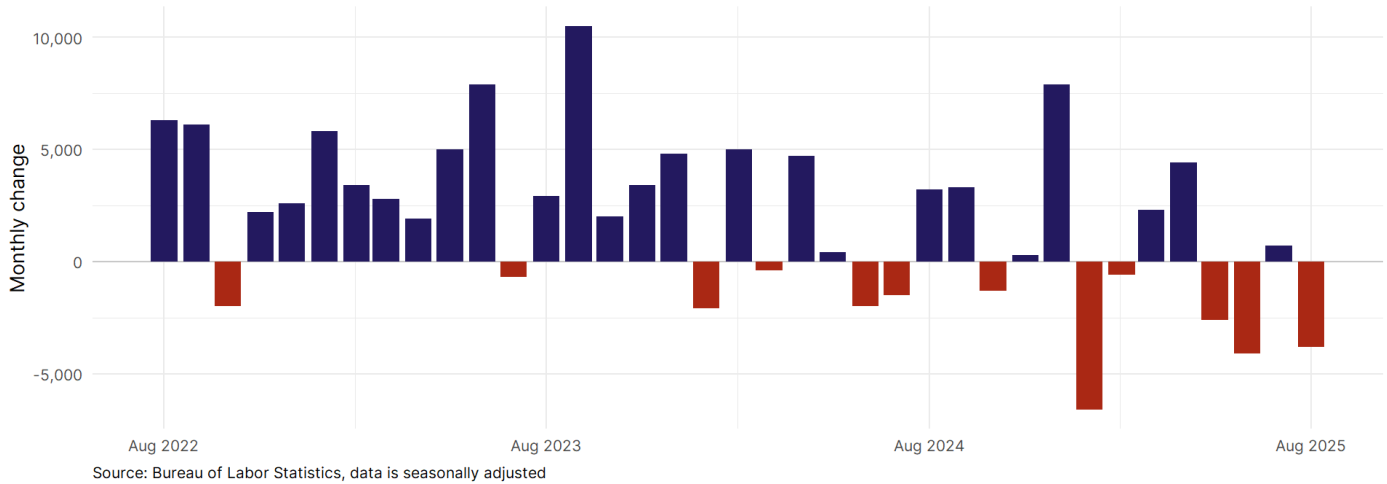
August 2022 to August 2025



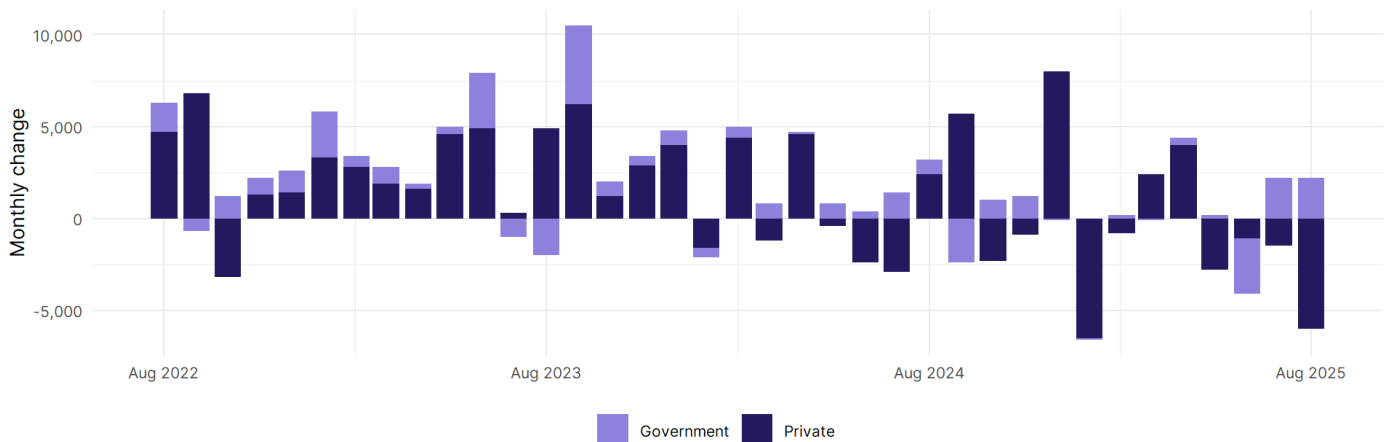
Source: Bureau of Labor Statistics, data is seasonally adjusted

Nevada Payroll employment

Change in Nonfarm Payrolls in Nevada
August 2022 to August 2025



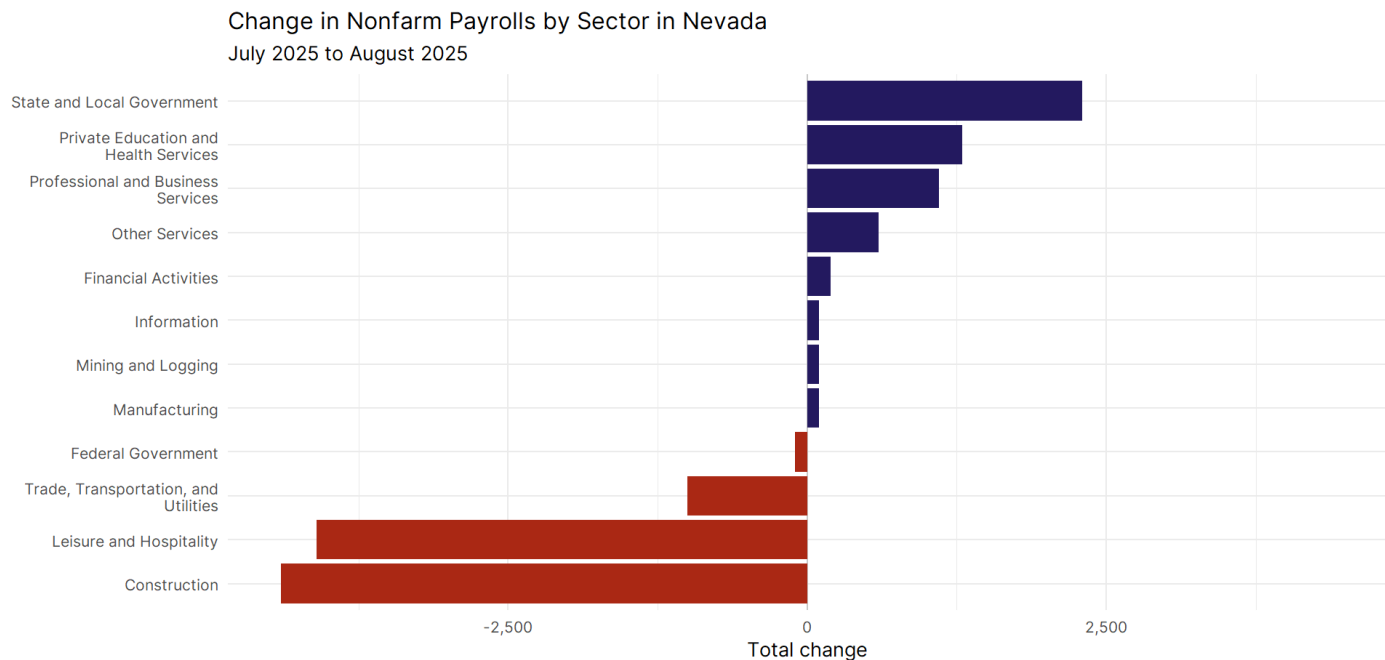
Change in Nonfarm Payrolls by Sector in Nevada
August 2022 to August 2025



- **Nevada lost 3,800 net payroll jobs, or -0.2 percent**, on a seasonally adjusted basis during August. In the prior month, Nevada added 700 jobs. Nevada nonfarm payroll employment has increased in **6 of the past 12 months**.
- Nationally, nonfarm payrolls **rose by 22,000 in August, or 0 percent**. Nevada is tied for 46th in the nation for percentage gain in nonfarm payroll employment over the past 12 months.
- **Nevada lost 6,000 private sector jobs, or -0.4 percent**, on a seasonally adjusted basis during August. In the prior month, Nevada lost 1,500 jobs. Nevada private sector payroll employment has increased in **4 of the past 12 months**.
- Nationally, private sector payroll jobs **rose by 38,000 jobs in August, or 0 percent**. Nevada ranks 48th in the nation for percentage gain in private sector payroll employment over the past 12 months.

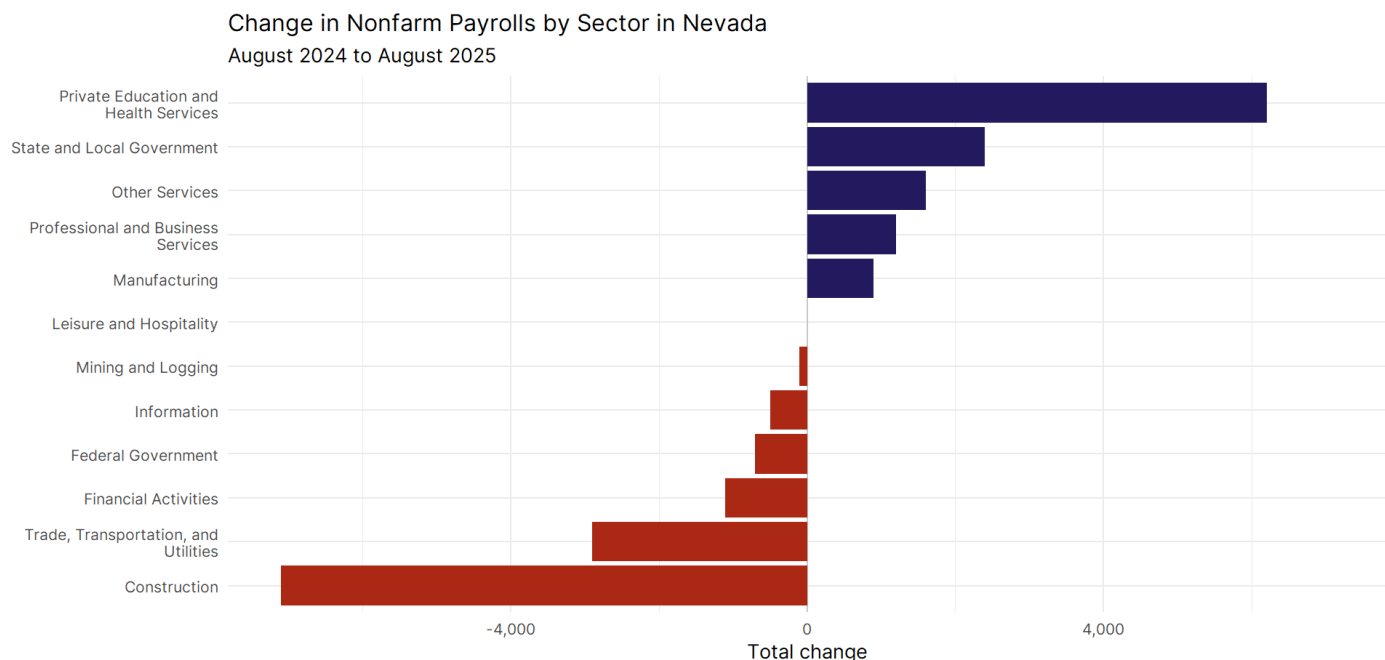
From July 2025 to August 2025:

- The best performing sectors were **State and Local Government** (+2,300) and **Private Education and Health Services** (+1,300).
- The worst performing sectors were **Construction** (-4,400) and **Leisure and Hospitality** (-4,100).



From August 2024 to August 2025:

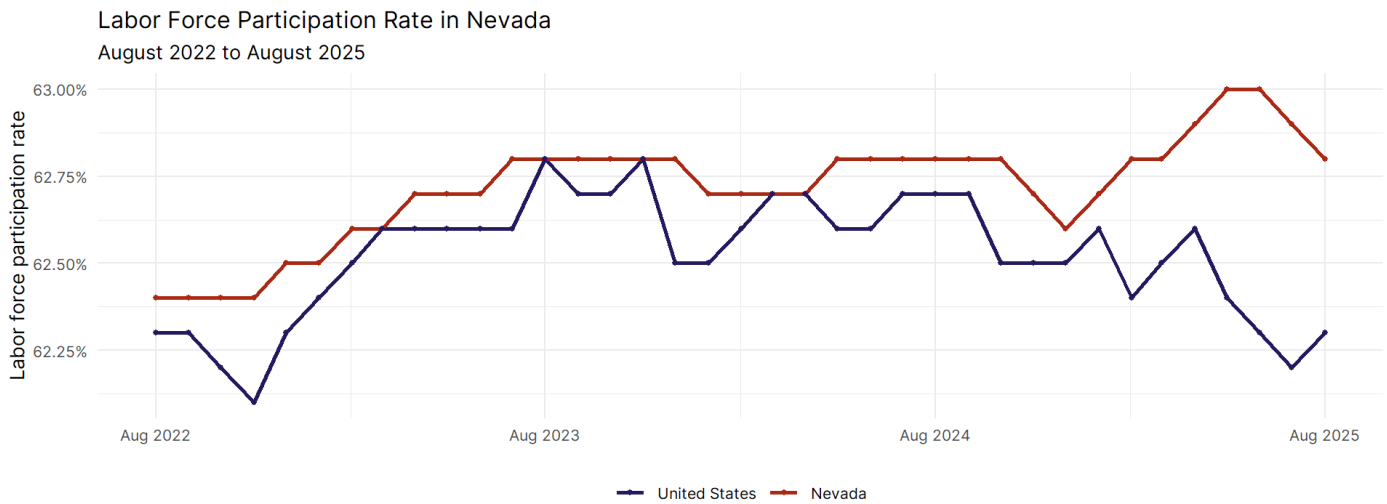
- The best performing sectors were **Private Education and Health Services** (+6,200) and **State and Local Government** (+2,400).
- The worst performing sectors were **Construction** (-7,100) and **Trade, Transportation, and Utilities** (-2,900).



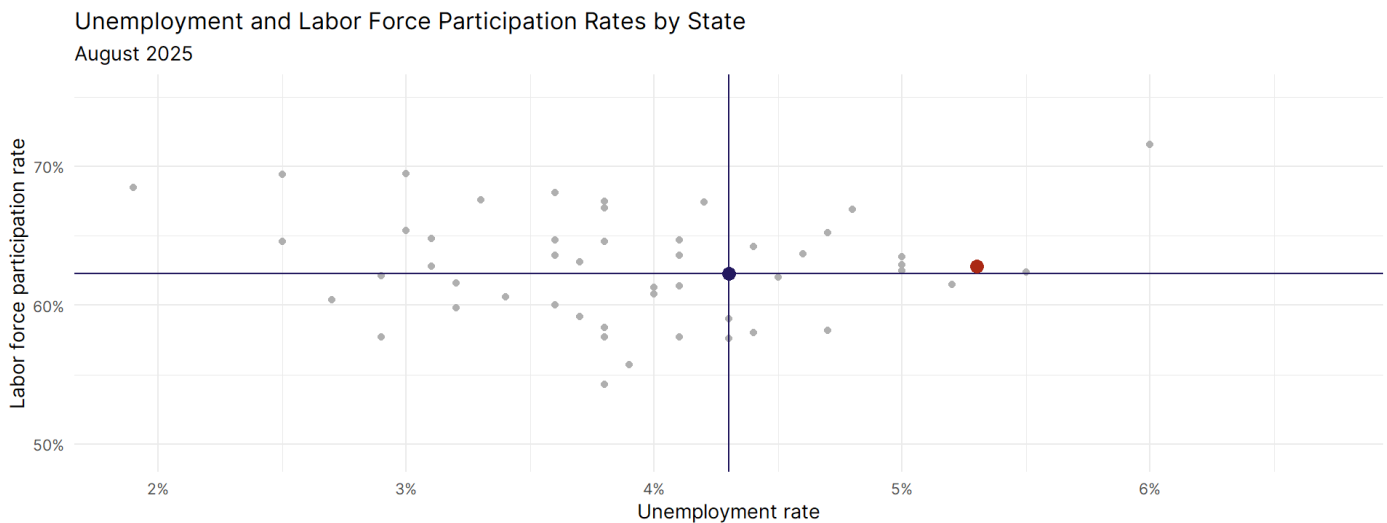
Nevada Labor force

The labor force participation rate is the percentage of the civilian noninstitutionalized population age 16 and older who are employed or actively looking for work.

- The labor force participation rate in **Nevada fell to 62.8 percent in August from 62.9 percent in the prior month.**
- **Nevada is tied for 26th** in the nation.
- The 10-year high for the labor force participation rate in Nevada was **64.4 percent** occurring in December 2019, and the 10-year low was **56.7 percent** in May 2020.
- The national labor force participation rate **rose by 0.1 percentage points to 62.3 percent** in August.



Source: Bureau of Labor Statistics, data is seasonally adjusted



Source: Bureau of Labor Statistics, data is seasonally adjusted