



United States Congress

Joint Economic Committee

Est. 1946

Republicans

Representative David Schweikert, *Chairman*



New Mexico

Employment Update



April 2025 | Released May 21, 2025

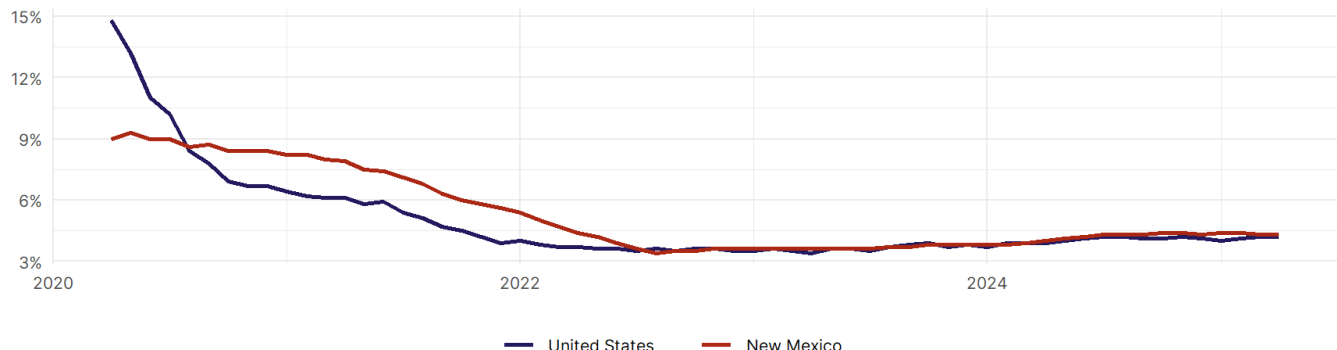
United States Employment Snapshot

- In April, among the 50 states and the District of Columbia **unemployment fell in 5, rose in 20, and remained unchanged in 26**.
- The highest unemployment rate was 5.8 percent in **District of Columbia**, and the lowest was 1.8 percent in **South Dakota**. Nationally, the unemployment rate remained unchanged in April.
- In April, **payroll jobs rose in 40 states and fell in 11**. The largest payroll job percent increase was 0.4 percent in **Mississippi**. The largest payroll job percent decline was 0.2 percent in **Vermont**.

New Mexico Employment Snapshot

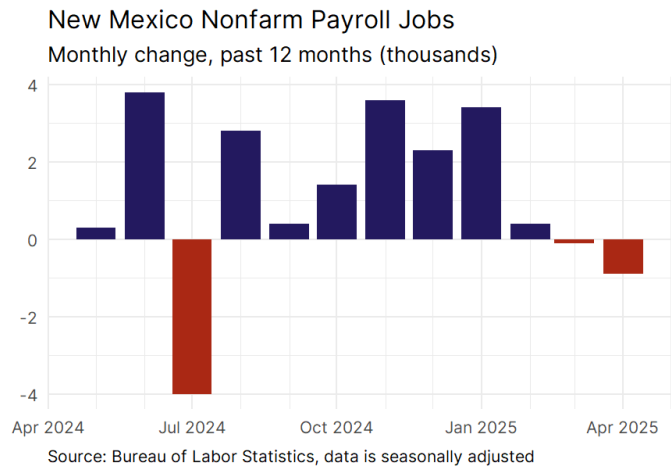
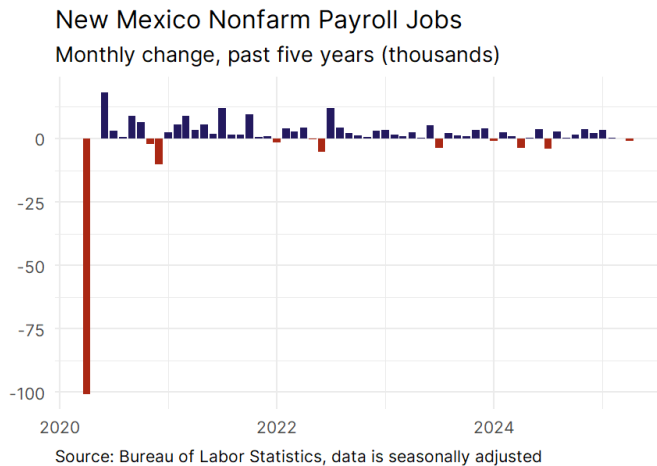
- In April, **New Mexico lost 900 net payroll jobs** and the **unemployment rate remained unchanged at 4.3 percent**. In the prior month, New Mexico lost 100 net payroll jobs.
- Over the past 12 months, **New Mexico added 13,400 net payroll jobs** and the **unemployment rate rose by 0.3 percentage points from 4 percent**.
- Nationally, nonfarm payrolls **rose by 177,000 in April, or 0.1 percent**. New Mexico **is tied for 6th** in the nation for percentage gain in nonfarm payroll employment over the past 12 months.
- In April, **New Mexico's private sector lost 1,100 net private payroll jobs**, and over the past 12 months it added 12,200 private payroll jobs. In the prior month, New Mexico lost 100 net private payroll jobs.
- In April, employment in New Mexico **rose by 1,053**, and over the past 12 months it rose by 5,737.
- New Mexico's labor force participation rate remained steady at 57.8 percent** in April and **ranks 48th** in the nation. In the past 12 months, the labor force participation rate has risen by 0.2 percentage points.

New Mexico
Unemployment Rate

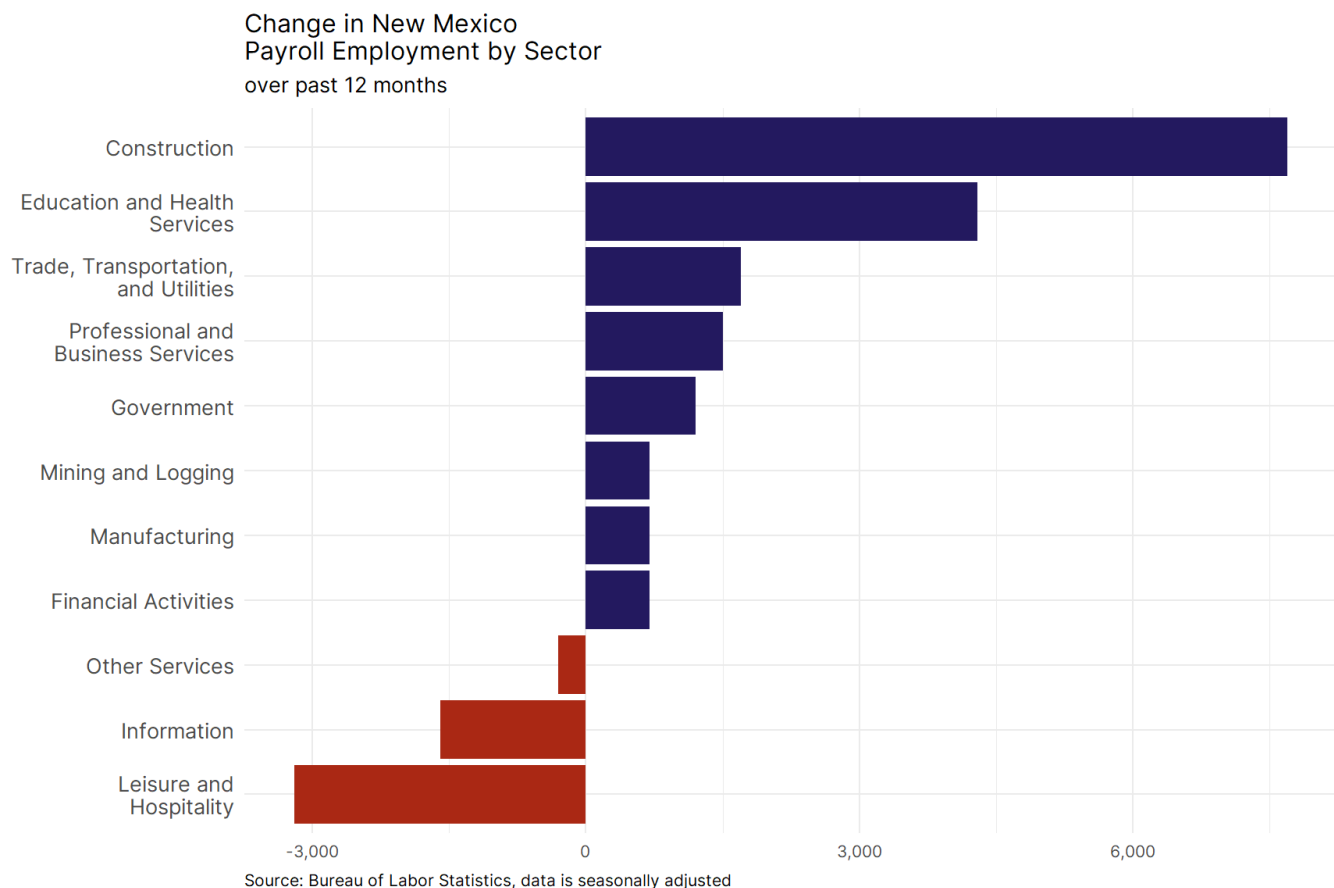


Source: Bureau of Labor Statistics, data is seasonally adjusted

New Mexico Payroll Employment



- **New Mexico lost 900 net payroll jobs, or -0.1 percent**, on a seasonally adjusted basis during April. In the prior month, New Mexico lost 100 jobs. New Mexico nonfarm payroll employment has increased in **9 of the past 12 months**.
- Nationally, nonfarm payrolls **rose by 177,000 in April, or 0.1 percent**. New Mexico is tied for 6th in the nation for percentage gain in nonfarm payroll employment over the past 12 months.
- **New Mexico lost 1,100 private sector jobs, or -0.2 percent**, on a seasonally adjusted basis during April. In the prior month, New Mexico lost 100 jobs. New Mexico private sector payroll employment has increased in **7 of the past 12 months**.
- Nationally, private sector payroll jobs **rose by 167,000 jobs in April, or 0.1 percent**. New Mexico ranks 5th in the nation for percentage gain in private sector payroll employment over the past 12 months.



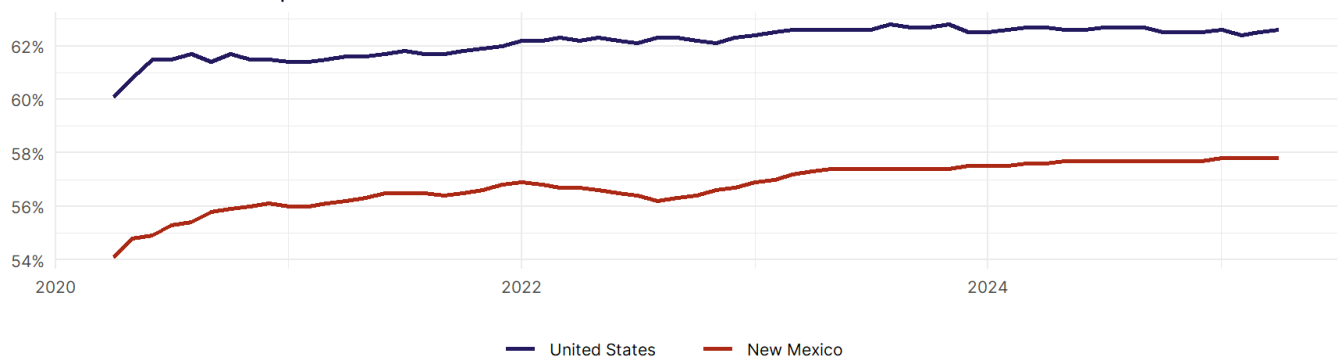
- The best performing sectors on a seasonally adjusted basis during April were **Professional and Business Services (1,800)** and **Construction (600)**.
- The poorest performing sectors during the month were **Education and Health Services (-500)** and **Leisure and Hospitality (-2,800)**.
- The best performing sectors during the last 12 months were **Construction (7,700)** and **Education and Health Services (4,300)**.
- The poorest performing sectors during the last 12 months were **Information (-1,600)** and **Leisure and Hospitality (-3,200)**.

New Mexico Labor Force

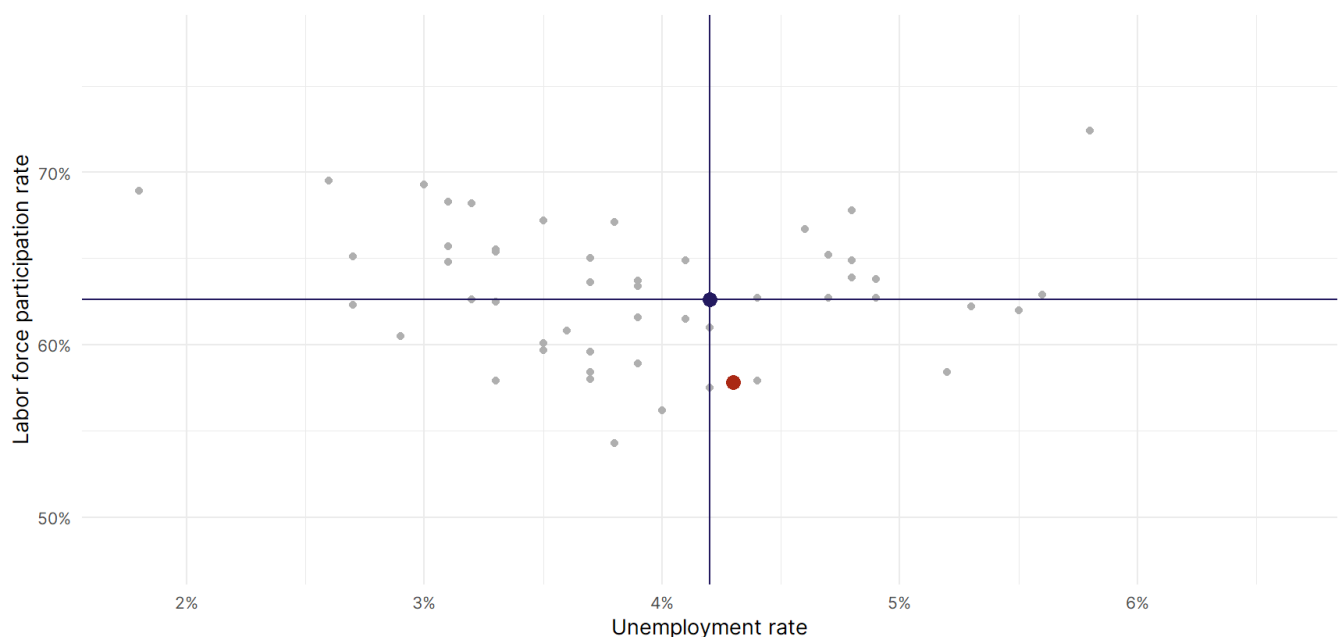
The labor force participation rate is the percentage of the civilian noninstitutionalized population age 16 and older who are employed or actively looking for work.

- The labor force participation rate in **New Mexico remained unchanged at 57.8 percent in April**.
- **New Mexico ranks 48th** in the nation.
- The 10-year high for the labor force participation rate in New Mexico was **58.4 percent** occurring in May 2015, and the 10-year low was **54.1 percent** in April 2020.
- The national labor force participation rate **rose by 0.1 percentage points to 62.6 percent** in April.

New Mexico
Labor Force Participation Rate



Source: Bureau of Labor Statistics, data is seasonally adjusted



Source: Bureau of Labor Statistics, data is seasonally adjusted