



United States Congress

# Joint Economic Committee

EST. 1946

Republicans

Representative David Schweikert, *Chairman*



## New Mexico

### Employment Update



August 2025 | Released September 19, 2025

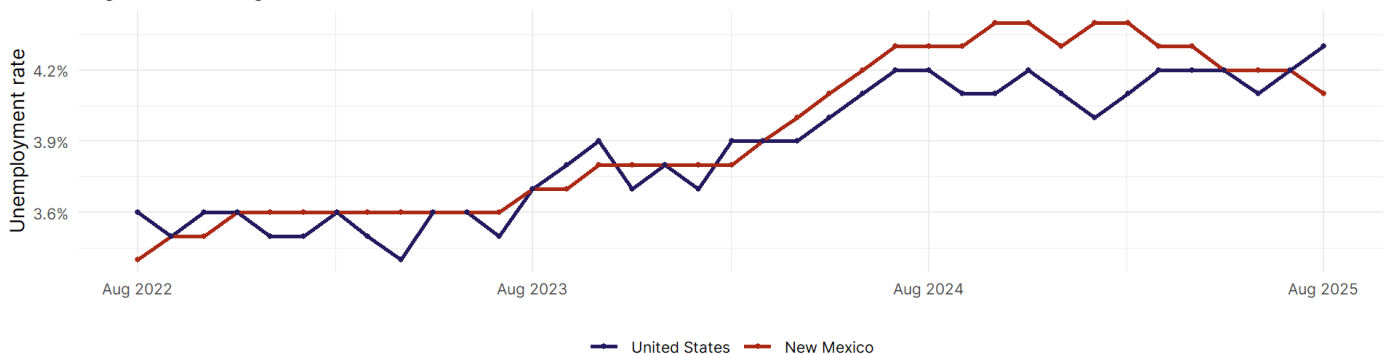
### United States Employment Snapshot

- In August, among the 50 states and the District of Columbia **unemployment fell in 13, rose in 12, and remained unchanged in 26.**
- The highest unemployment rate was 6 percent in **District of Columbia**, and the lowest was 1.9 percent in **South Dakota**. Nationally, the unemployment rate rose by 0.1 percentage point to 4.3 percent.
- In August, **payroll jobs rose in 32 states and fell in 18.** The largest payroll job percent increase was 0.5 percent in **Utah**. The largest payroll job percent decline was 0.7 percent in **District of Columbia**.

### New Mexico Employment Snapshot

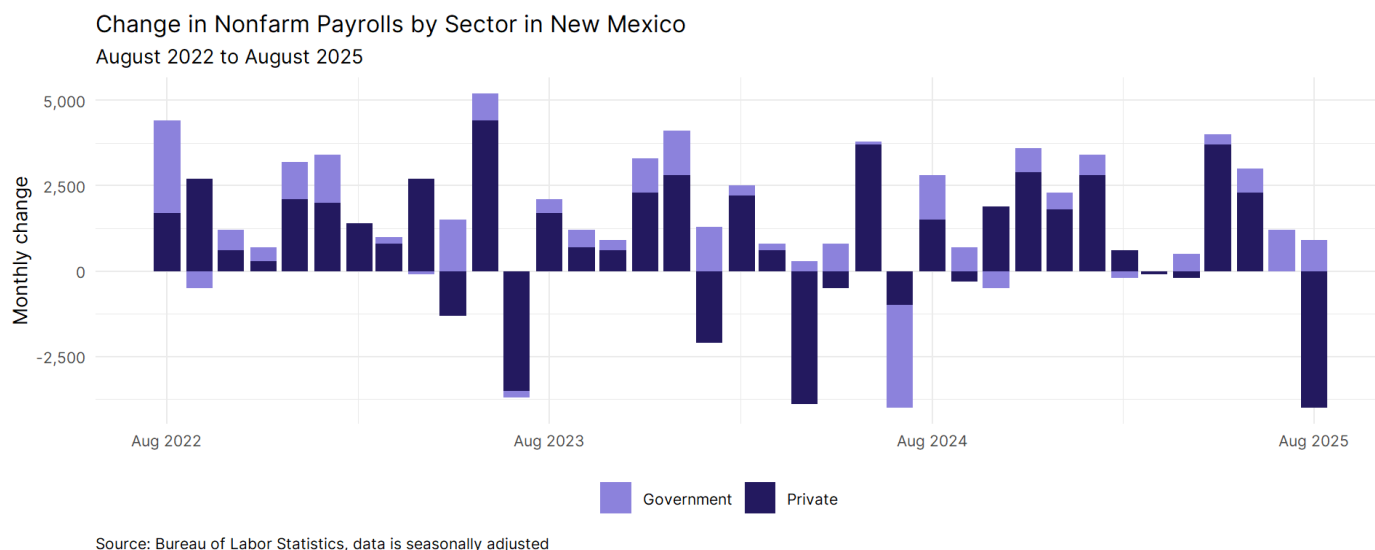
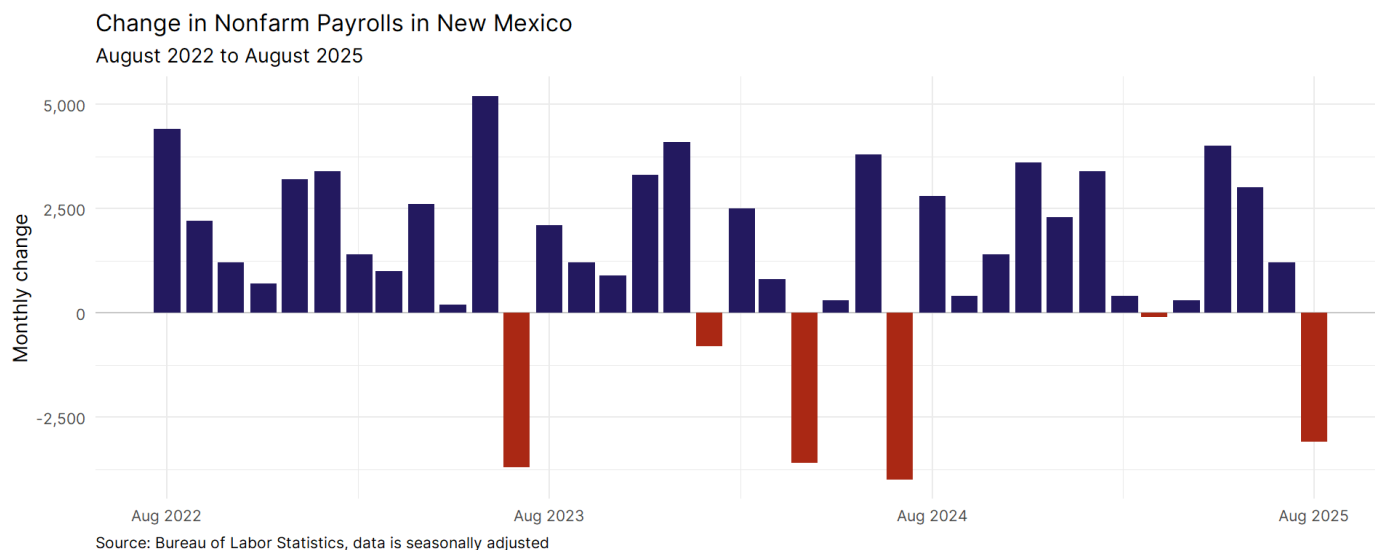
- In August, **New Mexico lost 3,100 net payroll jobs** and the **unemployment rate fell by 0.1 percentage point to 4.1 percent.** In the prior month, New Mexico added 1,200 net payroll jobs.
- Over the past 12 months, **New Mexico added 16,800 net payroll jobs** and the **unemployment rate fell by 0.2 percentage points from 4.3 percent.**
- Nationally, nonfarm payrolls **rose by 22,000 in August, or 0 percent.** New Mexico **is tied for 2nd** in the nation for percentage gain in nonfarm payroll employment over the past 12 months.
- In August, **New Mexico's private sector lost 4,000 net private payroll jobs**, and over the past 12 months it added 11,400 private payroll jobs. In the prior month, New Mexico remained unchanged with 0 net private payroll jobs.
- In August, employment in New Mexico **fell by 398**, and over the past 12 months it rose by 7,224.
- **New Mexico's labor force participation rate fell to 57.7 percent** in August from 57.8 percent and **is tied for 46th** in the nation. In the past 12 months, the labor force participation rate has remained unchanged.

Unemployment Rate in New Mexico  
August 2022 to August 2025



Source: Bureau of Labor Statistics, data is seasonally adjusted

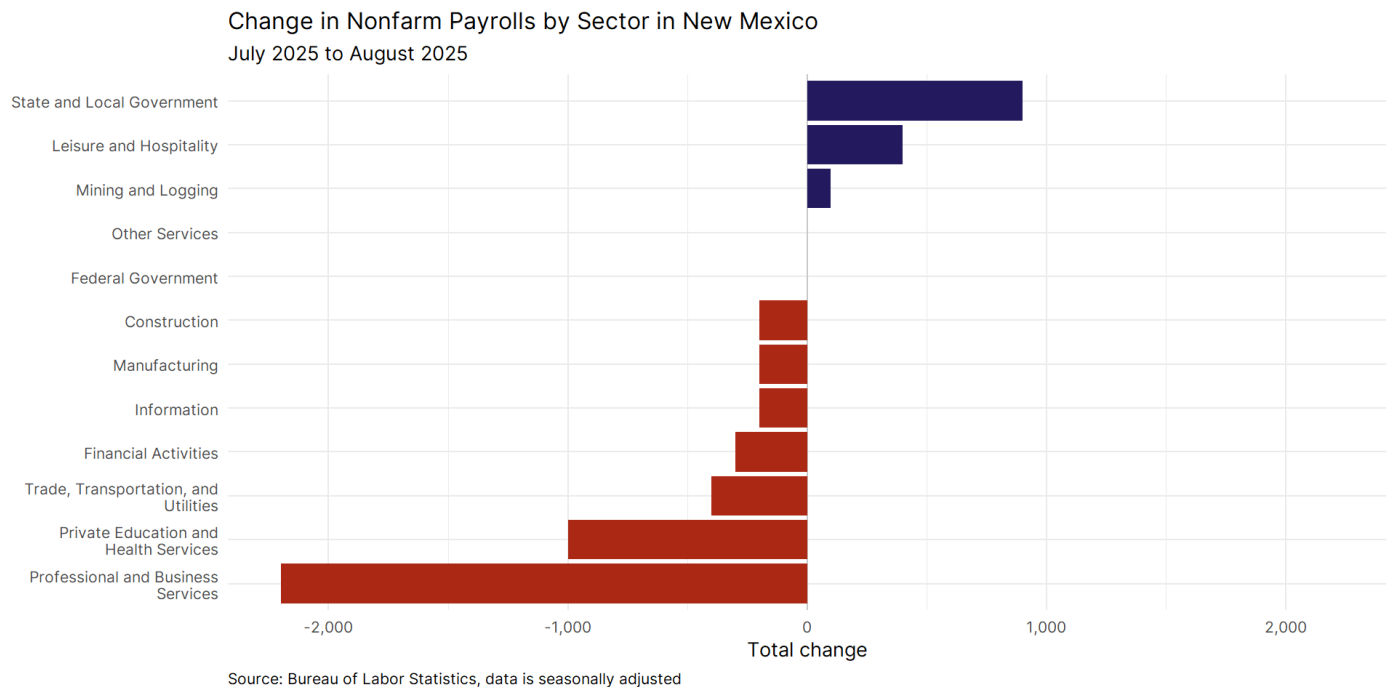
## New Mexico Payroll employment



- **New Mexico lost 3,100 net payroll jobs, or -0.3 percent**, on a seasonally adjusted basis during August. In the prior month, New Mexico added 1,200 jobs. New Mexico nonfarm payroll employment has increased in **10 of the past 12 months**.
- Nationally, nonfarm payrolls **rose by 22,000 in August, or 0 percent**. New Mexico is tied for 2nd in the nation for percentage gain in nonfarm payroll employment over the past 12 months.
- **New Mexico lost 4,000 private sector jobs, or -0.6 percent**, on a seasonally adjusted basis during August. In the prior month, New Mexico remained unchanged with 0 jobs. New Mexico private sector payroll employment has increased in **7 of the past 12 months**.
- Nationally, private sector payroll jobs **rose by 38,000 jobs in August, or 0 percent**. New Mexico ranks 7th in the nation for percentage gain in private sector payroll employment over the past 12 months.

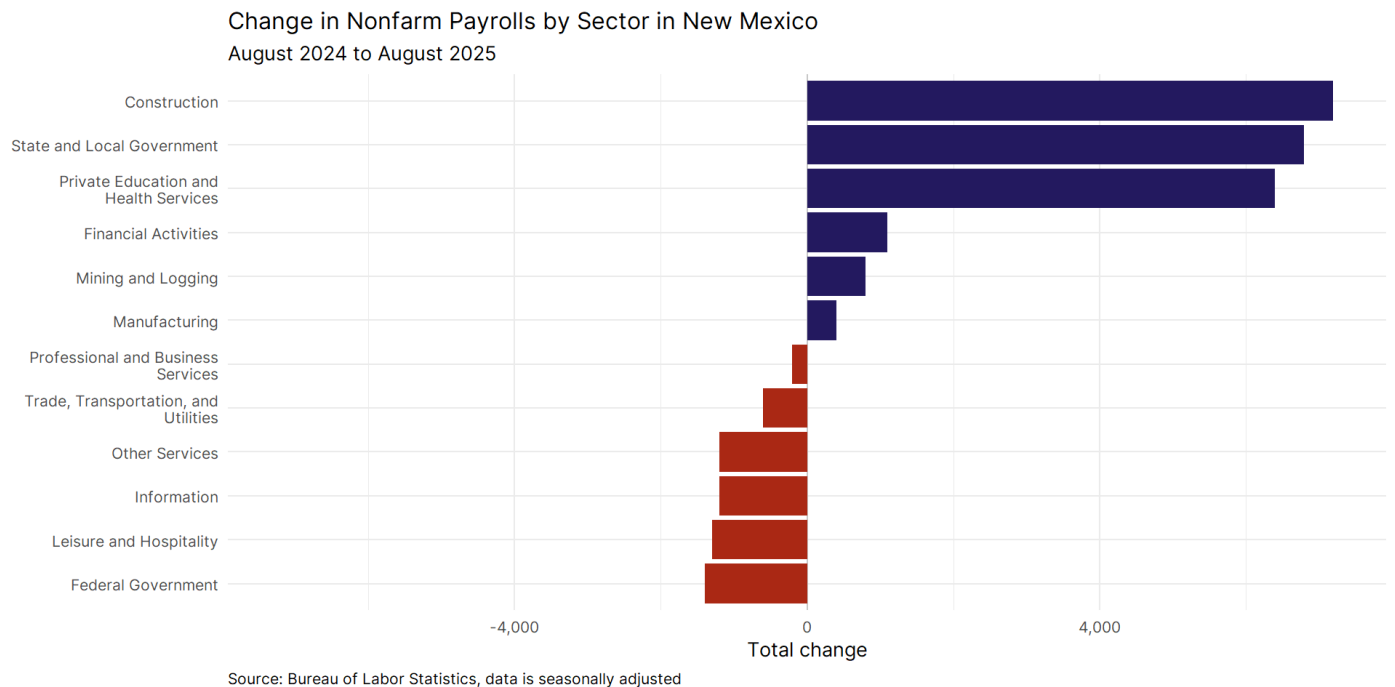
From July 2025 to August 2025:

- The best performing sectors were **State and Local Government** (+900) and **Leisure and Hospitality** (+400).
- The worst performing sectors were **Professional and Business Services** (-2,200) and **Private Education and Health Services** (-1,000).



From August 2024 to August 2025:

- The best performing sectors were **Construction** (+7,200) and **State and Local Government** (+6,800).
- The worst performing sectors were **Federal Government** (-1,400) and **Leisure and Hospitality** (-1,300).

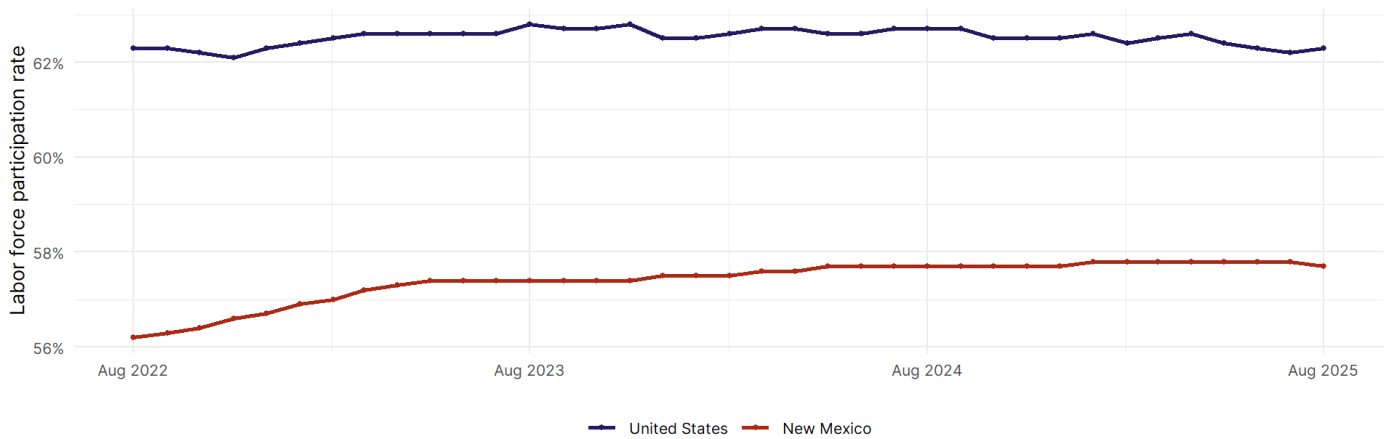


## New Mexico Labor force

The labor force participation rate is the percentage of the civilian noninstitutionalized population age 16 and older who are employed or actively looking for work.

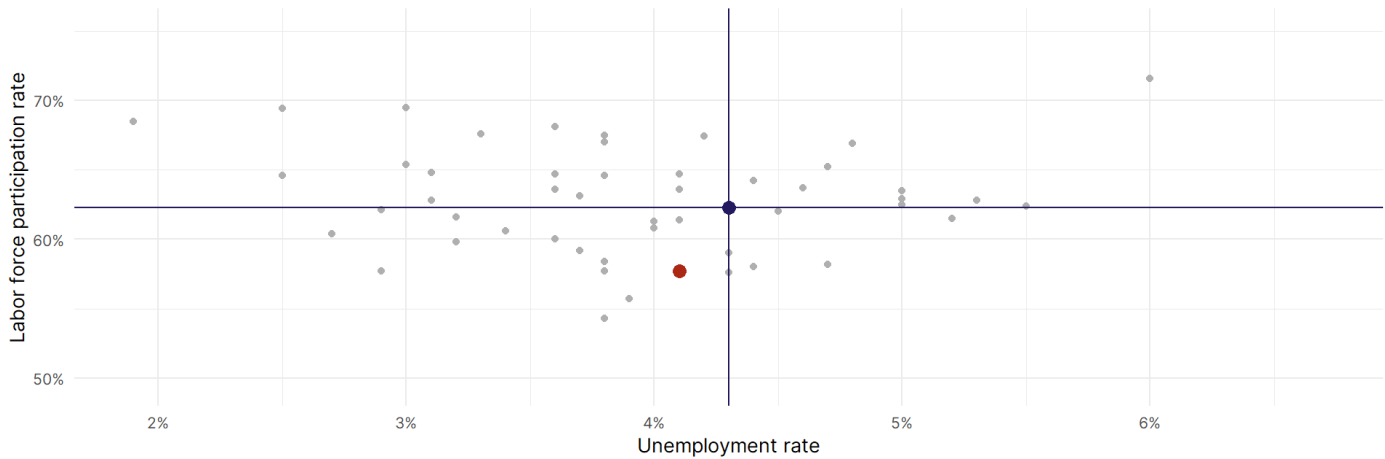
- The labor force participation rate in **New Mexico fell to 57.7 percent in August from 57.8 percent in the prior month.**
- **New Mexico is tied for 46th** in the nation.
- The 10-year high for the labor force participation rate in New Mexico was **58.3 percent** occurring in September 2016, and the 10-year low was **54.1 percent** in April 2020.
- The national labor force participation rate **rose by 0.1 percentage points to 62.3 percent** in August.

Labor Force Participation Rate in New Mexico  
August 2022 to August 2025



Source: Bureau of Labor Statistics, data is seasonally adjusted

Unemployment and Labor Force Participation Rates by State  
August 2025



Source: Bureau of Labor Statistics, data is seasonally adjusted