



United States Congress

Joint Economic Committee

Est. 1946

Republicans

Representative David Schweikert, *Chairman*



New York Employment Update



April 2025 | Released May 21, 2025

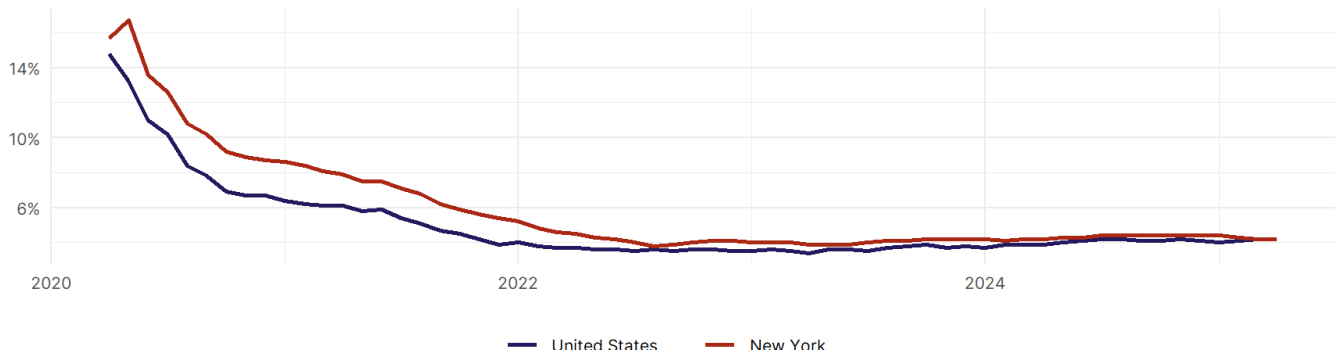
United States Employment Snapshot

- In April, among the 50 states and the District of Columbia **unemployment fell in 5, rose in 20, and remained unchanged in 26.**
- The highest unemployment rate was 5.8 percent in **District of Columbia**, and the lowest was 1.8 percent in **South Dakota**. Nationally, the unemployment rate remained unchanged in April.
- In April, **payroll jobs rose in 40 states and fell in 11.** The largest payroll job percent increase was 0.4 percent in **Mississippi**. The largest payroll job percent decline was 0.2 percent in **Vermont**.

New York Employment Snapshot

- In April, **New York added 15,400 net payroll jobs** and the **unemployment rate remained unchanged at 4.2 percent.** In the prior month, New York lost 1,400 net payroll jobs.
- Over the past 12 months, **New York added 114,300 net payroll jobs** and the **unemployment rate remained unchanged.**
- Nationally, nonfarm payrolls **rose by 177,000 in April, or 0.1 percent.** New York is **tied for 17th** in the nation for percentage gain in nonfarm payroll employment over the past 12 months.
- In April, **New York's private sector added 14,400 net private payroll jobs**, and over the past 12 months it added 95,500 private payroll jobs. In the prior month, New York lost 1,500 net private payroll jobs.
- In April, employment in New York **rose by 21,261**, and over the past 12 months it rose by 56,700.
- **New York's labor force participation rate rose to 61 percent** in April from 60.9 percent and **ranks 36th** in the nation. In the past 12 months, the labor force participation rate has risen by 0.1 percentage points.

New York
Unemployment Rate

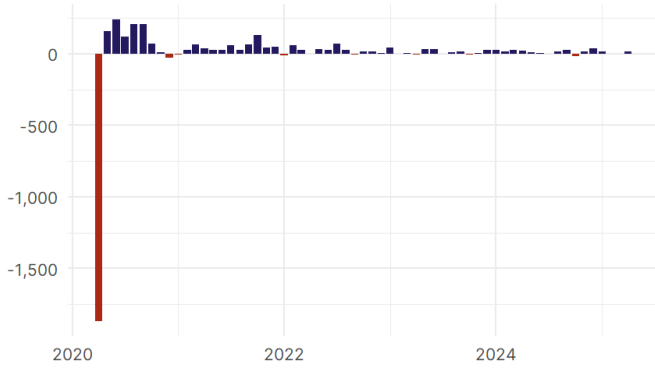


Source: Bureau of Labor Statistics, data is seasonally adjusted

New York Payroll Employment

New York Nonfarm Payroll Jobs

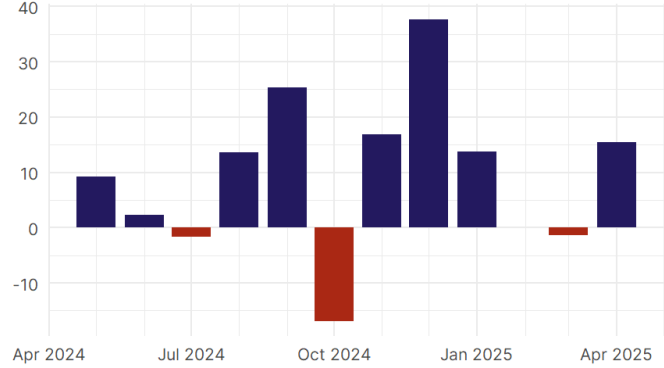
Monthly change, past five years (thousands)



Source: Bureau of Labor Statistics, data is seasonally adjusted

New York Nonfarm Payroll Jobs

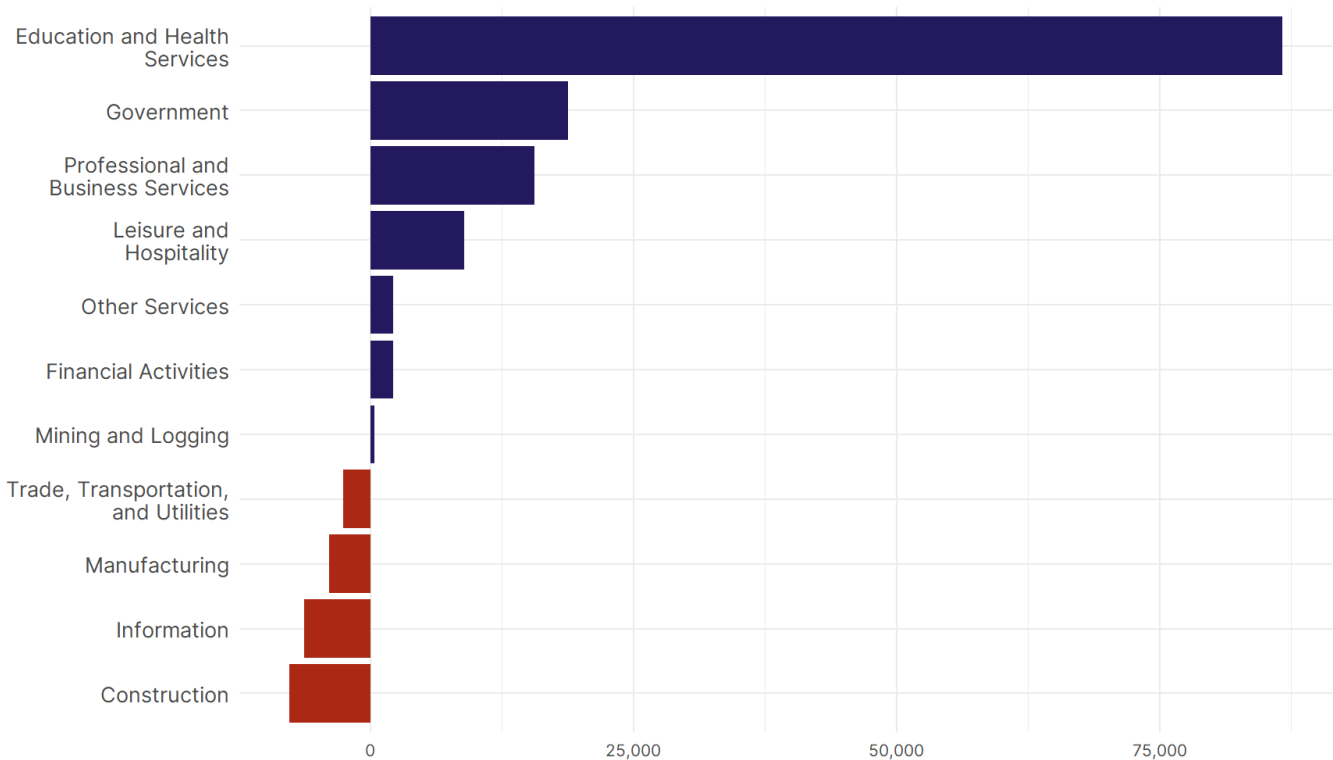
Monthly change, past 12 months (thousands)



Source: Bureau of Labor Statistics, data is seasonally adjusted

- **New York added 15,400 net payroll jobs, or 0.2 percent,** on a seasonally adjusted basis during April. In the prior month, New York lost 1,400 jobs. New York nonfarm payroll employment has increased in **9 of the past 12 months.**
- Nationally, nonfarm payrolls **rose by 177,000 in April, or 0.1 percent.** New York is tied for 17th in the nation for percentage gain in nonfarm payroll employment over the past 12 months.
- **New York added 14,400 private sector jobs, or 0.2 percent,** on a seasonally adjusted basis during April. In the prior month, New York lost 1,500 jobs. New York private sector payroll employment has increased in **8 of the past 12 months.**
- Nationally, private sector payroll jobs **rose by 167,000 jobs in April, or 0.1 percent.** New York ranks 20th in the nation for percentage gain in private sector payroll employment over the past 12 months.

Change in New York
Payroll Employment by Sector
over past 12 months



Source: Bureau of Labor Statistics, data is seasonally adjusted

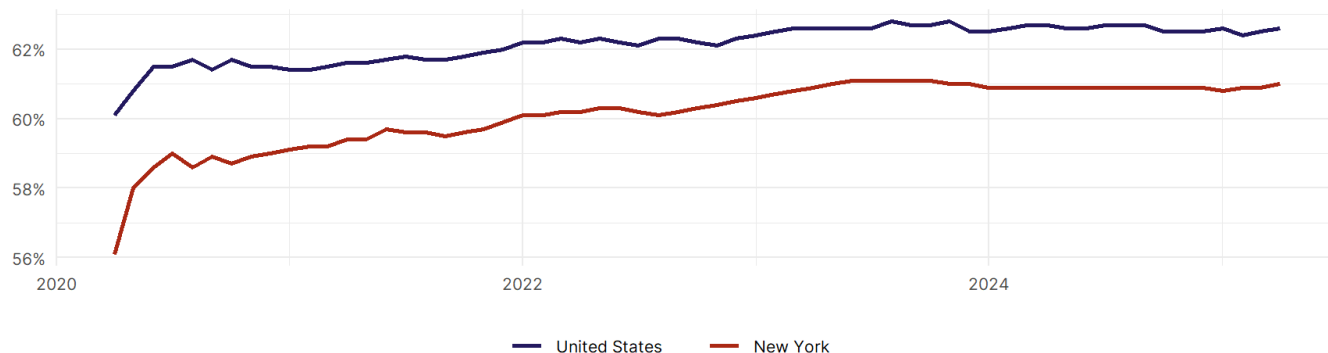
- The best performing sectors on a seasonally adjusted basis during April were **Education and Health Services (12,100)** and **Professional and Business Services (8,000)**.
- The poorest performing sectors during the month were **Trade, Transportation, and Utilities (-1,100)** and **Leisure and Hospitality (-4,600)**.
- The best performing sectors during the last 12 months were **Education and Health Services (86,700)** and **Government (18,800)**.
- The poorest performing sectors during the last 12 months were **Information (-6,300)** and **Construction (-7,700)**.

New York Labor Force

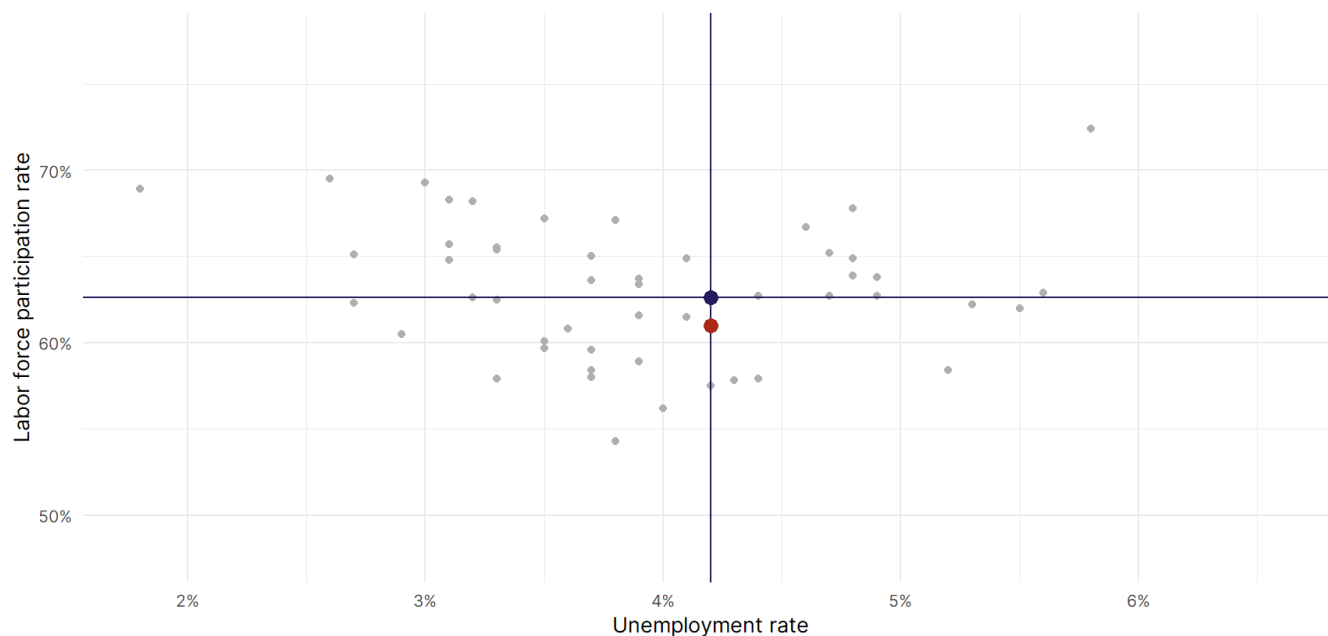
The labor force participation rate is the percentage of the civilian noninstitutionalized population age 16 and older who are employed or actively looking for work.

- The labor force participation rate in **New York rose to 61 percent in April from 60.9 percent in the prior month**.
- **New York ranks 36th** in the nation.
- The 10-year high for the labor force participation rate in New York was **61.1 percent** occurring in October 2023, and the 10-year low was **56.1 percent** in April 2020.
- The national labor force participation rate **rose by 0.1 percentage points to 62.6 percent** in April.

New York
Labor Force Participation Rate



Source: Bureau of Labor Statistics, data is seasonally adjusted



Source: Bureau of Labor Statistics, data is seasonally adjusted