



United States Congress

Joint Economic Committee

EST. 1946

Republicans

Representative David Schweikert, *Chairman*



New York Employment Update



July 2025 | Released August 19, 2025

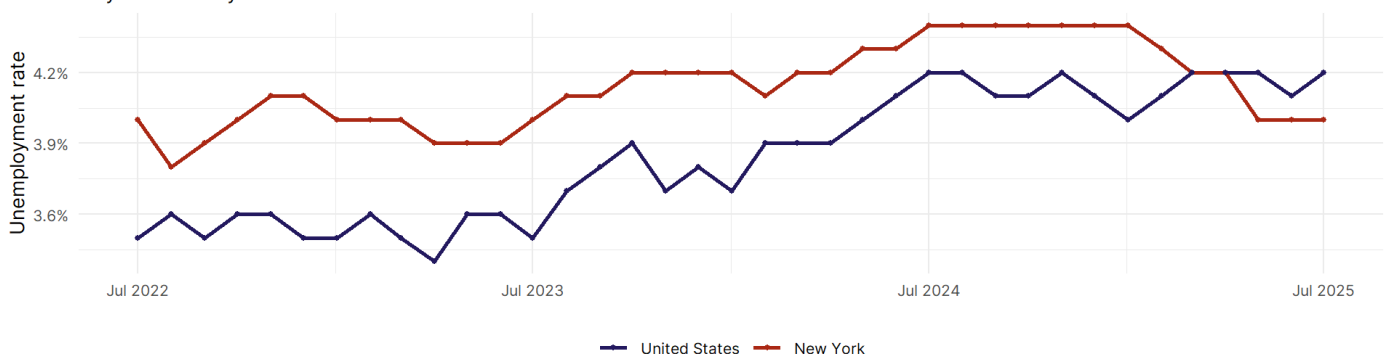
United States Employment Snapshot

- In July, among the 50 states and the District of Columbia **unemployment fell in 6, rose in 15, and remained unchanged in 30.**
- The highest unemployment rate was 6 percent in **District of Columbia**, and the lowest was 1.9 percent in **South Dakota**. Nationally, the unemployment rate rose by 0.1 percentage point to 4.2 percent.
- In July, **payroll jobs rose in 31 states and fell in 20.** The largest payroll job percent increase was 0.6 percent in **Missouri**. The largest payroll job percent decline was 0.5 percent in **Wyoming**.

New York Employment Snapshot

- In July, **New York added 55,500 net payroll jobs** and the **unemployment rate remained unchanged at 4 percent.** In the prior month, New York added 4,400 net payroll jobs.
- Over the past 12 months, **New York added 153,400 net payroll jobs** and the **unemployment rate fell by 0.4 percentage points from 4.4 percent.**
- Nationally, nonfarm payrolls **rose by 73,000 in July, or 0 percent.** New York is **tied for 7th** in the nation for percentage gain in nonfarm payroll employment over the past 12 months.
- In July, **New York's private sector added 11,400 net private payroll jobs**, and over the past 12 months it added 101,300 private payroll jobs. In the prior month, New York added 2,600 net private payroll jobs.
- In July, employment in New York **fell by 9,852**, and over the past 12 months it rose by 58,400.
- New York's labor force participation rate remained steady at 60.9 percent** in July and **ranks 36th** in the nation. In the past 12 months, the labor force participation rate has remained unchanged.

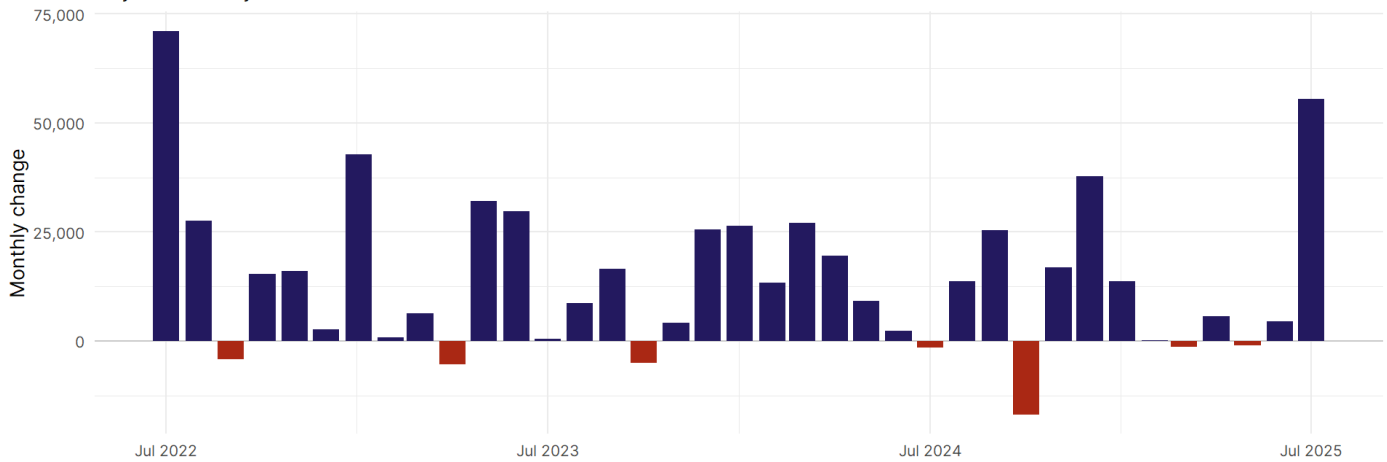
Unemployment Rate in New York
July 2022 to July 2025



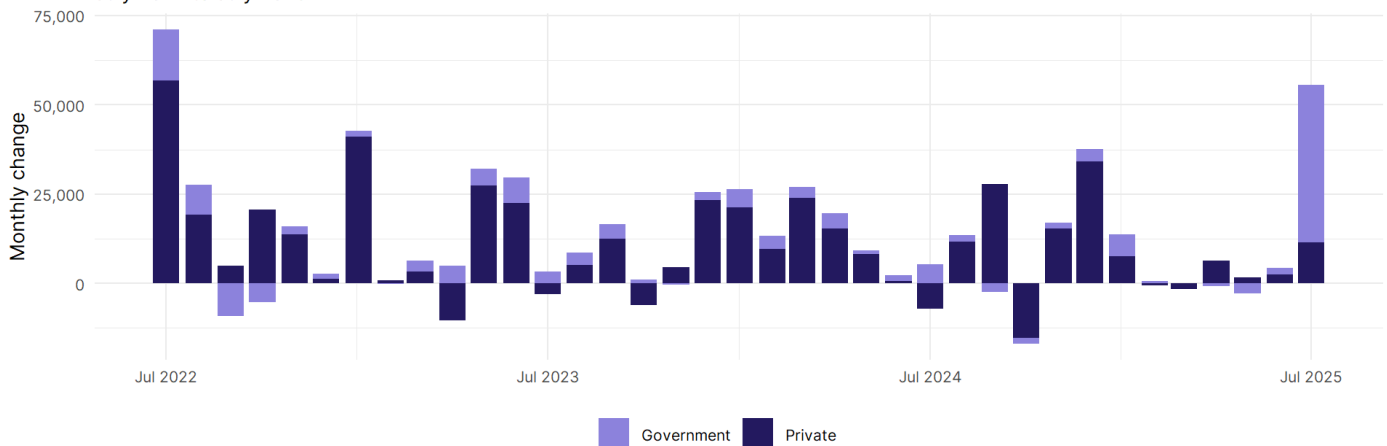
Source: Bureau of Labor Statistics, data is seasonally adjusted

New York Payroll employment

Change in Nonfarm Payrolls in New York
July 2022 to July 2025



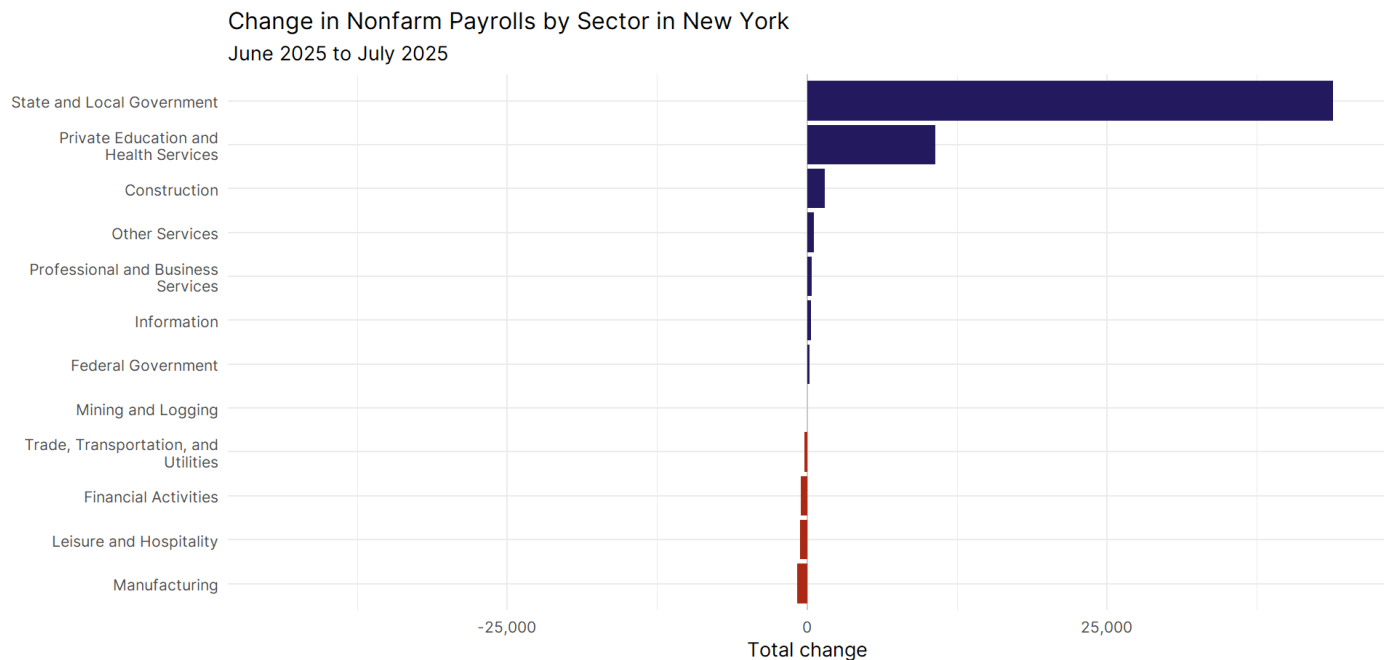
Change in Nonfarm Payrolls by Sector in New York
July 2022 to July 2025



- **New York added 55,500 net payroll jobs, or 0.6 percent,** on a seasonally adjusted basis during July. In the prior month, New York added 4,400 jobs. New York nonfarm payroll employment has increased in **9 of the past 12 months**.
- Nationally, nonfarm payrolls **rose by 73,000 in July, or 0 percent**. New York is tied for 7th in the nation for percentage gain in nonfarm payroll employment over the past 12 months.
- **New York added 11,400 private sector jobs, or 0.1 percent,** on a seasonally adjusted basis during July. In the prior month, New York added 2,600 jobs. New York private sector payroll employment has increased in **9 of the past 12 months**.
- Nationally, private sector payroll jobs **rose by 83,000 jobs in July, or 0.1 percent**. New York is tied for 16th in the nation for percentage gain in private sector payroll employment over the past 12 months.

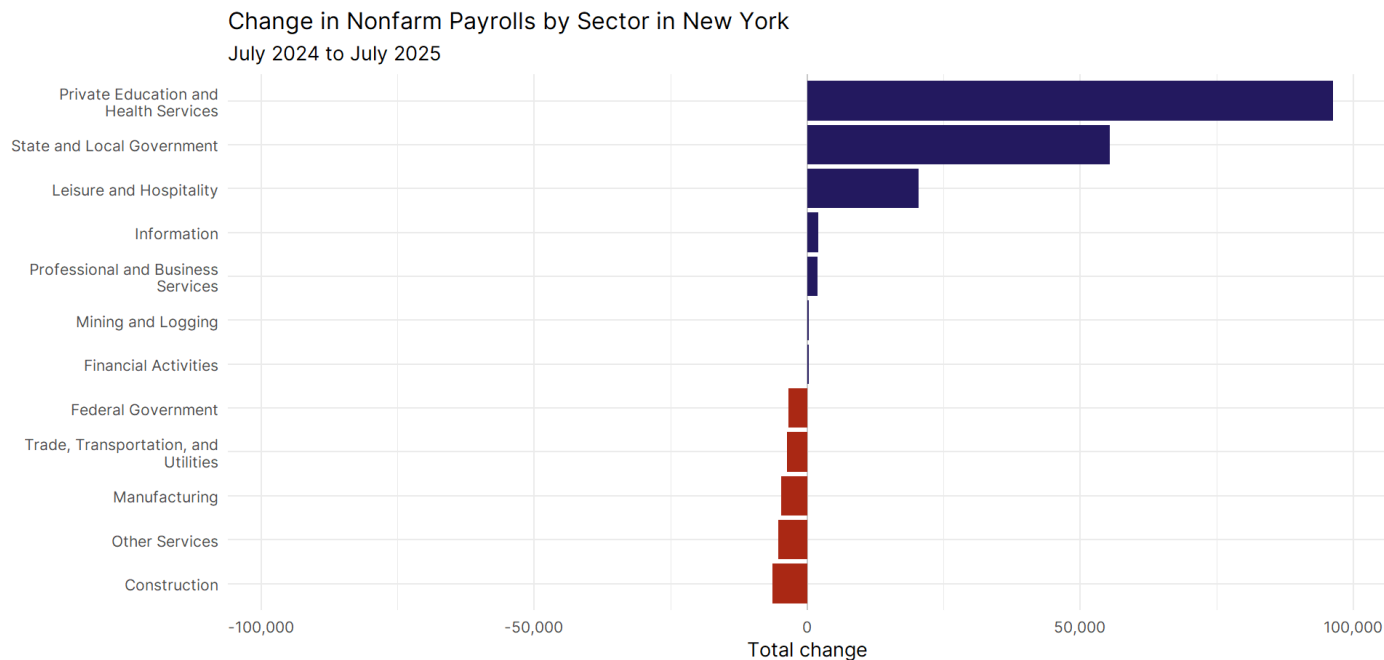
From June 2025 to July 2025:

- The best performing sectors were **State and Local Government** (+43,900) and **Private Education and Health Services** (+10,700).
- The worst performing sectors were **Manufacturing** (-800) and **Leisure and Hospitality** (-600).



From July 2024 to July 2025:

- The best performing sectors were **Private Education and Health Services** (+96,400) and **State and Local Government** (+55,500).
- The worst performing sectors were **Construction** (-6,300) and **Other Services** (-5,300).

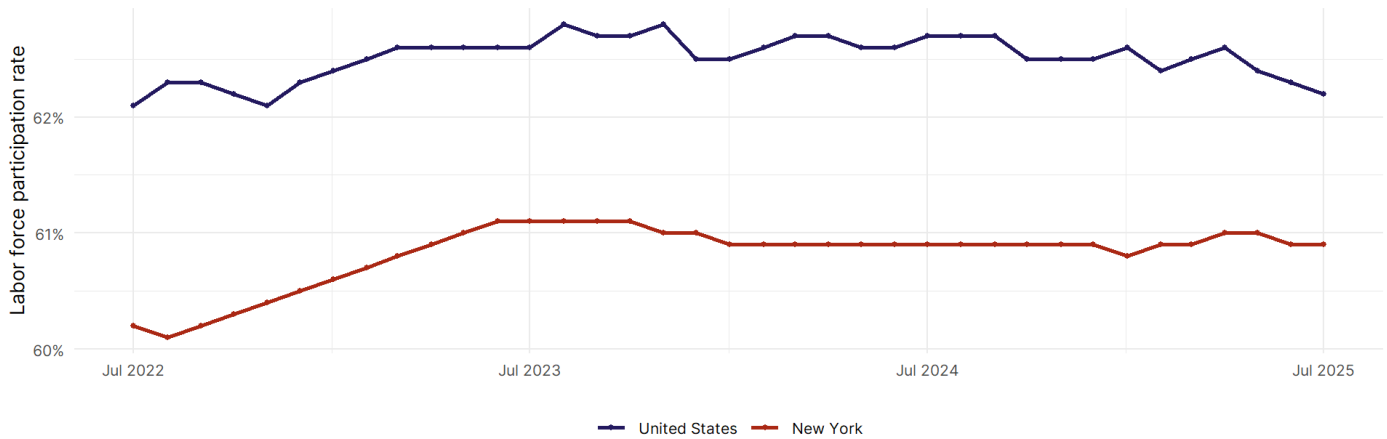


New York Labor force

The labor force participation rate is the percentage of the civilian noninstitutionalized population age 16 and older who are employed or actively looking for work.

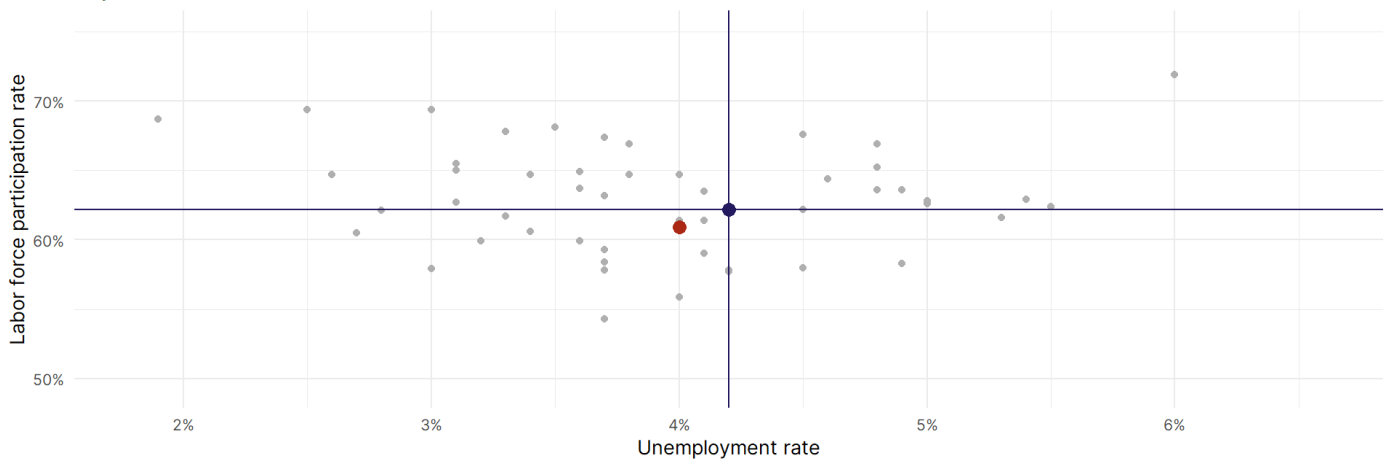
- The labor force participation rate in **New York remained unchanged at 60.9 percent in July.**
- **New York ranks 36th** in the nation.
- The 10-year high for the labor force participation rate in New York was **61.1 percent** occurring in October 2023, and the 10-year low was **56.1 percent** in April 2020.
- The national labor force participation rate **fell by 0.1 percentage points to 62.2 percent** in July.

Labor Force Participation Rate in New York
July 2022 to July 2025



Source: Bureau of Labor Statistics, data is seasonally adjusted

Unemployment and Labor Force Participation Rates by State
July 2025



Source: Bureau of Labor Statistics, data is seasonally adjusted