



United States Congress

Joint Economic Committee

Est. 1946

Republicans

Representative David Schweikert, *Chairman*



North Dakota

Employment Update



April 2025 | Released May 21, 2025

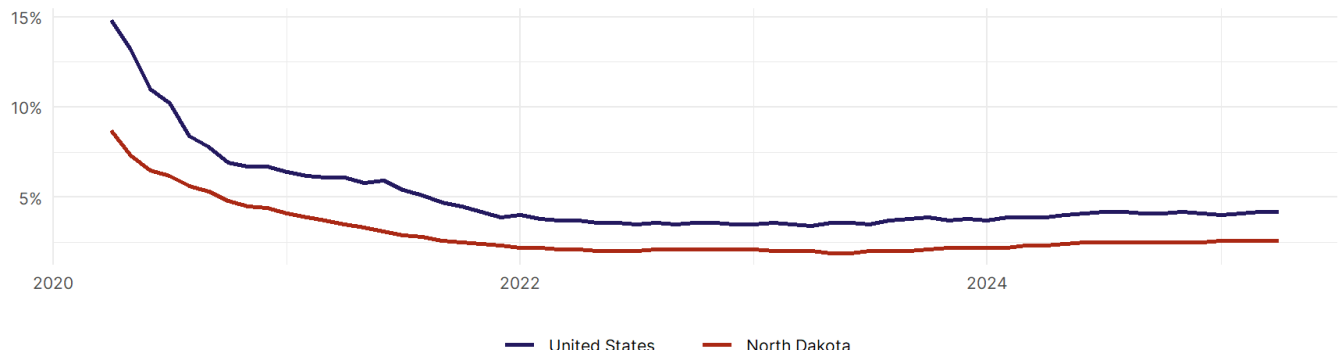
United States Employment Snapshot

- In April, among the 50 states and the District of Columbia **unemployment fell in 5, rose in 20, and remained unchanged in 26.**
- The highest unemployment rate was 5.8 percent in **District of Columbia**, and the lowest was 1.8 percent in **South Dakota**. Nationally, the unemployment rate remained unchanged in April.
- In April, **payroll jobs rose in 40 states and fell in 11.** The largest payroll job percent increase was 0.4 percent in **Mississippi**. The largest payroll job percent decline was 0.2 percent in **Vermont**.

North Dakota Employment Snapshot

- In April, **North Dakota added 300 net payroll jobs** and the **unemployment rate remained unchanged at 2.6 percent.** In the prior month, North Dakota added 2,000 net payroll jobs.
- Over the past 12 months, **North Dakota added 4,300 net payroll jobs** and the **unemployment rate rose by 0.3 percentage points from 2.3 percent.**
- Nationally, nonfarm payrolls **rose by 177,000 in April, or 0.1 percent.** North Dakota **is tied for 23rd** in the nation for percentage gain in nonfarm payroll employment over the past 12 months.
- In April, **North Dakota's private sector added 100 net private payroll jobs**, and over the past 12 months it added 2,400 private payroll jobs. In the prior month, North Dakota added 1,400 net private payroll jobs.
- In April, employment in North Dakota **rose by 609**, and over the past 12 months it rose by 4,389.
- **North Dakota's labor force participation rate remained steady at 69.5 percent** in April and **ranks 2nd** in the nation. In the past 12 months, the labor force participation rate has risen by 0.2 percentage points.

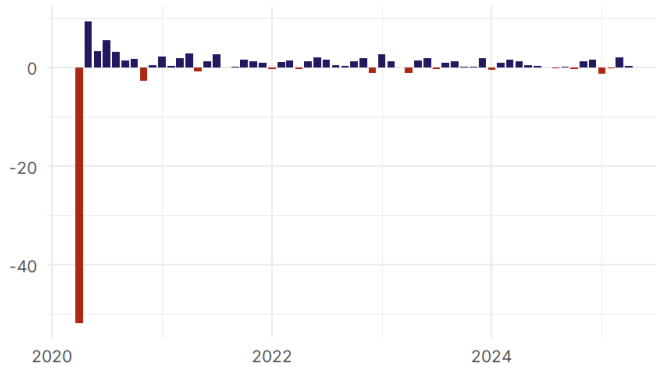
North Dakota
Unemployment Rate



Source: Bureau of Labor Statistics, data is seasonally adjusted

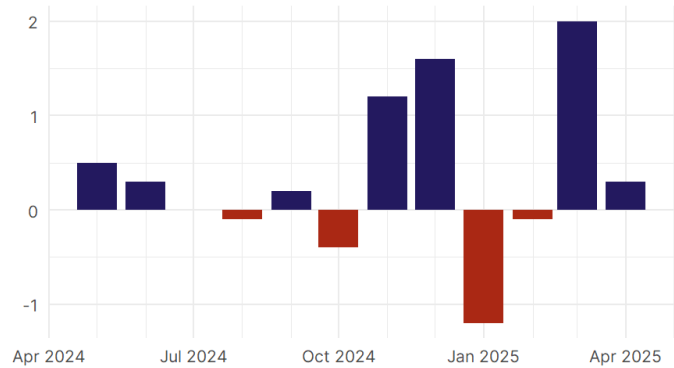
North Dakota Payroll Employment

North Dakota Nonfarm Payroll Jobs
Monthly change, past five years (thousands)



Source: Bureau of Labor Statistics, data is seasonally adjusted

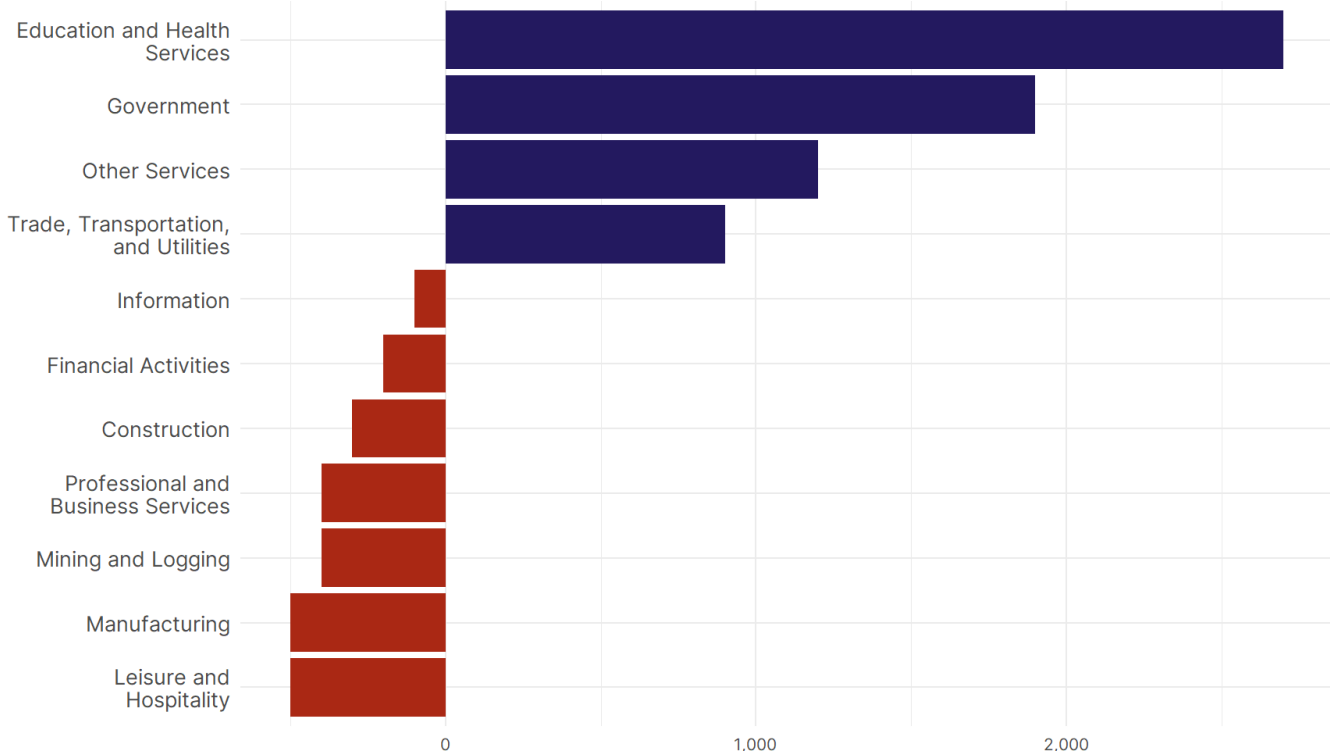
North Dakota Nonfarm Payroll Jobs
Monthly change, past 12 months (thousands)



Source: Bureau of Labor Statistics, data is seasonally adjusted

- **North Dakota added 300 net payroll jobs, or 0.1 percent,** on a seasonally adjusted basis during April. In the prior month, North Dakota added 2,000 jobs. North Dakota nonfarm payroll employment has increased in **7 of the past 12 months**.
- Nationally, nonfarm payrolls **rose by 177,000 in April, or 0.1 percent**. North Dakota is tied for 23rd in the nation for percentage gain in nonfarm payroll employment over the past 12 months.
- **North Dakota added 100 private sector jobs, or 0 percent,** on a seasonally adjusted basis during April. In the prior month, North Dakota added 1,400 jobs. North Dakota private sector payroll employment has increased in **7 of the past 12 months**.
- Nationally, private sector payroll jobs **rose by 167,000 jobs in April, or 0.1 percent**. North Dakota is tied for 30th in the nation for percentage gain in private sector payroll employment over the past 12 months.

Change in North Dakota
Payroll Employment by Sector
over past 12 months



Source: Bureau of Labor Statistics, data is seasonally adjusted

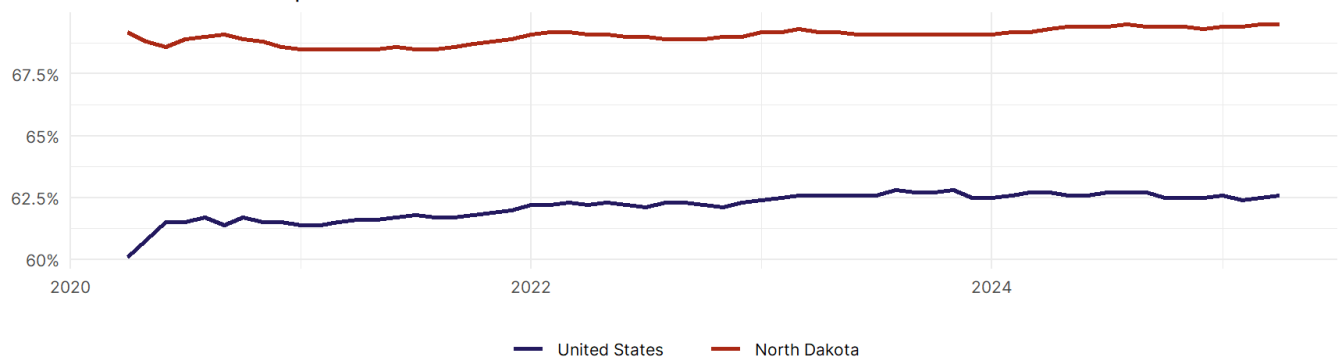
- The best performing sectors on a seasonally adjusted basis during April were **Leisure and Hospitality tied with Government (200)** and **Financial Activities (200)**.
- The poorest performing sectors during the month were **Mining and Logging tied with Construction; and Other Services (-100)** and **Trade, Transportation, and Utilities (-200)**.
- The best performing sectors during the last 12 months were **Education and Health Services (2,700)** and **Government (1,900)**.
- The poorest performing sectors during the last 12 months were **Mining and Logging (-400)** and **Manufacturing tied with Leisure and Hospitality (-500)**.

North Dakota Labor Force

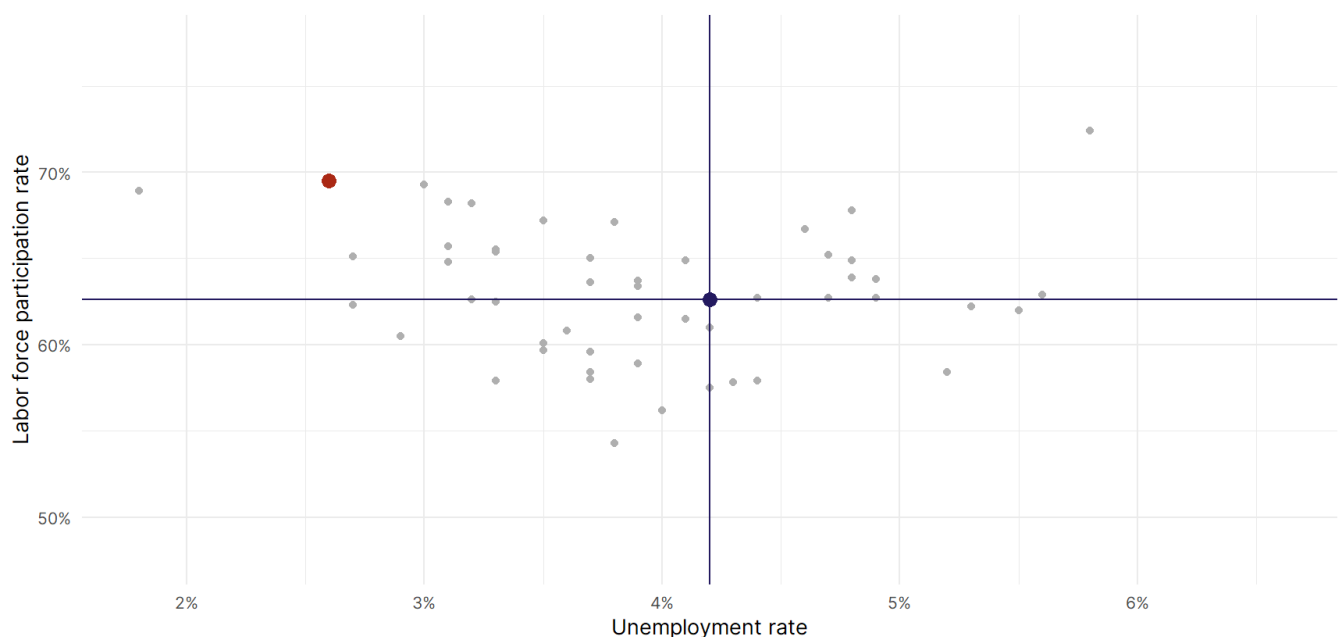
The labor force participation rate is the percentage of the civilian noninstitutionalized population age 16 and older who are employed or actively looking for work.

- The labor force participation rate in **North Dakota remained unchanged at 69.5 percent in April**.
- **North Dakota ranks 2nd** in the nation.
- The 10-year high for the labor force participation rate in North Dakota was **71 percent** in April 2015, and the 10-year low was **68.5 percent** occurring in August 2021.
- The national labor force participation rate **rose by 0.1 percentage points to 62.6 percent** in April.

North Dakota
Labor Force Participation Rate



Source: Bureau of Labor Statistics, data is seasonally adjusted



Source: Bureau of Labor Statistics, data is seasonally adjusted