



United States Congress

Joint Economic Committee

EST. 1946

Republicans

Representative David Schweikert, *Chairman*



Rhode Island

Employment Update



July 2025 | Released August 19, 2025

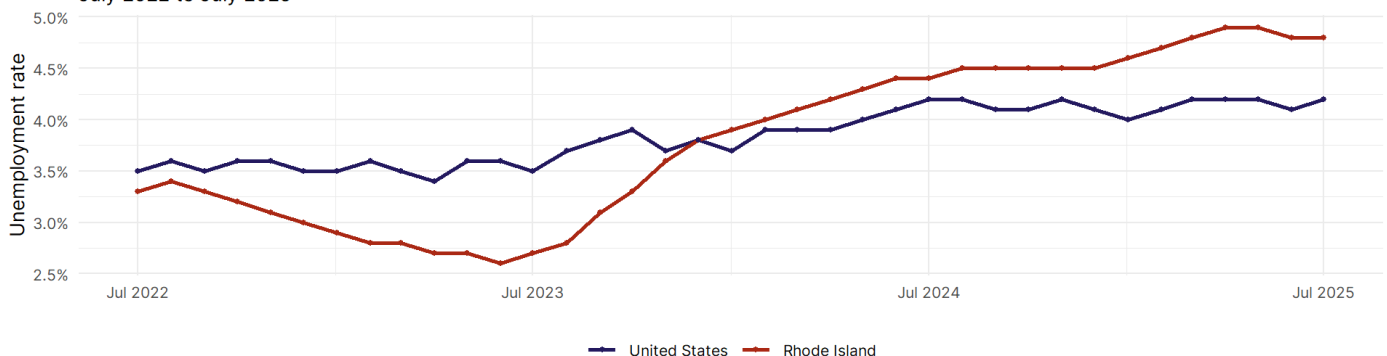
United States Employment Snapshot

- In July, among the 50 states and the District of Columbia **unemployment fell in 6, rose in 15, and remained unchanged in 30.**
- The highest unemployment rate was 6 percent in **District of Columbia**, and the lowest was 1.9 percent in **South Dakota**. Nationally, the unemployment rate rose by 0.1 percentage point to 4.2 percent.
- In July, **payroll jobs rose in 31 states and fell in 20.** The largest payroll job percent increase was 0.6 percent in **Missouri**. The largest payroll job percent decline was 0.5 percent in **Wyoming**.

Rhode Island Employment Snapshot

- In July, **Rhode Island added 500 net payroll jobs** and the **unemployment rate remained unchanged at 4.8 percent.** In the prior month, Rhode Island lost 2,400 net payroll jobs.
- Over the past 12 months, **Rhode Island added 2,200 net payroll jobs** and the **unemployment rate rose by 0.4 percentage points from 4.4 percent.**
- Nationally, nonfarm payrolls **rose by 73,000 in July, or 0 percent.** Rhode Island **ranks 43rd** in the nation for percentage gain in nonfarm payroll employment over the past 12 months.
- In July, **Rhode Island's private sector lost 200 net private payroll jobs**, and over the past 12 months it added 3,100 private payroll jobs. In the prior month, Rhode Island lost 2,100 net private payroll jobs.
- In July, employment in Rhode Island **rose by 632**, and over the past 12 months it fell by 5,856.
- **Rhode Island's labor force participation rate remained steady at 63.6 percent** in July and **is tied for 21st** in the nation. In the past 12 months, the labor force participation rate has fallen by 0.9 percentage points.

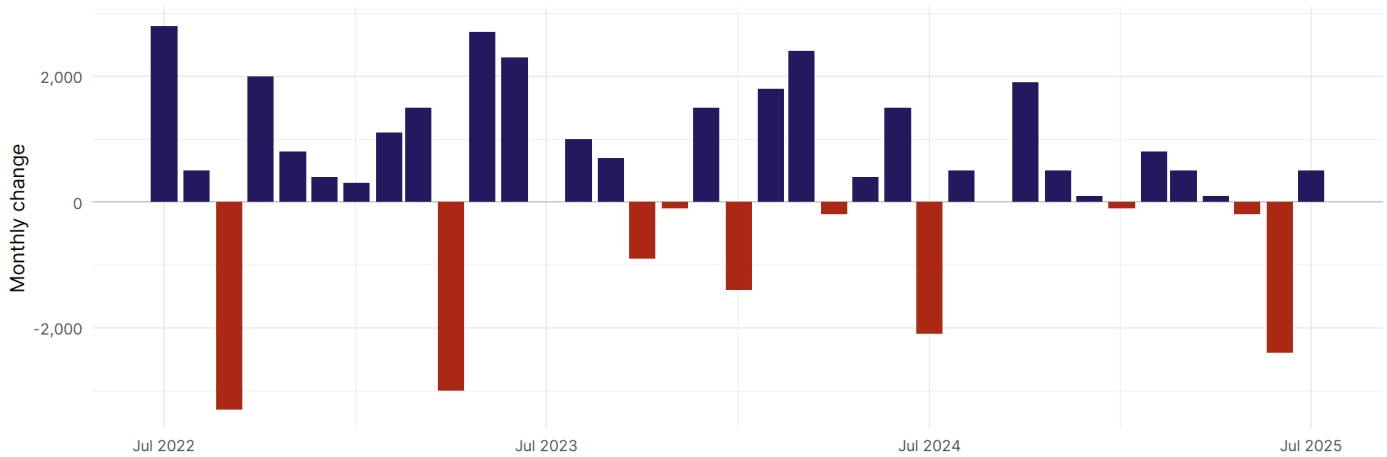
Unemployment Rate in Rhode Island
July 2022 to July 2025



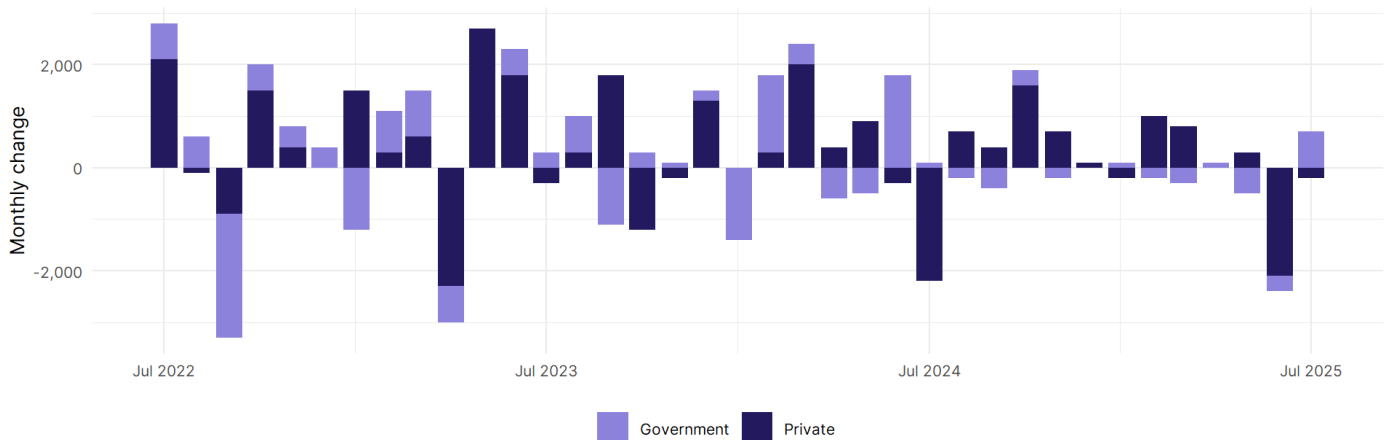
Source: Bureau of Labor Statistics, data is seasonally adjusted

Rhode Island Payroll employment

Change in Nonfarm Payrolls in Rhode Island
July 2022 to July 2025



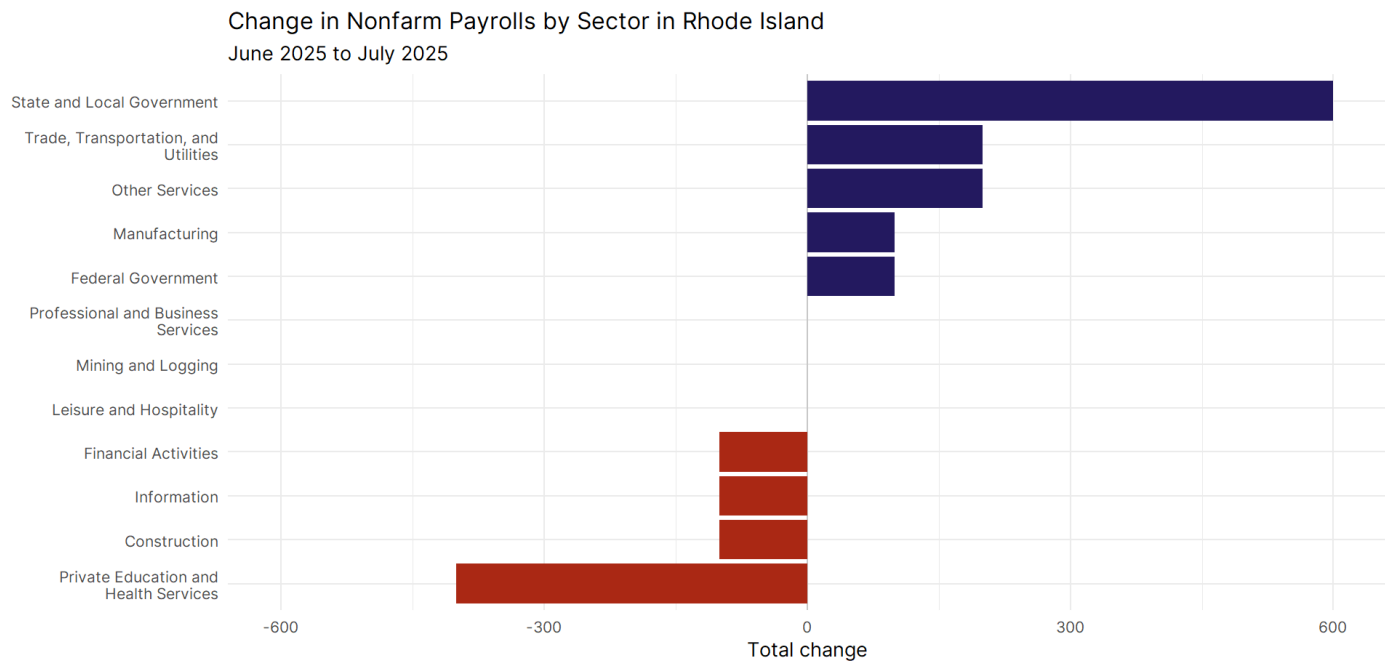
Change in Nonfarm Payrolls by Sector in Rhode Island
July 2022 to July 2025



- **Rhode Island added 500 net payroll jobs, or 0.1 percent,** on a seasonally adjusted basis during July. In the prior month, Rhode Island lost 2,400 jobs. Rhode Island nonfarm payroll employment has increased in **8 of the past 12 months**.
- Nationally, nonfarm payrolls **rose by 73,000 in July, or 0 percent**. Rhode Island ranks 43rd in the nation for percentage gain in nonfarm payroll employment over the past 12 months.
- **Rhode Island lost 200 private sector jobs, or 0 percent,** on a seasonally adjusted basis during July. In the prior month, Rhode Island lost 2,100 jobs. Rhode Island private sector payroll employment has increased in **8 of the past 12 months**.
- Nationally, private sector payroll jobs **rose by 83,000 jobs in July, or 0.1 percent**. Rhode Island is tied for 31st in the nation for percentage gain in private sector payroll employment over the past 12 months.

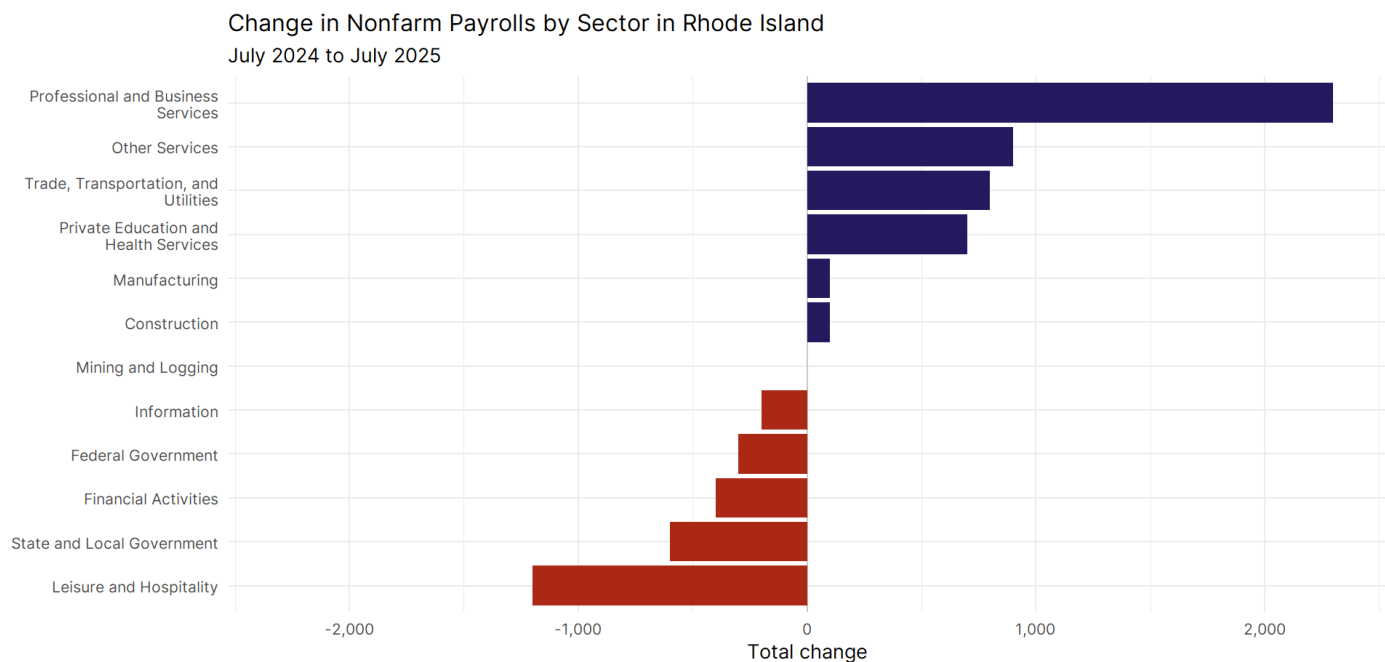
From June 2025 to July 2025:

- The best performing sectors were **State and Local Government** (+600) and **Trade, Transportation, and Utilities** (+200).
- The worst performing sectors were **Private Education and Health Services** (-400) and **Construction** (-100).



From July 2024 to July 2025:

- The best performing sectors were **Professional and Business Services** (+2,300) and **Other Services** (+900).
- The worst performing sectors were **Leisure and Hospitality** (-1,200) and **State and Local Government** (-600).

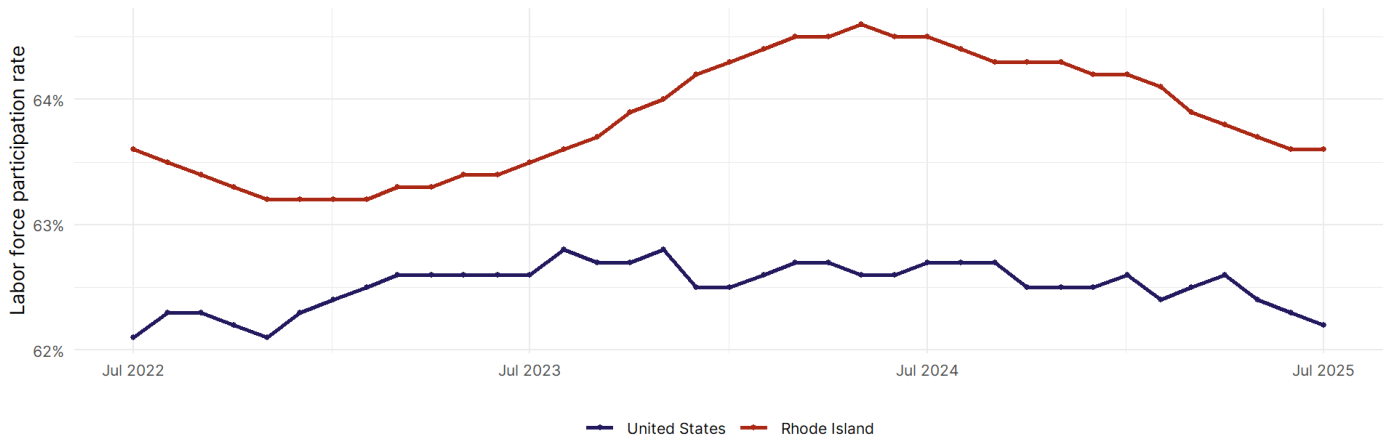


Rhode Island Labor force

The labor force participation rate is the percentage of the civilian noninstitutionalized population age 16 and older who are employed or actively looking for work.

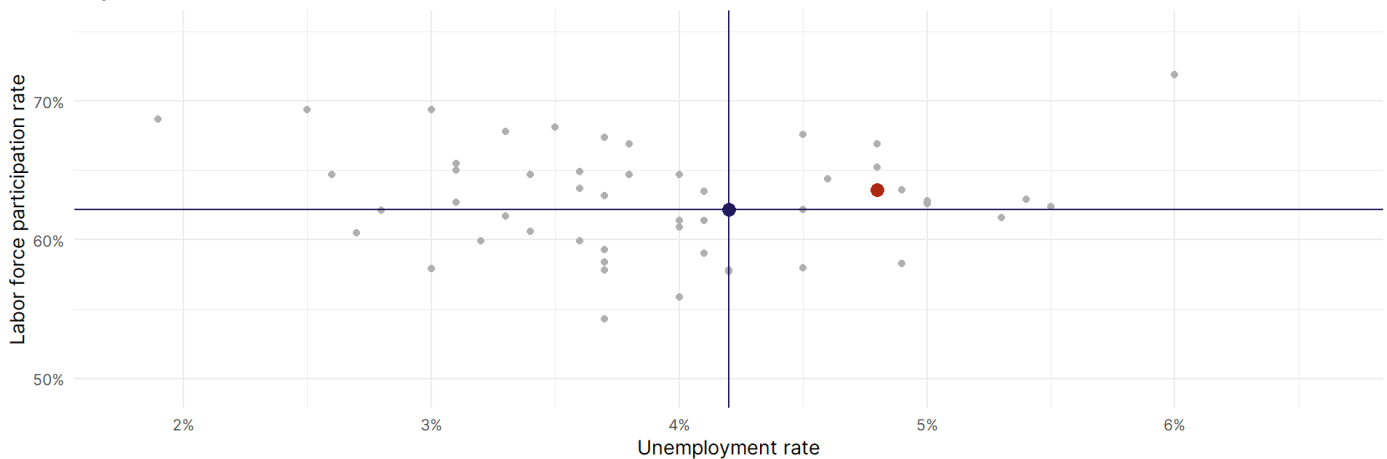
- The labor force participation rate in **Rhode Island remained unchanged at 63.6 percent in July.**
- **Rhode Island is tied for 21st** in the nation.
- The 10-year high for the labor force participation rate in Rhode Island was **64.8 percent** in July 2015, and the 10-year low was **60.9 percent** in April 2020.
- The national labor force participation rate **fell by 0.1 percentage points to 62.2 percent** in July.

Labor Force Participation Rate in Rhode Island
July 2022 to July 2025



Source: Bureau of Labor Statistics, data is seasonally adjusted

Unemployment and Labor Force Participation Rates by State
July 2025



Source: Bureau of Labor Statistics, data is seasonally adjusted