



United States Congress

# Joint Economic Committee

EST. 1946


Republicans

Representative David Schweikert, *Chairman*



## South Carolina

### Employment Update



August 2025 | Released September 19, 2025

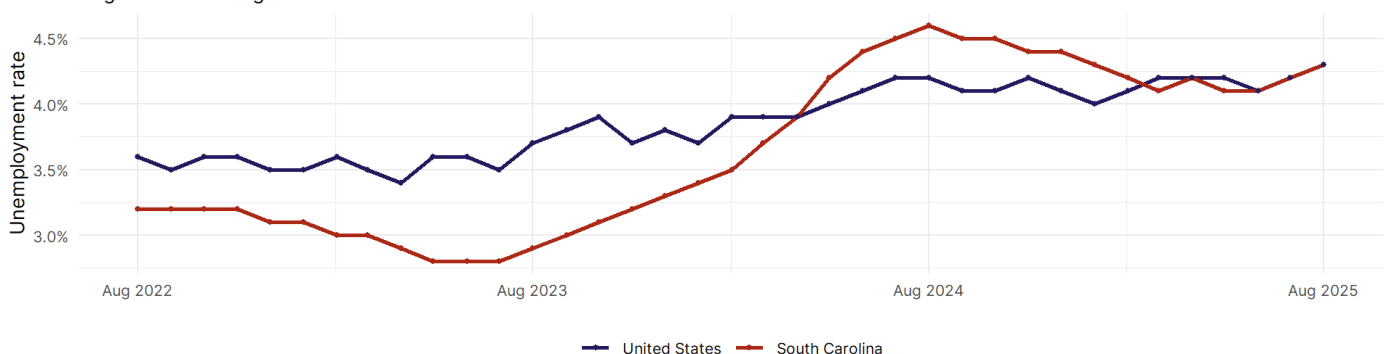
### United States Employment Snapshot

- In August, among the 50 states and the District of Columbia **unemployment fell in 13, rose in 12, and remained unchanged in 26.**
- The highest unemployment rate was 6 percent in **District of Columbia**, and the lowest was 1.9 percent in **South Dakota**. Nationally, the unemployment rate rose by 0.1 percentage point to 4.3 percent.
- In August, **payroll jobs rose in 32 states and fell in 18.** The largest payroll job percent increase was 0.5 percent in **Utah**. The largest payroll job percent decline was 0.7 percent in **District of Columbia**.

### South Carolina Employment Snapshot

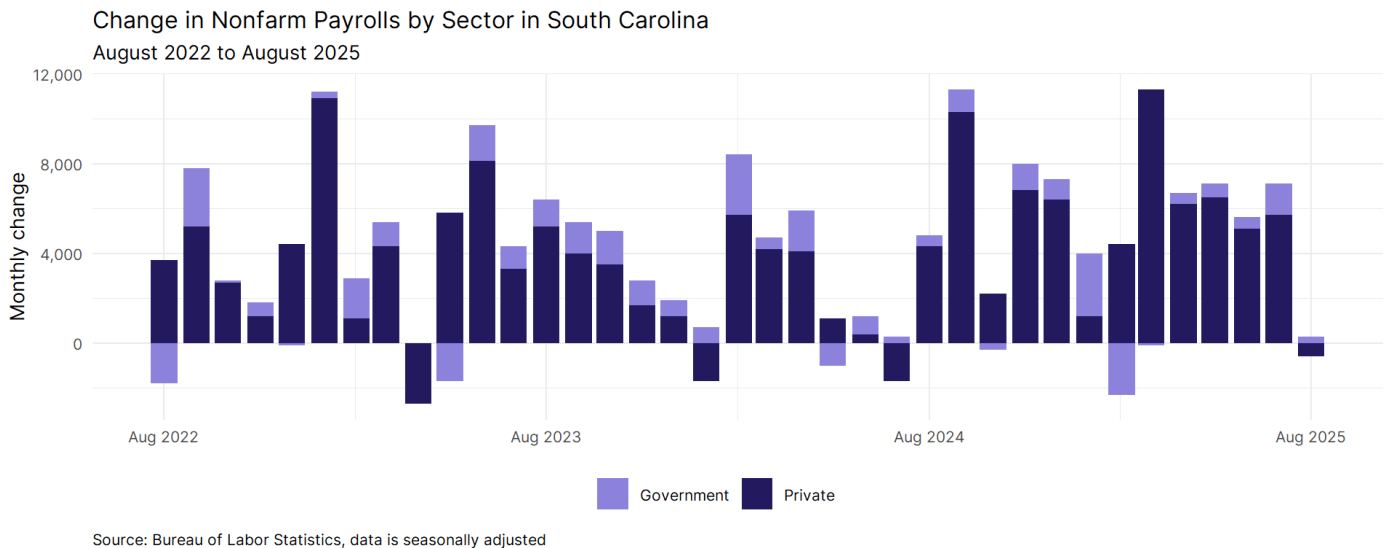
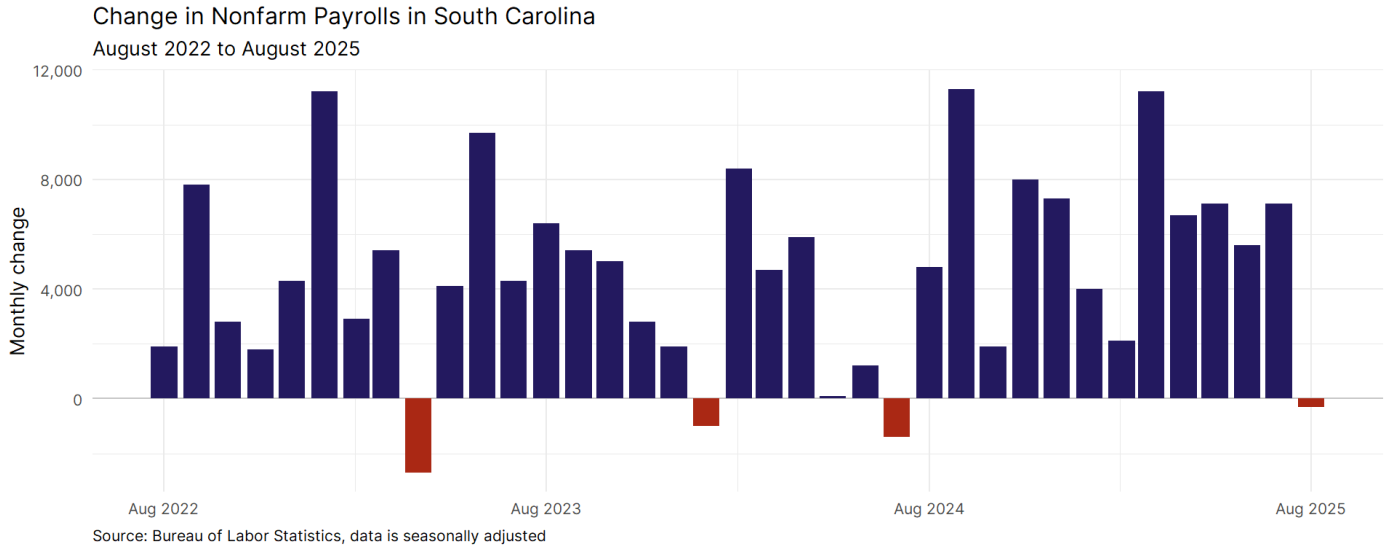
- In August, **South Carolina lost 300 net payroll jobs** and the **unemployment rate rose by 0.1 percentage point to 4.3 percent.** In the prior month, South Carolina added 7,100 net payroll jobs.
- Over the past 12 months, **South Carolina added 72,000 net payroll jobs** and the **unemployment rate fell by 0.3 percentage points from 4.6 percent.**
- Nationally, nonfarm payrolls **rose by 22,000 in August, or 0 percent.** South Carolina **ranks 1st** in the nation for percentage gain in nonfarm payroll employment over the past 12 months.
- In August, **South Carolina's private sector lost 600 net private payroll jobs**, and over the past 12 months it added 65,500 private payroll jobs. In the prior month, South Carolina added 5,700 net private payroll jobs.
- In August, employment in South Carolina **rose by 545**, and over the past 12 months it rose by 31,045.
- **South Carolina's labor force participation rate fell to 57.6 percent** in August from 57.7 percent and **ranks 49th** in the nation. In the past 12 months, the labor force participation rate has fallen by 0.5 percentage points.

Unemployment Rate in South Carolina  
August 2022 to August 2025



Source: Bureau of Labor Statistics, data is seasonally adjusted

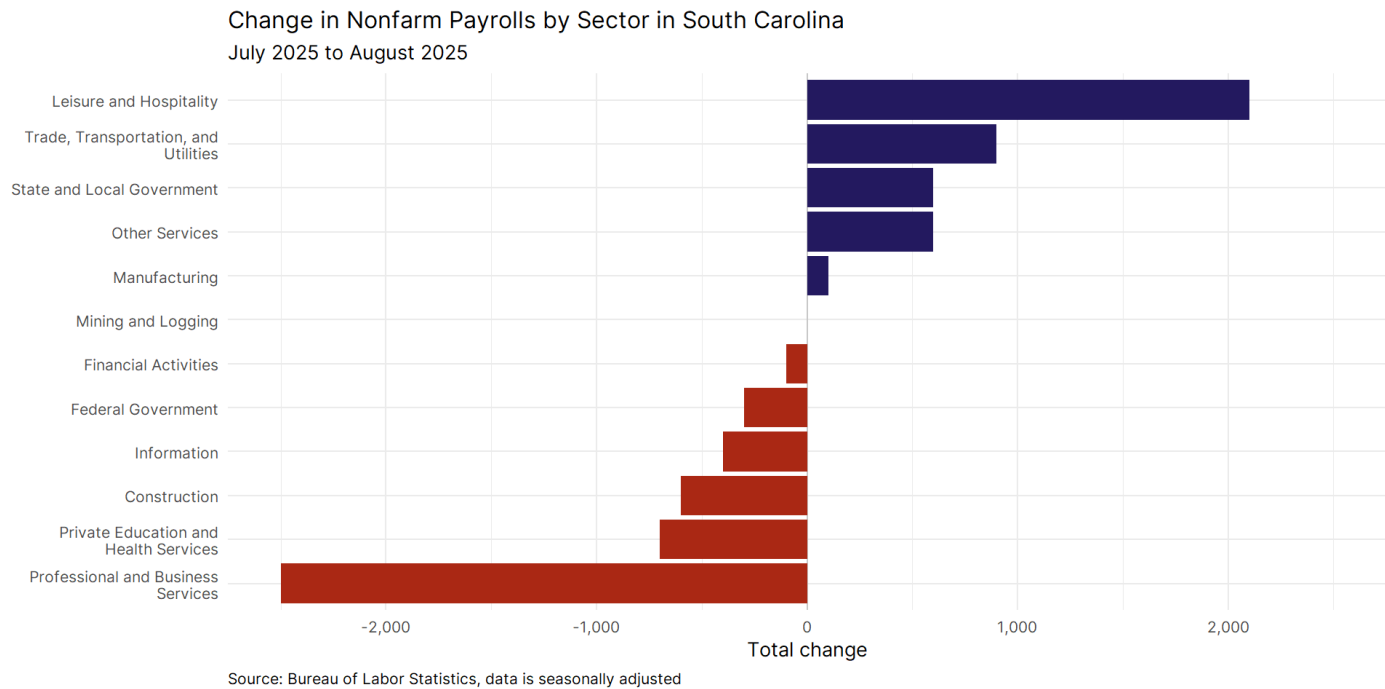
## South Carolina Payroll employment



- **South Carolina lost 300 net payroll jobs, or 0 percent**, on a seasonally adjusted basis during August. In the prior month, South Carolina added 7,100 jobs. South Carolina nonfarm payroll employment has increased in **11 of the past 12 months**.
- Nationally, nonfarm payrolls **rose by 22,000 in August, or 0 percent**. South Carolina ranks 1st in the nation for percentage gain in nonfarm payroll employment over the past 12 months.
- **South Carolina lost 600 private sector jobs, or 0 percent**, on a seasonally adjusted basis during August. In the prior month, South Carolina added 5,700 jobs. South Carolina private sector payroll employment has increased in **11 of the past 12 months**.
- Nationally, private sector payroll jobs **rose by 38,000 jobs in August, or 0 percent**. South Carolina ranks 1st in the nation for percentage gain in private sector payroll employment over the past 12 months.

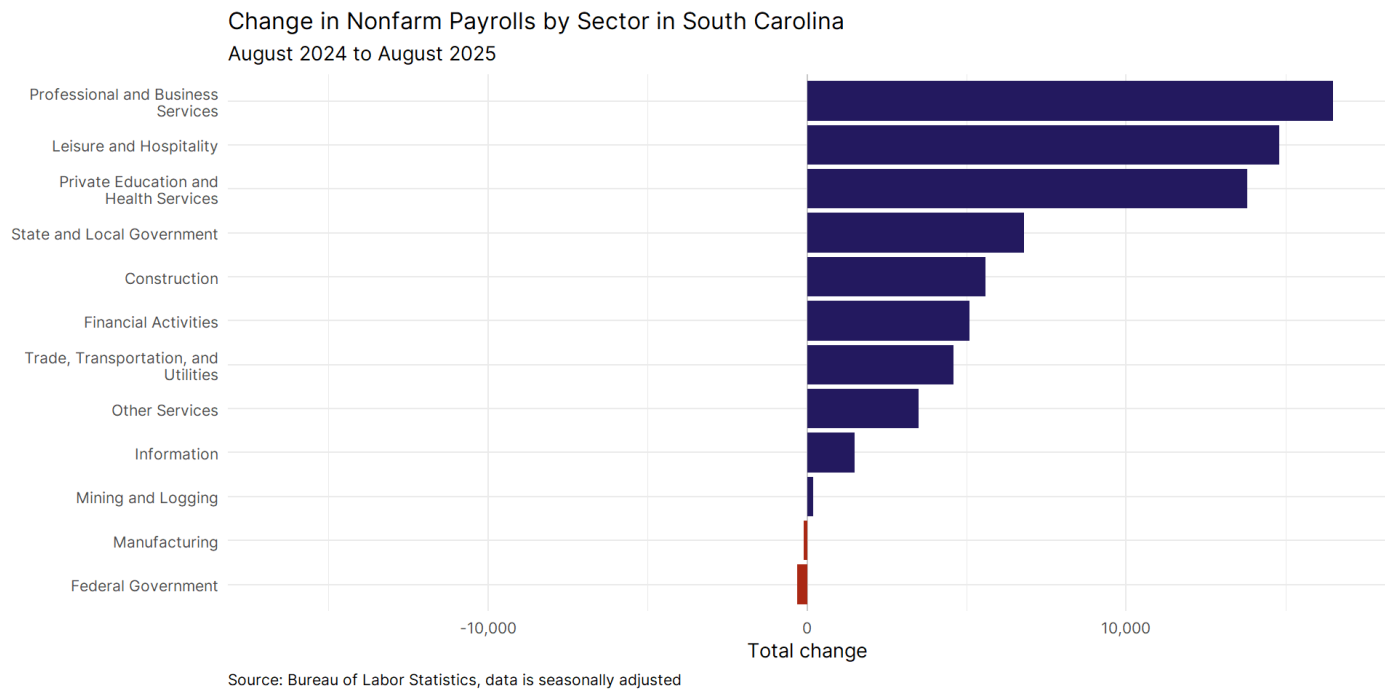
From July 2025 to August 2025:

- The best performing sectors were **Leisure and Hospitality** (+2,100) and **Trade, Transportation, and Utilities** (+900).
- The worst performing sectors were **Professional and Business Services** (-2,500) and **Private Education and Health Services** (-700).



From August 2024 to August 2025:

- The best performing sectors were **Professional and Business Services** (+16,500) and **Leisure and Hospitality** (+14,800).
- The worst performing sectors were **Federal Government** (-300) and **Manufacturing** (-100).



## South Carolina Labor force

The labor force participation rate is the percentage of the civilian noninstitutionalized population age 16 and older who are employed or actively looking for work.

- The labor force participation rate in **South Carolina fell to 57.6 percent in August from 57.7 percent in the prior month.**
- **South Carolina ranks 49th** in the nation.
- The 10-year high for the labor force participation rate in South Carolina was **59.2 percent** occurring in February 2016, and the 10-year low was **57.3 percent** occurring in October 2022.
- The national labor force participation rate **rose by 0.1 percentage points to 62.3 percent** in August.

