



United States Congress

Joint Economic Committee

EST. 1946


Republicans

Representative David Schweikert, *Chairman*



South Carolina

Employment Update



August 2025 | Released September 19, 2025

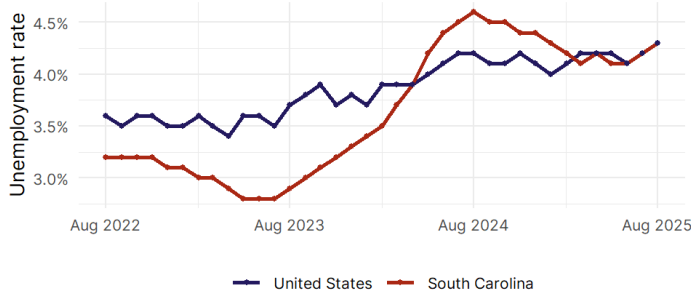
United States Employment Snapshot

- In August, among the 50 states and the District of Columbia **unemployment fell in 13, rose in 12, and remained unchanged in 26.**
- The highest unemployment rate was 6 percent in **District of Columbia**, and the lowest was 1.9 percent in **South Dakota**. Nationally, the unemployment rate rose by 0.1 percentage point to 4.3 percent.
- In August, **payroll jobs rose in 32 states and fell in 18.** The largest payroll job percent increase was 0.5 percent in **Utah**. The largest payroll job percent decline was 0.7 percent in **District of Columbia**.

South Carolina Employment Snapshot

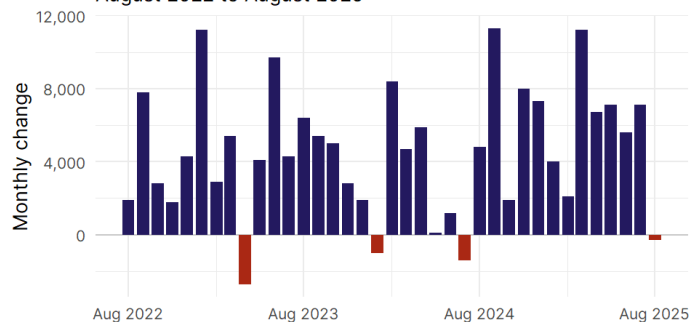
- In August, **South Carolina lost 300 net payroll jobs** and the **unemployment rate rose by 0.1 percentage point to 4.3 percent.** In the prior month, South Carolina added 7,100 net payroll jobs.
- Over the past 12 months, **South Carolina added 72,000 net payroll jobs** and the **unemployment rate fell by 0.3 percentage points from 4.6 percent.**
- Nationally, nonfarm payrolls **rose by 22,000 in August, or 0 percent.** South Carolina **ranks 1st** in the nation for percentage gain in nonfarm payroll employment over the past 12 months.
- In August, **South Carolina's private sector lost 600 net private payroll jobs**, and over the past 12 months it added 65,500 private payroll jobs. In the prior month, South Carolina added 5,700 net private payroll jobs.
- In August, employment in South Carolina **rose by 545**, and over the past 12 months it rose by 31,045.
- **South Carolina's labor force participation rate fell to 57.6 percent** in August from 57.7 percent and **ranks 49th** in the nation. In the past 12 months, the labor force participation rate has fallen by 0.5 percentage points.

Unemployment Rate in South Carolina
August 2022 to August 2025



Source: Bureau of Labor Statistics, data is seasonally adjusted

Change in Nonfarm Payrolls in South Carolina
August 2022 to August 2025



Source: Bureau of Labor Statistics, data is seasonally adjusted

Read the full release (<https://www.jec.senate.gov/public/index.cfm/republicans/sc/>)