



United States Congress

# Joint Economic Committee

Est. 1946

Republicans

Representative David Schweikert, *Chairman*



## South Dakota Employment Update



April 2025 | Released May 21, 2025

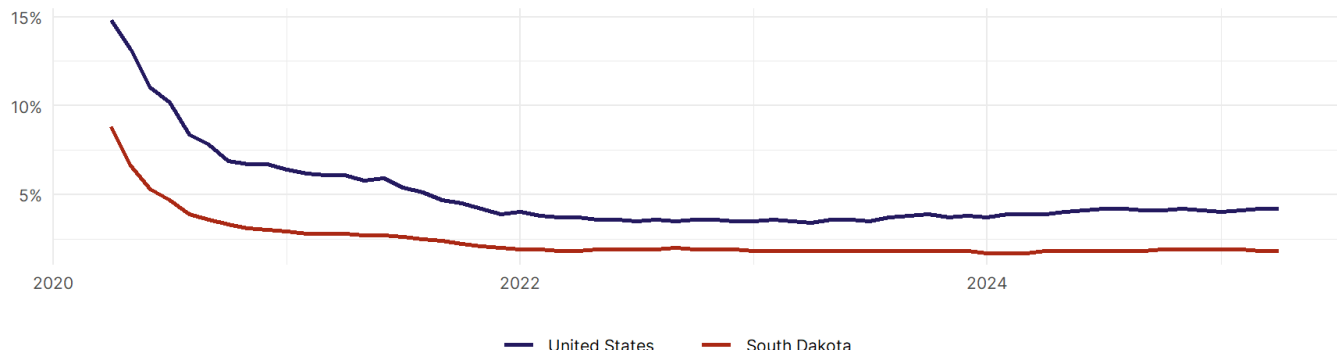
### United States Employment Snapshot

- In April, among the 50 states and the District of Columbia **unemployment fell in 5, rose in 20, and remained unchanged in 26.**
- The highest unemployment rate was 5.8 percent in **District of Columbia**, and the lowest was 1.8 percent in **South Dakota**. Nationally, the unemployment rate remained unchanged in April.
- In April, **payroll jobs rose in 40 states and fell in 11.** The largest payroll job percent increase was 0.4 percent in **Mississippi**. The largest payroll job percent decline was 0.2 percent in **Vermont**.

### South Dakota Employment Snapshot

- In April, **South Dakota added 1,800 net payroll jobs** and the **unemployment rate remained unchanged at 1.8 percent.** In the prior month, South Dakota added 400 net payroll jobs.
- Over the past 12 months, **South Dakota added 6,000 net payroll jobs** and the **unemployment rate remained unchanged.**
- Nationally, nonfarm payrolls **rose by 177,000 in April, or 0.1 percent.** South Dakota **is tied for 13th** in the nation for percentage gain in nonfarm payroll employment over the past 12 months.
- In April, **South Dakota's private sector added 1,800 net private payroll jobs**, and over the past 12 months it added 4,800 private payroll jobs. In the prior month, South Dakota added 400 net private payroll jobs.
- In April, employment in South Dakota **rose by 777**, and over the past 12 months it rose by 6,889.
- **South Dakota's labor force participation rate rose to 68.9 percent** in April from 68.8 percent and **ranks 4th** in the nation. In the past 12 months, the labor force participation rate has risen by 0.4 percentage points.

South Dakota  
Unemployment Rate

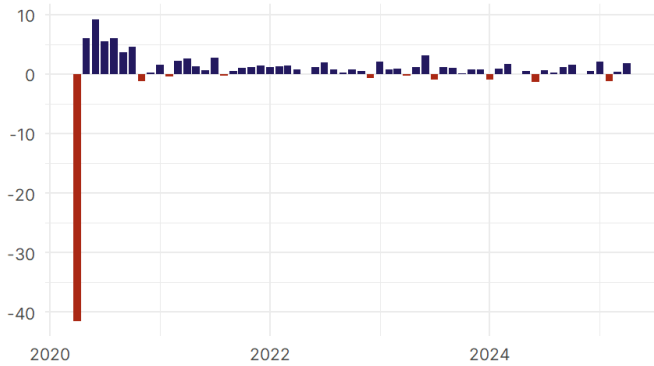


Source: Bureau of Labor Statistics, data is seasonally adjusted

## South Dakota Payroll Employment

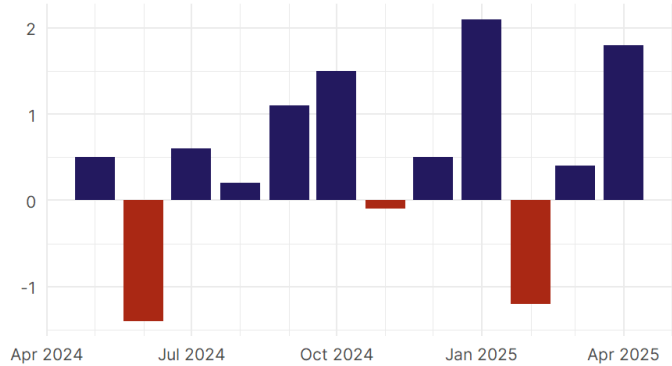
### South Dakota Nonfarm Payroll Jobs

Monthly change, past five years (thousands)



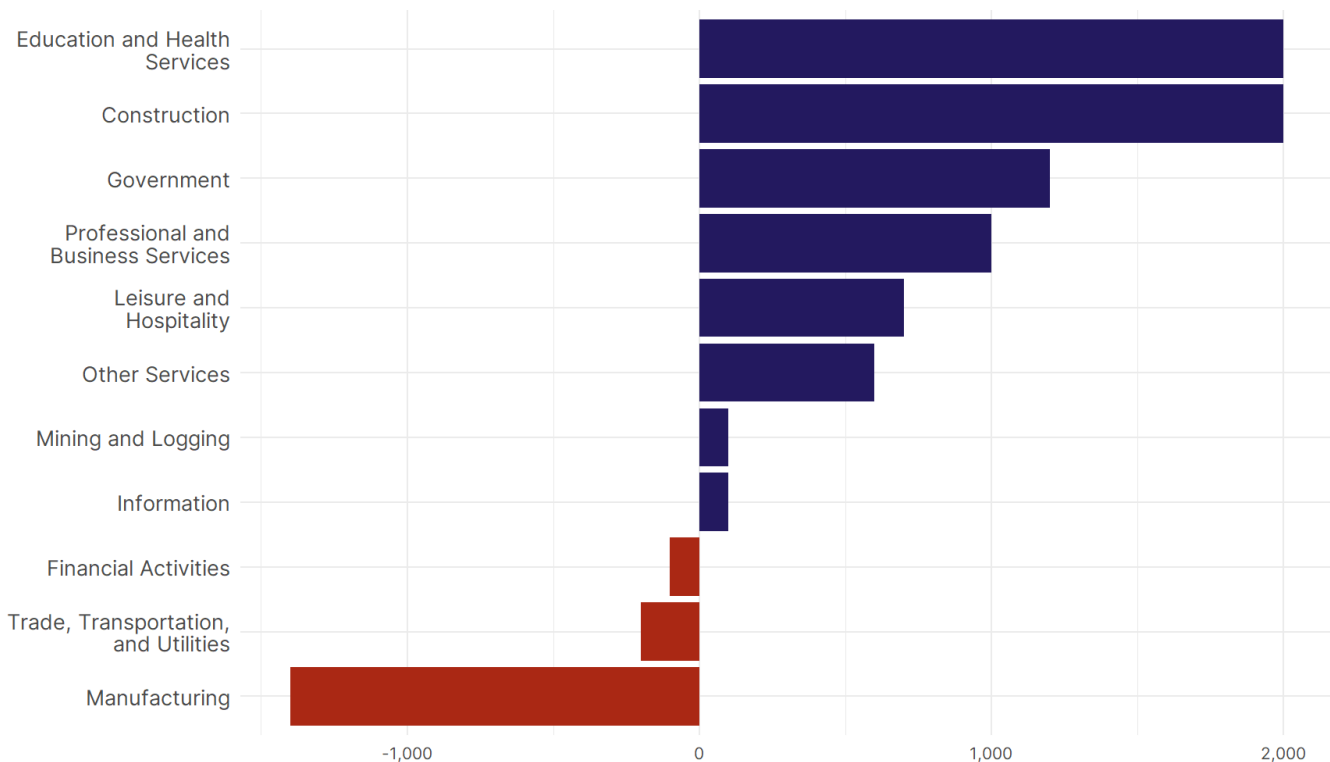
### South Dakota Nonfarm Payroll Jobs

Monthly change, past 12 months (thousands)



- **South Dakota added 1,800 net payroll jobs, or 0.4 percent,** on a seasonally adjusted basis during April. In the prior month, South Dakota added 400 jobs. South Dakota nonfarm payroll employment has increased in **9 of the past 12 months**.
- Nationally, nonfarm payrolls **rose by 177,000 in April, or 0.1 percent**. South Dakota is tied for 13th in the nation for percentage gain in nonfarm payroll employment over the past 12 months.
- **South Dakota added 1,800 private sector jobs, or 0.5 percent,** on a seasonally adjusted basis during April. In the prior month, South Dakota added 400 jobs. South Dakota private sector payroll employment has increased in **9 of the past 12 months**.
- Nationally, private sector payroll jobs **rose by 167,000 jobs in April, or 0.1 percent**. South Dakota is tied for 16th in the nation for percentage gain in private sector payroll employment over the past 12 months.

### Change in South Dakota Payroll Employment by Sector over past 12 months

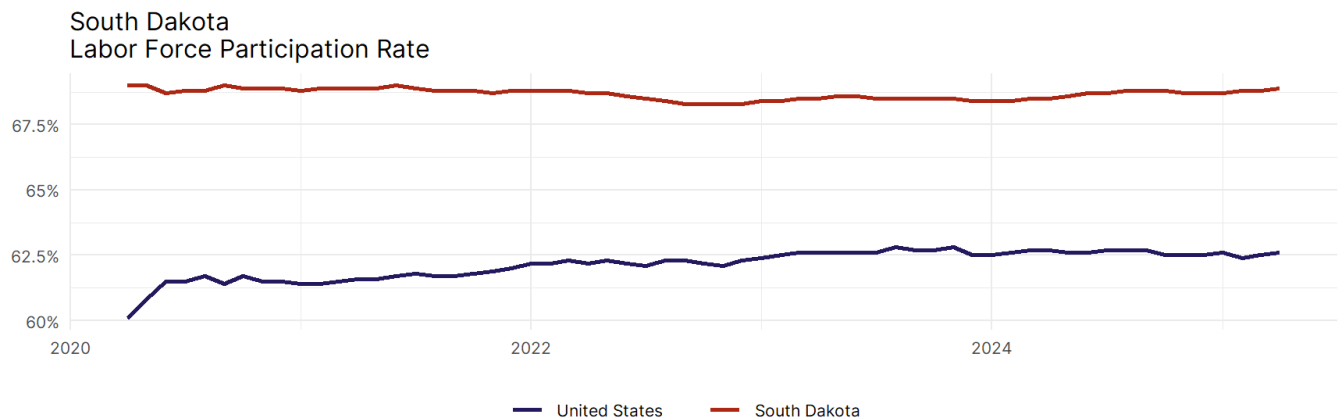


- The best performing sectors on a seasonally adjusted basis during April were **Leisure and Hospitality (900)** and **Professional and Business Services (400)**.
- The poorest performing sectors during the month were **Mining and Logging tied with Manufacturing; and Information; and Government (0)** and **Financial Activities (-200)**.
- The best performing sectors during the last 12 months were **Construction tied with Education and Health Services (2,000)** and **Government (1,200)**.
- The poorest performing sectors during the last 12 months were **Trade, Transportation, and Utilities (-200)** and **Manufacturing (-1,400)**.

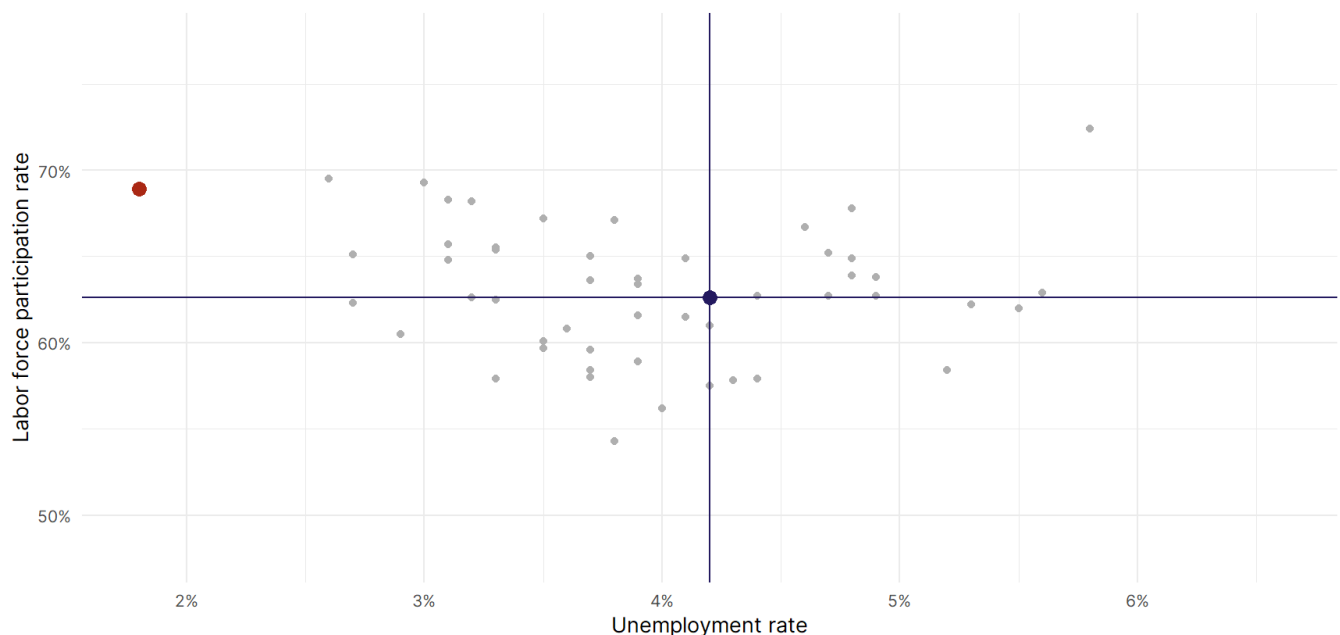
### South Dakota Labor Force

The labor force participation rate is the percentage of the civilian noninstitutionalized population age 16 and older who are employed or actively looking for work.

- The labor force participation rate in **South Dakota rose to 68.9 percent in April from 68.8 percent in the prior month.**
- **South Dakota ranks 4th** in the nation.
- The 10-year high for the labor force participation rate in South Dakota was **69.9 percent** in April 2015, and the 10-year low was **68.3 percent** occurring in December 2022.
- The national labor force participation rate **rose by 0.1 percentage points to 62.6 percent** in April.



Source: Bureau of Labor Statistics, data is seasonally adjusted



Source: Bureau of Labor Statistics, data is seasonally adjusted